

**AGENDA**  
**OSCEOLA CITY COUNCIL REGULAR MEETING**  
**November 15, 2021**  
**5:00**  
**303 HALE AVENUE - COUNCIL CHAMBERS**

1. PUBLIC HEARING FOR REZONING OF MANUFACTURED HOMES AREA
2. PRAYER THEN MEETING CALLED TO ORDER & ROLL CALL by City Clerk Jessica Griffin
3. ACTION: MINUTES: Oct 7<sup>th</sup> Special meeting and October 18<sup>th</sup> regular meeting
4. ACTION: Recommendation from A & P Tax Commission – Dr. Jim Shemwell
5. PRESENTATION: New OPD Cadet Graduate from Black River Tech Law Enforcement Training
6. REPORTS
  - a. Chamber of Commerce/Music Tourism meeting was Nov 11<sup>th</sup> @ 11:00 – Megan Owens
  - b. SHIFT, Main Street, Museum
  - c. Department Reports & Financial Report – Melissa Brothers
  - d. Improvement Task Force met on Oct. 22<sup>nd</sup> & Nov 12<sup>th</sup> – See project list in packet
  - e. Budget/Utility meeting on Nov 11<sup>th</sup>, Melissa Harrison
  - f. Police/Fire open meeting with staff on Nov 10<sup>th</sup> – See projects report in packet
  - g. OPAR/Animal Control open meeting with staff on Nov 10<sup>th</sup>
  - h. Code Enforcement open meeting with staff on Nov 11<sup>th</sup> – See projects report in packet
  - i. Street & Sanitation open meeting with staff on Nov. 12<sup>th</sup> – See projects report in packet
7. UNFINISHED BUSINESS
  - a. Ordinance: Amend zoning for manufactured homes
  - b. Discussion: Proposed liens on properties to be voted upon in December
  - c. Resolution: Approve quote for demolition of Scout Hut
8. NEW BUSINESS
  - a. Discussion: City Council seat redistricting – Councilman Dunegan
9. PUBLIC COMMENT: Judge John Alan Nelson – Drug Task Force funding
10. ANNOUNCEMENTS THEN ADJOURNMENT
  - 1) ASU Jazz Concert at Coston Arts building – Friday, Nov. 19<sup>th</sup>, 7:30 pm. \$10 ticket price
  - 2) LED Sign Dedication, Dickie Kennemore Community Center, Sunday, Dec. 5<sup>th</sup>, 1:00
  - 3) ANC Choir Vespers Concert – Thursday, Dec. 9<sup>th</sup>, 7:00, 1<sup>st</sup> Methodist Church
  - 4) Community Improvement Task Force – 2<sup>nd</sup> & 4<sup>th</sup> Fridays @ 10:00, Dec. 10<sup>th</sup>
  - 5) Osceola Christmas Parade – Saturday, Dec. 11<sup>th</sup>, 6:00
  - 6) Music Tourism meeting– 2<sup>nd</sup> WEDNESDAY each month, Dec. 8<sup>th</sup> @ 11:00, at the Chamber
  - 7) Wednesday, Dec. 8<sup>th</sup>; Police/Fire @ 3:00, Chair Stan Williams
  - 8) Wednesday, Dec. 15<sup>th</sup>; OPAR @ 4:00, Chair Sandra Brand
  - 9) Thursday, Dec 16<sup>th</sup>; Code Enforcement @ 1:15
  - 10) Thursday, Dec 16<sup>th</sup>; Finance/Utilities, @ 4:00, Chair Linda Watson
  - 11) Friday, Dec 17<sup>th</sup>; Public Works, @ 9:00, Chair Gary Cooper

CITY OF OSCEOLA COUNCIL MEETING

Special-called Council meeting

Thursday, October 7, 2021

11:00

Council Chambers

The Osceola City Council met in special session at the Council Chambers and on ZOOM. The meeting took place on October 7, 2021 at 11:00 am

Officers present: Sally Wilson, Mayor

Council members present: Stan Williams, Tyler Dunegan, Gary Cooper

Council members absent: Sandra Brand, Greg Baker, Linda Watson


Other present, Via ZOOM: Dr James Shemwell, Shawn Chafin

Mayor Wilson called the meeting to order and called roll.

Dr James Shemwell, Chair of the A & P Tax Commission present the following request from the Commission. "Please find attached an advertising draft that would appear in the new Arkansas Tour Guide that is distributed to Welcome Centers all across the State. We have participated in this promotion for several years now. What is being proposed this year are two things: 1) our usual full-page ad in the Arkansas Travel Guide at a cost of \$2,995; and 2) a full-page ad in the Arkansas Motorcycle Guide for \$1,515. The second Guide is a piece designed for people who vacation on motorcycles and is distributed in similar fashion to the Travel Guide. Because of the recent turnover with the Osceola/South Mississippi County Chamber of Commerce Executive Director position, very recently filled by Megan Owens, we find ourselves facing a print deadline at the end of this week. Special thanks to Megan and to Shawn Chafin for not letting this opportunity go by the wayside. Nevertheless, to expedite this matter, I am requesting a **virtual vote from the A & P Tax Commission** to approve this measure so, if passed, the measure can be recommended to the City Council for a special vote. Because the Travel Guide is a familiar project to us, I chose this method to proceed. Accordingly, I hereby move those expenditures be recommended to the City Council in the amounts of \$2,995 for the Arkansas Travel Guide and \$1,515 for the Arkansas Motorcycle Guide."

Motion was made by Tyler Dunegan and seconded by Gary Cooper to approve the request. The motion passed by a vote of 4-0 with Mayor voted yes.

There being no further business, the meeting was adjourned.



Jessica Griffin, Clerk

---

Sally Wilson, Mayor

CITY OF OSCEOLA CITY COUNCIL MEETING

OSCEOLA, ARKANSAS

REGULAR MEETING

October 18, 2021

The Osceola City Council met in Regular Session at the Council Chambers, located at 303 West Hale Avenue, Osceola, Arkansas. The meeting took place on October 18, 2021 at 5:00pm.

Officers present: Sally Wilson, Mayor  
Jessica Griffin, City Clerk/Treasurer

Council Members Present: Sandra Brand, Greg Baker, Tyler Dunegan, Stan Williams, Gary Cooper

Council Members Absent: Linda Watson

Others Present: Melissa Harrison  
Stacy Travis

Mayor Wilson called meeting to order and Jessica Griffin called roll. All Council members were present, with the exception of Linda Watson who was absent.

Motion was made by Gary Cooper and seconded by Greg Baker to approve. All Council members were in favor.

Megan Owens came forward with the Chamber report.

Melissa Harrison came forward with the financial report. (Details attached)

MONTHLY REPORTS ARE AS FOLLOWS:

| September 2021             | Current Month    |                  |                    | Year to Date      |                   |                  | Annual            | Elapsed    |
|----------------------------|------------------|------------------|--------------------|-------------------|-------------------|------------------|-------------------|------------|
|                            | Budget           | Actual           | Var (+) (-)        | Budget            | Actual            | Var (+) (-)      | Budget            | 75%        |
| <b>Revenue:</b>            |                  |                  |                    |                   |                   |                  |                   |            |
| 01 - Osceola Light & Power | 1,464,882        | 1,793,685        | 328,802            | 13,183,941        | 13,283,240        | 99,299           | 17,578,588        | 76%        |
| 02 - City General Fund     | 353,653          | 1,322,942        | 969,289            | 3,182,875         | 5,087,023         | 1,904,148        | 4,243,833         | 120%       |
| 03 - Street Fund           | 45,837           | 55,414           | 9,577              | 412,530           | 486,818           | 74,288           | 550,040           | 89%        |
| 04 - Sanitation Fund       | 79,838           | 79,512           | (326)              | 718,538           | 716,098           | (2,440)          | 958,050           | 75%        |
| <b>Total Funds</b>         | <b>1,944,209</b> | <b>3,251,553</b> | <b>1,307,344</b>   | <b>17,497,883</b> | <b>19,573,179</b> | <b>2,075,296</b> | <b>23,330,511</b> | <b>84%</b> |
| <b>Operating Expense:</b>  |                  |                  |                    |                   |                   |                  |                   |            |
| 01 - Osceola Light & Power | 1,269,376        | 1,593,548        | (324,172)          | 11,424,381        | 12,293,999        | (869,618)        | 15,232,508        | 81%        |
| 02 - City General Fund     | 494,344          | 369,327          | 125,017            | 4,449,098         | 4,129,823         | 319,275          | 5,932,131         | 70%        |
| 03 - Street Fund           | 81,371           | 64,606           | 16,765             | 732,338           | 558,198           | 174,140          | 976,450           | 57%        |
| 04 - Sanitation Fund       | 86,183           | 81,376           | 4,807              | 775,650           | 815,774           | (40,124)         | 1,034,200         | 79%        |
| <b>Total Funds</b>         | <b>1,931,274</b> | <b>2,108,857</b> | <b>(177,583)</b>   | <b>17,381,467</b> | <b>17,797,794</b> | <b>(416,327)</b> | <b>23,175,289</b> | <b>77%</b> |
| <b>Impact to Surplus:</b>  |                  |                  |                    |                   |                   |                  |                   |            |
| 01 - Osceola Light & Power | 195,507          | 200,137          | (4,630)            | 1,759,560         | 989,241           | (770,319)        | 2,346,080         | 42%        |
| 02 - City General Fund     | (140,692)        | 953,615          | (1,094,307)        | (1,266,224)       | 957,200           | 2,223,424        | (1,688,298)       | -57%       |
| 03 - Street Fund           | (35,534)         | (9,192)          | (26,342)           | (319,808)         | (71,380)          | 248,428          | (426,410)         | 17%        |
| 04 - Sanitation Fund       | (6,346)          | (1,864)          | (4,482)            | (57,113)          | (99,676)          | (42,564)         | (76,150)          | 131%       |
| <b>Total Funds</b>         | <b>12,935</b>    | <b>1,142,696</b> | <b>(1,129,761)</b> | <b>116,417</b>    | <b>1,775,385</b>  | <b>1,658,968</b> | <b>155,222</b>    |            |



Committee reports were given by Council Members.

Tim Jones came forward to discuss the sewer line extension and the AMI system's water meters.

Discussion was held over zoning change in Ward 1.

Motion was made by Greg Baker and seconded by Gary Cooper to go into executive session regarding hiring of new Police Chief. Executive session began at 5:20pm and concluded at 6:06pm.

Motion was then made by Greg Baker and seconded by Stan Williams to overturn the hiring of the new Police Chief.

Roll was called and all Council Members voted aye.

Next, a resolution was introduced and reads as follows:

RESOLUTION NO. 2021- 38

A RESOLUTION APPROVING PURCHASE OF WATER TREATMENT TELEMETRY  
UPGRADE

WHEREAS, the City of Osceola Water Department has found that the Department needs to upgrade its water treatment monitoring and automation system for the City's two above ground storage tanks and water system wells; and

WHEREAS, a competitive advertisement for this system was published on September 30, 2021; and

WHEREAS, two quotes were submitted, one from Industrial Equipment of Arkansas, IEA and the other from Automate Company in Pacific MO; and


WHEREAS, these two quotes are included in the council monthly packets; and

WHEREAS, the Utility/Finance Committee recommends that the IEA quote be accepted for a one-time charge of \$43,615.90 and monthly OnPing charge of \$220; and

WHEREAS this expense may be eligible for payment out of the City's America Rescue Plan Act funds.

NOW THEREFORE, BE IT RESOLVED BY THE CITY OF OSCEOLA, ARKANSAS that the Mayor is hereby authorized to accept the IEA quote.

PASSED AND APPROVED THIS 18<sup>th</sup> DAY OF OCTOBER, 2021.



Sally Wilson, Mayor

ATTEST:

  
Jessica Griffin, City Clerk



# INDUSTRIAL EQUIPMENT OF ARKANSAS

**AIR COMPRESSORS • PUMPS • OVERHEAD DOORS**

5977 Highway 135 N

Paragould, Arkansas 72450

\*Phone: 501-586-9767\*

08/04/21

City of Osceola

~~870-563-3400~~@yahoo.com

870-563-~~3400~~

Attn: Tim Jones


Reference: Water Treatment Telemetry Upgrade

Quote: 164-P21

**Description: Water Treatment Monitoring and Automation**

|   |    |
|---|----|
| AB CMPLGX/MLX 2 MB Enet Controller  | 1  |
| AB CMPLGX/MLX 1500 PS 24 VDC  | 1  |
| AB CMPLGX/MLX 1500, 16DI, VAC   | 4  |
| AB CMPLGX/MLX 1500, 16DO, VAC   | 3  |
| AB CMPLGX/MLX 1500, 8DO, VAC  | 1  |
| 1769-IF4XOF2 compactlogix 6point a/i and a/o module                             | 1  |
| AB CMPLGX/MLX 1500, End Cap R   | 1  |
| 24VDC@5A  | 1  |
| Fuse Holder   | 18 |
| End Anchor "Terminal End Stop"  | 5  |
| Terminal Block Spacer   | 7  |
| Terminal Block: Double unbridged  | 24 |
| Terminal Block: Double Level Terminal Block Bridged                             | 20 |
| Double Level Grounding Block  | 12 |
| Terminal Block: Double level fuse holder, ground, terminal block "Analog Input" | 2  |
| 6 Amp 24vdc Relay   | 28 |
| Power Supply: 24VDC@2.4A  | 4  |
| Micro800 2 Point Analog Input Plug-in   | 1  |
| Enclosure, NEMA 4X, SoLid Door, 513X413X228mm, Fiberglass                       | 4  |
| 20 x 16 Backplate   | 4  |
| 2080-LC20-20QWB Micro820 20 I/O Enet/IP Controller                              | 5  |
| Lumberjack Comms Package (With Local Internet)                                  | 2  |
| OxBox Cellular/Comms Package  | 4  |

*Continued:*



**INDUSTRIAL  
EQUIPMENT  
OF ARKANSAS**

**AIR COMPRESSORS • PUMPS • OVERHEAD DOORS**

5977 Highway 135 N

Paragould, Arkansas 72450

**\*Phone: 501-586-9767\***

Programming

Field Service

CAD Design

**Cost: \$43,615.90**

~~7220~~

**Estimated Monthly OnPing Charges \$417.50**

Delivery: 4-6 Weeks Subject to Prior Sale

***NOTES:***

1. Taxes not included
2. Quote valid for 30 days
3. One year warranty on installation and hardware. 24-hour remote customer service.

We appreciate the opportunity, please feel free to call with any questions.

Jonathan Hill

Engineer

*Jonathan Hill*

Industrial Equipment of Arkansas, LLC

From: kaleb@cooperoverhead.com  
Subject: Water Treatment Plant Demo  
Date: Sep 20, 2021 at 10:37:38 AM  
To: bhaynes58@yahoo.com

---

Brandon,

This email is in reference to our conversation earlier today, the monthly cost will go down from \$470 to \$220.

Thank you,

**Kaleb Sanduksy**

Outside Sales Specialist

**Cooper Industries, LLC**

Installation-Service-Sales

[cooperoverhead.com](http://cooperoverhead.com)



*5977 Hwy 135 N*

*Paragould, Arkansas 72450*

*Cell: 870-565-6249*

*Office: 870-586-0742*

August 19, 2021

Stacey L. Travis  
Administrative Asst./Utility Billing  
Brandon Haynes  
Water & Wastewater Superintendent  
P.O. Box 443  
303 West Hale Avenue  
Osceola, AR 72370

Ms. Travis and Mr. Haynes,

We appreciate to opportunity to discuss your control system needs and look forward to working with you and the water department.

I have provided 2 options to do this project. Please excuse the long and detailed explanations here but I felt the need to explain what I am doing and why.

**Quote A** provides a lower cost and uses the HMI (human machine interface) software that comes with the Epic controller called Groov. I can also throw in a Pac Project Pro package which includes another HMI software called Pac Display which although it is an older product, it can provide a nice water plant system control interface at no software cost. The primary downside to Pac Display is that it is not browser based, and therefore, it will not run on a cell phone and needs to be used with a VPN if viewed remotely. Groov can be used to supplement the HMI system by providing a cell phone remote interface that is SSL secure. In my opinion, Groov by itself is too limited and too awkward to program for a larger system, so using it primarily for cell or android tablet interface is doable and will work fine.

Going forward into the future for this water plant, I don't think this is the best option, but it will work. The reasons are that it is using 2 separate pieces of software and Pac Display is already an older generation package. Groov by itself is really not suited to run the whole plant and has its limitations.

Having said all this, Pac Display will provide acceptable displays and charts of tank levels, pump flow rates, and so on and Groov will provide cell or tablet remote access.

**Quote B** provides far more flexibility and sophistication in the display and analysis capabilities in a state of the art Ignition HMI/SCADA software package.

In this case I have configured the smallest practical software package from Ignition to keep the costs down. This package will provide up to 3 simultaneous display clients which includes remote connected cell phones, remote desktop viewing and control and locally in the plant HMI. What this means is any combination of 3 view clients can attach at the same time.

This package will also include a database and a data tag historian which allows me to configure various tank and pump trends that are much more sophisticated than quote A and can be cross-referenced to each other.

The other advantage of choosing this package is that any programming I do on it as well as the package costs are going to be used going forward. This package can be expanded to include whatever features you may decide to include in the future without starting from scratch. If you decide to do quote A now, and then later choose to switch to an Ignition package, you'll be throwing away any programming time that was spent to create quote A package, and you'll still have to buy the same package as in quote B.

#### **Quote #2422A Control System Addition**

The following project shall provide all the materials necessary to connect, read and control the existing 2 elevated water towers and the existing remotely located well pump. The following materials and labor provided by The Automate Co., LLC are provided, installed, programmed and configured as noted:

1. Provide, install, configure and startup the following at 2 elevated water towers:
  - a. Remove, calibrate, and reinstall pressure transmitters, provide mounting of pressure transmitter.
  - b. Freeze proofing measures of pressure transmitter existing pilot water tap to include heat trace as necessary.
  - c. Heaters in the enclosures of all three elevated water towers.
  - d. 1 - Opto22 RIO (2 total remote IO) module in enclosure.
  - e. Complete rewire of enclosure including terminal blocks, fuse blocks, PVC wire troughs, and wire labels as necessary.
  - f. Temperature sensor for monitoring and alarming of enclosure temperature and control of heater elements.
  - g. Analog and discreet power supplies as required.
  - h. UPS system comprised of a DC power supply, battery charger, UPS module, and AC inverter to provide power during outage up to 24 hours.
  - i. 2 – 35 AH sealed lead acid batteries for UPS system.
  - j. Surge arrestor on main power.
  - k. Mikrotik router and switch for connection to ATT Ethernet drop.
  - l. 3 – ¾" Erico ground rods CAD welded to #2/0 bare copper wire and terminated in pump panel and pump control panel.
2. Provide, install, configure and startup the following at the existing remote well pump:
  - a. 1 - Opto22 RIO module in enclosure.
  - b. Complete rewire of enclosure including terminal blocks, fuse blocks, PVC wire troughs, and wire labels as necessary.
  - c. Analog and discreet power supplies as required.
  - d. UPS system comprised of a DC power supply, battery charger, UPS module, and AC inverter to provide power during outage up to 24 hours.
  - e. 2 – 35 AH sealed lead acid batteries for UPS system.

- f. Surge arrestor on main power.
- g. Mikrotik router and switch for connection to ATT Ethernet drop.
- h. 3 – ¾" Erico ground rods CAD welded to #2/0 bare copper wire and terminated in pump panel and pump control panel.
- 3. Rehabilitate the main control system enclosure at water plant to include the following:
  - a. Rewire as necessary main control system enclosure. Install terminal blocks, fuse blocks, wire labeling, and PVC wire troughs. Reroute all wiring through wire troughs and use zip ties as necessary to clean up existing state of disrepair.
  - b. Reinstall/remount Epic controller.
  - c. Add IO cards as necessary to Epic controller to provide inputs for existing ground storage tanks.
  - d. Remove all dry pair communication systems.
  - e. Remove and replace batteries in existing UPS.
  - f. Add and run new 120 volt ac line to existing ATT drop from UPS backed power in main control panel.
  - g. Remove existing chart recorders for tanks.
  - h. 1 – Mikrotik CCR2004-16G-2S+ router and switch with 16 copper gigabit ports and 2 – 10 gigabit fiber ports. Connects the existing ATT drop and all other ethernet equipment in water plant.
  - i. 1 – Intel NUC10i7FNH1 mini-pc for HMI operation.
  - j. Install customer provided 24" Dell Touch screen and wall mount bracket.
- 4. Program new system to include the following:
  - a. Display all tank levels graphically and digitally.
  - b. Display and control of tank level set points to provide lead/lag operation of existing high service pumps.
  - c. Control strategy based on lowest tower starts first HS pump, second HS pump starts with next lowest set point on either tower.
  - d. First tower Hi Level set point stops either or both pumps.
  - e. Trend 2 elevated water towers.
  - f. Trend 2 ground storage tanks.
  - g. Alarm set points for 2 elevated water towers.
  - h. Alarm set points for 2 ground storage tanks.
- 5. Complete AutoCad 2018 Electrical drawings on all modifications performed.
- 6. Systems installed by The Automate Co. LLC are parts and labor guaranteed for 1 year from date of completion. Travel expenses are not included.
- 7. All shipping included.
- 8. Taxes not included.
- 9. The Automate Company LLC is fully insured. Insurance certification provided upon request.
- 10. This quote is good for 90 days.



**The *Automate***  
**Company, LLC**

11. Contract terms shall be 50% upon receipt of signed purchase order. No work shall begin until receipt of initial payment. Balance of contract in 30 days after acceptance of completion.
12. Customer requirements:
  - a. The grounding systems or any conduit earth work will be performed by the customer.
  - b. The customer shall provide trenching for the grounding cable install at each remote site. Trenching shall be approximately 30 feet long each x minimum of 18" deep.
  - c. The customer shall provide labor to bury the 3/4" x 8' long ground rods to full depth with top of rod below surface.
  - d. The Automate Company shall provide copper cable, ground rods and all materials and labor to provide CAD welding.
  - e. This quote assumes all existing customer hardware to be fully functioning. Any required hardware found to not be in operational condition shall be supplied by The Automate Co., LLC. at cost plus 10%.
  - f. The Automate Co., LLC shall reduce the contract price by the cost of any hardware the customer may have that was included in the contract price. This is referring specifically to any Opto22 RIOs the customer may have.

Lump Sum Contract Price:.....\$34,965

**Quote #2422B Control System Addition**

This quote contains all of the items stated in quote A above with the following exceptions and additions.

1. Refurbishment of all three Foxboro pressure transmitters (located at towers) and addition of digital pressure display on transmitter. Allows operator to see tank level while on site.
2. Software licensed package of Ignition 8.1 that includes:
  - a. This license is yours and will be provided to you and the city upon completion of this contract.
  - b. Ignition Platform includes:
    1. Core drivers: Modbus Driver, UDP and TCP Driver, BACnet Driver, Allen-Bradley Driver Suite, Siemens Driver Suite, DNP3 Driver, Omron Driver.
    2. Unlimited data tags. These are data registers that allow the system to read write and store data, such as a tank level, a pump status, a flow rate, etc.
    3. Unlimited designer clients. This allows unlimited number of design sessions in developing or modifying the HMI.
    4. Connectivity to any major PLC and database with built-in SQL database connectivity and the included OPC UA Server Module and core drivers.
  - c. 3 – Perspective clients. These are the browser based clients which are essentially a control system display of anything programmed in the HMI for

**The *AutoMate***  
**Company, LLC**

- operator access, control and monitoring. Each client consists of opening a browser window on a PC, android, Apple, Mac PC or tablet and connecting to the Ignition Server. Each client can connect from anywhere internet access exists or from anywhere on the plant network. This license allows up to 3 clients to connect at the same time.
- d. Tag Historian. Allows Ignition to create a full featured SQL database on all tags programmed as part of this contract. This means any tag (such as tank level or flowrate or flow totals) can be tract and trended over the long term with recall of any date and time.
  - e. Opto 22 groov Epic SNAP PAC Driver. This allows Ignition to connect to any of the Opto22 Pac Control and Epic products.
3. The additional labor to install, configure, and program the Ignition package to suite. This requires more time and effort to deliver but provides many more benefits than Pac Display and Groov. This is especially true going forward, this package can expand to provide complete control and monitoring of your existing water and waste water operations.

Lump Sum Contract Price:.....\$53,861

We look forward to working with you on this project and more into the future.

Sincerely,

Barrett Davis  
The AutoMate Co., LLC.

Motion was made by Sandra Brand and seconded by Tyler Dunegan to approve the resolution. All Council members were in favor.

Resolution was passed on the 18<sup>th</sup> day of October, 2021 and given number 2021-38.

The next resolution was introduced and reads as follows:

RESOLUTION NO. 2021- 39

A RESOLUTION APPROVING PRUCHASE OF GARBAGE BAGS FROM JADCORE

WHEREAS, the City of Osceola, acting by and through its City Council, has found that the City of Osceola and the Osceola Sanitation Department are in need of garbage bags for its residential customer and for sale at the teller window; and

WHEREAS, Jadcore, LLC responded to the City's published competitive bid and was the only bid submitted for the bid opening on Sept. 30, 2021; and

WHEREAS, the Jadcore bid is \$43,439.76 for 1014 cases of 1.5 Mil, Black garbage bags; and


WHEREAS, the City provides two rolls of 50-count bags to each residential customer per year; and

WHEREAS, the City currently offers the bags for sale for \$10 per roll; and

WHEREAS, the quote is provided in the council meeting packet.


NOW THEREFORE, BE IT RESOLVED BY THE CITY OF OSCEOLA, ARKANSAS that the Mayor is hereby authorized to purchase these bags at his quoted price.

PASSED AND APPROVED THIS 18<sup>th</sup> DAY OF OCTOBER, 2021.



Sally Wilson, Mayor

ATTEST:



Jessica Griffin, City Clerk

PO# Sanitation Dept

9/9/2021

## City of Osceola, AR

| Quantity   | Color | Dimensions | Gauge | Bags/CS  | Cs WT | Cs/Skid | Case Price | Total       |
|------------|-------|------------|-------|----------|-------|---------|------------|-------------|
| 1014 cases | Black | 31x40      | 1.50  | 6x50-300 | 36.0  | 39      | \$42.84    | \$43,439.76 |

\*on 1.5" core w/ties

Price includes delivery to Osceola, AR 72370

Nov. 19, 2020 29.34

46.1%

Steve,

See attached for your quote on 26 pallets which is a full truckload. 52 pallets would be 2 full trucks and price per case is the same for each truckload.

We are currently around 18-20 weeks for lead time so let me know ASAP if you need another 26 pallets in.

Thanks!

Chris Doti

Account Manager

D: 812-234-2724 ext 267

F: 812-466-9460

[revolutioncompany.com](http://revolutioncompany.com)



**Revolution** | **JADCORE**  
A REVOLUTION BRAND

Motion was made by Tyler Dunegan to amend the resolution to 2,028 cases and seconded by Sandra Brand to approve. All Council members were in favor.

Resolution was passed on the 18<sup>th</sup> day of October, 2021 and given number 2021-39.

The next resolution was introduced and reads as follows:

RESOLUTION NO. 2021- 40

A RESOLUTION AUTHORIZING A REFINANCING CONTRACT BETWEEN THE CITY  
OF OSCEOLA AND BANCORP SOUTH FOR HEIL FRONT LOADER

WHEREAS, the City of Osceola, acting by and through its City Council, has found that the City's Street and Sanitation Department is in continued need of its current front load body garbage truck; and


WHEREAS, the City can contract with Bancorp South to refinance its \$150,000 existing balloon note for its 2019 Autocar Heil Front Loader truck for three (3) years at a 2.41% lease rate; and

WHEREAS, the monthly payment of \$4,323.29 is included in the city budget; and

WHEREAS, it is in the best interest of the City of Osceola to enter into a Lease Agreement with Bancorp South for the lease of said front loader truck.

NOW THEREFORE, BE IT RESOLVED BY THE CITY OF OSCEOLA, ARKANSAS that the Mayor is hereby authorized to negotiate a Lease Agreement with Bancorp South on behalf of the City of Osceola, Arkansas.

PASSED AND APPROVED THIS 18<sup>th</sup> DAY OF OCTOBER, 2021.

  
Sally Wilson, Mayor

ATTEST:

  
Jessica Griffin, City Clerk







9/9/2021

Sent via: snc822@gmail.com

City of Osceola  
P.O. Box 443  
Osceola, AR 72370

It is a pleasure to submit for your consideration the following proposal to provide lease-purchase financing based on the terms and conditions set forth below:

1. Lessor: BancorpSouth Equipment Finance, a division of BancorpSouth Bank
2. Lessee: City of Osceola
3. Equipment Description: 2019 Autocar w- Heil Front Loader  
Finance balloon #70611-016
4. Equipment Cost: \$150,000.00
5. Lease Term: 3 Years
6. Lease Payments: (These are approximate payment amounts. The actual payment will be determined at funding date.)  
  
**36 monthly payments of \$4,323.29**
7. Lease Rate: **36 – 2.41%**
8. Funding Date: This proposal is contingent upon the equipment being delivered and the lease funded before 11/15/2021 . Any extension of the funding date must be in writing.
9. Purchase Option: Title is passed to Lessee at lease expiration for no further consideration.

10. Non-appropriation/Termination: The lease provides that Lessee is to make reasonable efforts to obtain funds to satisfy the obligation in each fiscal year. However, the lease may be terminated without penalty in the event of non-appropriation. In such event, the Lessee agrees to provide an attorney's opinion confirming the events of non-appropriation and Lessee's exercise of diligence to obtain funds.

11. Bank Qualification: This lease-purchase financing shall be designated as a bank qualified tax-exempt transaction as per the 1986 Federal Tax Bill. **This means that the Lessee's governing body will pass a resolution stating that it does not anticipate issuing more than \$10 million in General Obligation debt or other debt falling under the Tax Bill's definition of qualifying debt during the calendar year that the lease is funded.**

12. Tax Status: This proposal is subject to the Lessee being qualified as a governmental entity or "political subdivision" within the meaning of Section 103(a) of the Internal Revenue Code of 1954 as amended, within the meaning of said Section. Lessee agrees to cooperate with Lessor in providing evidence as deemed necessary or desirable by Lessor to substantiate such tax status.

13. Net Lease: This will be a net lease transaction whereby maintenance, insurance, taxes (if applicable), compliance with laws and similar expenses shall be borne by Lessee.

14. Financial Statements: Complete and current financial statements must be submitted to Lessor for review and approval of Lessee creditworthiness.

15. Lease Documentation: This equipment lease-purchase package is subject to the mutual acceptance of lease-purchase documentation within a reasonable time period, otherwise payments will be subject to market change.

If the foregoing is acceptable, please so indicate by signing this letter in the space provided below and returning it to BancorpSouth Equipment Finance. **The proposal is subject to approval by BancorpSouth Equipment Finance's Credit Committee and to mutually acceptable terms, conditions and documentation.**

This proposal expires as of the close of business on 10/23/2021. Extensions must be approved by the undersigned.

Any concerns or questions should be directed to Bob Lee at 1-800-222-1610.

*Bob Lee*

Bob Lee  
Municipal Finance Manager

#### ACKNOWLEDGMENT AND ACCEPTANCE

By: \_\_\_\_\_  
Title

Date: \_\_\_\_\_

Motion was made by Gary Cooper and seconded by Greg Baker to approve the resolution. All Council members were in favor.

Resolution was passed on the 18<sup>th</sup> day of October, 2021 and given number 2021-40.

The last resolution on agenda was introduced and reads as follows:



**9/9/2021**

**Sent via: snc822@gmail.com**

City of Osceola  
P.O. Box 443  
Osceola, AR 72370

It is a pleasure to submit for your consideration the following proposal to provide lease-purchase financing based on the terms and conditions set forth below:

1. Lessor: BancorpSouth Equipment Finance, a  
division of BancorpSouth Bank
2. Lessee: City of Osceola
3. Equipment Description: 2019 Western Star w- Petersen Loader  
Finance balloon #70611-015
4. Equipment Cost: \$75,348.00
5. Lease Term: 3 Years
6. Lease Payments: (These are approximate payment amounts. The  
actual payment will be determined at funding  
date.)  
  
**36 monthly payments of \$2,171.67**
7. Lease Rate: **36 – 2.41%**
8. Funding Date: This proposal is contingent upon the equipment  
being delivered and the lease funded before  
10/25/2021 . Any extension of the funding date  
must be in writing.
9. Purchase Option: Title is passed to Lessee at lease expiration for no  
further consideration.

10. Non-appropriation/Termination: The lease provides that Lessee is to make reasonable efforts to obtain funds to satisfy the obligation in each fiscal year. However, the lease may be terminated without penalty in the event of non-appropriation. In such event, the Lessee agrees to provide an attorney's opinion confirming the events of non-appropriation and Lessee's exercise of diligence to obtain funds.

11. Bank Qualification: This lease-purchase financing shall be designated as a bank qualified tax-exempt transaction as per the 1986 Federal Tax Bill. **This means that the Lessee's governing body will pass a resolution stating that it does not anticipate issuing more than \$10 million in General Obligation debt or other debt falling under the Tax Bill's definition of qualifying debt during the calendar year that the lease is funded.**

12. Tax Status: This proposal is subject to the Lessee being qualified as a governmental entity or "political subdivision" within the meaning of Section 103(a) of the Internal Revenue Code of 1954 as amended, within the meaning of said Section. Lessee agrees to cooperate with Lessor in providing evidence as deemed necessary or desirable by Lessor to substantiate such tax status.

13. Net Lease: This will be a net lease transaction whereby maintenance, insurance, taxes (if applicable), compliance with laws and similar expenses shall be borne by Lessee.

14. Financial Statements: Complete and current financial statements must be submitted to Lessor for review and approval of Lessee creditworthiness.

15. Lease Documentation: This equipment lease-purchase package is subject to the mutual acceptance of lease-purchase documentation within a reasonable time period, otherwise payments will be subject to market change.

If the foregoing is acceptable, please so indicate by signing this letter in the space provided below and returning it to BancorpSouth Equipment Finance. **The proposal is subject to approval by BancorpSouth Equipment Finance's Credit Committee and to mutually acceptable terms, conditions and documentation.**

This proposal expires as of the close of business on 10/23/2021. Extensions must be approved by the undersigned.

Any concerns or questions should be directed to Bob Lee at 1-800-222-1610.

*Bob Lee*

Bob Lee  
Municipal Finance Manager

#### ACKNOWLEDGMENT AND ACCEPTANCE

By: \_\_\_\_\_  
Title

Date: \_\_\_\_\_

RESOLUTION NO. 2021- 41

A RESOLUTION AUTHORIZING A REFINANCING CONTRACT BETWEEN THE CITY  
OF OSCEOLA AND BANCORP SOUTH FOR WESTERN STAR LOADER

WHEREAS, the City of Osceola, acting by and through its City Council, has found that the City's Street and Sanitation Department is in continued need of its current Western Star knuckleboom loader; and


WHEREAS, the City can contract with Bancorp South to refinance its \$75,348 existing balloon note for its 2019 Western Star Peterson Loader truck for three (3) years at a 2.41% lease rate; and

WHEREAS, the monthly payment of \$2,171.67 is included in the city budget; and


WHEREAS, it is in the best interest of the City of Osceola to enter into a Lease Agreement with Bancorp South for the lease of said Western Star loader truck.

NOW THEREFORE, BE IT RESOLVED BY THE CITY OF OSCEOLA, ARKANSAS that the Mayor is hereby authorized to negotiate a Lease Agreement with Bancorp South on behalf of the City of Osceola, Arkansas.

PASSED AND APPROVED THIS 18<sup>th</sup> DAY OF OCTOBER, 2021.

  
Sally Wilson, Mayor

ATTEST:

  
Jessica Griffin, City Clerk

Motion was made by Gary Cooper and seconded by Greg Baker to approve the resolution. All Council members were in favor.

Resolution was passed on the 18<sup>th</sup> day of October, 2021 and given number 2021-41.

Dontaven Littleton, OHS quarterback, came forward to talk about his trip to Hawaii.

Sandra Collins then came forward to inform the Council of the installation of speed bumps in Seminole Village.

Johnny Rye came forward with comments regarding City work, compliments.

Greg Baker made a motion to suspend the rules and place Ashley Douglass on the agenda regarding a zoning issue.

Ashley stated she is planning on putting an Auto Sales business at 325 N. Walnut.

Discussion was held. No decision made.

With there being no further business, motion was made by Gary Cooper and seconded by Stan Williams to adjourn.

---

Sally Wilson, Mayor

---

Jessica Griffin, City Clerk/Treasurer

# **OSCEOLA POLICE DEPARTMENT**

Monthly Report for

**October-21**

**Ollie Collins  
Chief of Police**



**OSCEOLA POLICE DEPARTMENT  
GENERAL FUND INCOME  
Oct-21**

| <u>INCOME</u>             | <u>Oct</u>             | <u>Year to Date</u>     |
|---------------------------|------------------------|-------------------------|
| Automation Fund           | \$ (1,161.27)          | \$ (10,714.26)          |
| Bail Bond Fees            | \$ 400.00              | \$5,140.00              |
| Bonds Paid to OMC         | \$ 2,610.00            | \$108,863.00            |
| Credit Card Fees          | \$ 135.00              | \$1,634.00              |
| Fines & Cost pd to OMC    | \$ 24,271.24           | \$304,527.97            |
| Freedom of Information    | \$ 15.00               | \$45.00                 |
| Interest Earned           | \$ 1.47                | \$15.96                 |
| Jail Maint. Fees          | \$ -                   | \$0.00                  |
| Miscellaneous             | \$ -                   | -\$221.75               |
| Postage                   | \$ -                   | \$5.50                  |
| Rebate                    | \$ -                   | \$29.77                 |
| Restitution to OPD        | \$ -                   | \$0.00                  |
| Return Check Fee          | \$ -                   | \$0.00                  |
| Sale of Vehicle/Equipment | \$ -                   | \$0.00                  |
| SCC/Civil Services        | \$ 50.00               | \$550.00                |
| Unclaimed Restitution     | \$ -                   | \$720.00                |
| Yard Sales                | \$ 20.00               | \$240.00                |
| <br>Sub-Total             | <br><u>\$26,341.44</u> | <br><u>\$421,549.45</u> |

**DETENTION FACILITY INCOME:**

|                              |                        |                         |
|------------------------------|------------------------|-------------------------|
| ATM Commission               |                        | \$0.00                  |
| Background Checks            | \$ 30.00               | \$213.00                |
| Employee Lunches             | \$ -                   | \$0.00                  |
| Fingerprints                 | \$ 30.00               | \$893.00                |
| Incident Reports             | \$ 225.00              | \$1,675.00              |
| Jail Board                   | \$ 5,920.00            | \$82,794.00             |
| Misc/Comm balances unclaimed | \$ -                   | \$82.79                 |
| Phone Commission (Evercom)   | \$ -                   | \$0.00                  |
| Vin Inspection               | \$ 225.00              | \$4,778.00              |
| Work Release                 | \$ 50.00               | \$1,210.00              |
|                              | \$0.00                 |                         |
| Sub-Total                    | <u>\$6,480.00</u>      | <u>\$91,645.79</u>      |
| <br>Grand Total              | <br><u>\$32,821.44</u> | <br><u>\$513,195.24</u> |

**OSCEOLA POLICE DEPARTMENT**  
**BONDS & FINES ACCOUNT**  
October

|                         |    |          |                 |
|-------------------------|----|----------|-----------------|
| Register Ending Balance | \$ | 7,970.75 |                 |
| Bonds Payable           | \$ | 7,970.75 |                 |
| General                 | \$ | 1.47     |                 |
| Deposit Slips & Checks  | \$ | -        |                 |
| Checkbook Balance       |    |          | <u>7,972.22</u> |

**TIME PAYMENTS SUMMARY**

Accounts Receivable      09/31/2021      \$ 2,039,449.27

New charges      \$ 29,985.00  
 Finance charge      \$16,710.00

|                     |    |                  |
|---------------------|----|------------------|
| Appeals             | \$ | -                |
| Bond Transfer       | \$ | -                |
| Community Service   | \$ | 1,000.00         |
| Finance Charge Adj. | \$ | -                |
| Jail Time Credits   | \$ | 5,823.40         |
| Paid on account     | \$ | 26,245.00        |
| Suspended OMC       | \$ | 615.00           |
| Covid Card Credit   | \$ | 1,470.00         |
|                     | \$ | <u>46,695.00</u> |
|                     | \$ | <u>35,153.40</u> |

Accounts Receivable      10/31/2021      \$ 2,050,990.87

Reconciliation Summary

BANK STATEMENT -- CLEARED TRANSACTIONS:

|                                   |    |       |            |
|-----------------------------------|----|-------|------------|
| Previous Balance:                 |    |       | 54,045.48  |
| Checks and Payments               | 16 | Items | -47,602.31 |
| Deposits and Other Credits        | 39 | Items | 35,850.47  |
| Service Charge                    | 0  | Items | 0.00       |
| Interest Earned                   | 0  | Items | 0.00       |
| Ending Balance of Bank Statement: |    |       | 42,293.64  |

YOUR RECORDS -- UNCLEARED TRANSACTIONS:

|                                   |    |       |            |
|-----------------------------------|----|-------|------------|
| Cleared Balance:                  |    |       | 42,293.64  |
| Checks and Payments               | 60 | Items | -36,280.67 |
| Deposits and Other Credits        | 5  | Items | 1,959.25   |
| Register Balance as of 11/3/2021: |    |       | 7,972.22   |
| Checks and Payments               | 0  | Items | 0.00       |
| Deposits and Other Credits        | 0  | Items | 0.00       |
| Register Ending Balance:          |    |       | 7,972.22   |



548

**BancorpSouth**

Member FDIC

32/16

CITY OF OSCEOLA AND  
POLICE DEPT BONDS AND FINES  
401 W KEISER AVE  
OSCEOLA AR 72370-3638

STATEMENT DATE

10/31/21

ACCOUNT NUMBER

INFOLINE 1-888-797-7711

\*\*\*\*\* CHECKING ACCOUNT SUMMARY \*\*\*\*\*

|                   |           |                   |        |
|-------------------|-----------|-------------------|--------|
| PREVIOUS BALANCE  | 54,045.48 | AVERAGE BALANCE   |        |
| + 37 CREDITS      | 35,849.00 |                   | 34,636 |
| - 16 DEBITS       | 47,602.31 | YTD INTEREST PAID |        |
| - SERVICE CHARGES | .00       |                   | 16.47  |
| + INTEREST PAID   | 1.47      |                   |        |
| ENDING BALANCE    | 42,293.64 |                   |        |

DAYS IN PERIOD

31

\*\*\*\*\* CHECKING ACCOUNT TRANSACTIONS \*\*\*\*\*

DEPOSITS AND OTHER CREDITS

| DATE..... | AMOUNT.  | TRANSACTION DESCRIPTION  | CHK NO/ATM CD |
|-----------|----------|--------------------------|---------------|
| 10/01     | 426.00   | BANKCARD 1187 54971187SD |               |
|           |          | 517530860126945 BTOT DEP | CCD           |
| 10/04     | 53.00    | BANKCARD 1187 54971187SD |               |
|           |          | 517530860126945 BTOT DEP | CCD           |
| 10/04     | 440.00   | DEPOSIT                  |               |
| 10/05     | 6,043.00 | DEPOSIT                  |               |
| 10/06     | 28.00    | BANKCARD 1187 54971187SD |               |
|           |          | 517530860126945 BTOT DEP | CCD           |
| 10/06     | 442.00   | BANKCARD 1187 54971187SD |               |
|           |          | 517530860126945 BTOT DEP | CCD           |
| 10/06     | 560.00   | DEPOSIT                  |               |
| 10/07     | 503.00   | BANKCARD 1187 54971187SD |               |
|           |          | 517530860126945 BTOT DEP | CCD           |
| 10/08     | 203.00   | BANKCARD 1187 54971187SD |               |
|           |          | 517530860126945 BTOT DEP | CCD           |
| 10/12     | 23.00    | BANKCARD 1187 54971187SD |               |
|           |          | 517530860126945 BTOT DEP | CCD           |
| 10/12     | 53.00    | BANKCARD 1187 54971187SD |               |
|           |          | 517530860126945 BTOT DEP | CCD           |
| 10/12     | 168.00   | BANKCARD 1187 54971187SD |               |
|           |          | 517530860126945 BTOT DEP | CCD           |
| 10/12     | 1,570.00 | DEPOSIT                  |               |
| 10/13     | 103.00   | BANKCARD 1187 54971187SD |               |
|           |          | 517530860126945 BTOT DEP | CCD           |
| 10/13     | 6,891.00 | DEPOSIT                  |               |



548

**BancorpSouth**

Member FDIC

CITY OF OSCEOLA AND  
POLICE DEPT BONDS AND FINES  
401 W KEISER AVE  
OSCEOLA AR 72370-3638

32/16

PAGE 2

STATEMENT DATE

10/31/21

ACCOUNT NUMBER

\*\*\*\*\* CHECKING ACCOUNT TRANSACTIONS \*\*\*\*\*

## DEPOSITS AND OTHER CREDITS

| DATE..... | AMOUNT.  | TRANSACTION DESCRIPTION      | CHK NO/ATM CD |
|-----------|----------|------------------------------|---------------|
| 10/14     | 53.00    | BANKCARD 1187 54971187SD     |               |
|           |          | 517530860126945 BTOT DEP CCD |               |
| 10/14     | 100.00   | BANKCARD 1187 54971187SD     |               |
|           |          | 517530860126945 BTOT DEP CCD |               |
| 10/14     | 103.00   | BANKCARD 1187 54971187SD     |               |
|           |          | 517530860126945 BTOT DEP CCD |               |
| 10/15     | 196.00   | BANKCARD 1187 54971187SD     |               |
|           |          | 517530860126945 BTOT DEP CCD |               |
| 10/15     | 4,273.00 | DEPOSIT                      |               |
| 10/18     | 53.00    | BANKCARD 1187 54971187SD     |               |
|           |          | 517530860126945 BTOT DEP CCD |               |
| 10/18     | 178.00   | BANKCARD 1187 54971187SD     |               |
|           |          | 517530860126945 BTOT DEP CCD |               |
| 10/18     | 264.00   | BANKCARD 1187 54971187SD     |               |
|           |          | 517530860126945 BTOT DEP CCD |               |
| 10/19     | 100.00   | BANKCARD 1187 54971187SD     |               |
|           |          | 517530860126945 BTOT DEP CCD |               |
| 10/19     | 206.00   | BANKCARD 1187 54971187SD     |               |
|           |          | 517530860126945 BTOT DEP CCD |               |
| 10/20     | 43.00    | BANKCARD 1187 54971187SD     |               |
|           |          | 517530860126945 BTOT DEP CCD |               |
| 10/20     | 430.00   | BANKCARD 1187 54971187SD     |               |
|           |          | 517530860126945 BTOT DEP CCD |               |
| 10/20     | 1,818.00 | DEPOSIT                      |               |
| 10/20     | 2,223.00 | DEPOSIT                      |               |
| 10/21     | 33.00    | BANKCARD 1187 54971187SD     |               |
|           |          | 517530860126945 BTOT DEP CCD |               |
| 10/22     | 53.00    | BANKCARD 1187 54971187SD     |               |
|           |          | 517530860126945 BTOT DEP CCD |               |
| 10/22     | 826.00   | BANKCARD 1187 54971187SD     |               |
|           |          | 517530860126945 BTOT DEP CCD |               |
| 10/25     | 403.00   | BANKCARD 1187 54971187SD     |               |
|           |          | 517530860126945 BTOT DEP CCD |               |
| 10/27     | 53.00    | BANKCARD 1187 54971187SD     |               |
|           |          | 517530860126945 BTOT DEP CCD |               |
| 10/27     | 4,013.00 | DEPOSIT                      |               |
| 10/29     | 357.00   | BANKCARD 1187 54971187SD     |               |
|           |          | 517530860126945 BTOT DEP CCD |               |
| 10/29     | 2,565.00 | DEPOSIT                      |               |
| 10/29     | 1.47     | IOD INTEREST PAID            |               |



548

**BancorpSouth**

Member FDIC

CITY OF OSCEOLA AND  
POLICE DEPT BONDS AND FINES  
401 W KEISER AVE  
OSCEOLA AR 72370-3638

32/16  
PAGE 3

STATEMENT DATE  
10/31/21

ACCOUNT NUMBER  
[REDACTED]

## CHECKS

| DATE  | CHECK NO | AMOUNT    | DATE  | CHECK NO | AMOUNT   |
|-------|----------|-----------|-------|----------|----------|
| 10/26 | 5513*    | 100.00    | 10/15 | 5540     | 381.00   |
| 10/13 | 5531*    | 615.00    | 10/04 | 5541     | 1,288.31 |
| 10/04 | 5533*    | 6.00      | 10/13 | 5542     | 390.00   |
| 10/12 | 5535*    | 215.00    | 10/15 | 5544*    | 2,245.00 |
| 10/05 | 5536     | 500.00    | 10/14 | 5545     | 3,026.00 |
| 10/05 | 5537     | 220.00    | 10/27 | 5546     | 465.00   |
| 10/04 | 5538     | 34,206.43 | 10/29 | 5550*    | 1,000.00 |
| 10/08 | 5539     | 1,964.57  | 10/29 | 5551     | 980.00   |

\*\*\*\*\* DAILY BALANCE SUMMARY \*\*\*\*\*

| DATE  | BALANCE  | DATE  | BALANCE  | DATE  | BALANCE  |
|-------|----------|-------|----------|-------|----------|
| 09/30 | 54045.48 | 10/12 | 26157.17 | 10/21 | 36567.17 |
| 10/01 | 54471.48 | 10/13 | 32146.17 | 10/22 | 37446.17 |
| 10/04 | 19463.74 | 10/14 | 29376.17 | 10/25 | 37849.17 |
| 10/05 | 24786.74 | 10/15 | 31219.17 | 10/26 | 37749.17 |
| 10/06 | 25816.74 | 10/18 | 31714.17 | 10/27 | 41350.17 |
| 10/07 | 26319.74 | 10/19 | 32020.17 | 10/29 | 42293.64 |
| 10/08 | 24558.17 | 10/20 | 36534.17 |       |          |

\*\*\*\*\* INTEREST RATE SUMMARY \*\*\*\*\*

| EFF-DATE | RATE | EFF-DATE | RATE |
|----------|------|----------|------|
|----------|------|----------|------|

09-30-21 0.00050000

OSECEOLA POLICE DEPARTMENT ARREST  
Oct-21

| CHARGE                                | AMOUNT | YEAR TO<br>DATE |
|---------------------------------------|--------|-----------------|
| ACT 474 OPERATING MV W/O LIAB INS.1ST | 6      | 35              |
| ACT 474 OPERATING MV W/O LIAB INS.2ND | 2      | 19              |
| AGGRAVATED ASSAULT                    | 3      | 21              |
| AGGRAVATED ASSAULT FELONY             | 4      | 34              |
| AGGRAVATED RESIDENTIAL BURGLARY (F)   | 1      | 1               |
| AGGRAVATED ROBBERY                    | 0      | 8               |
| AGGRAVATED ASSULT ON POLICE OFFICER   | 0      | 1               |
| ALIAS ONLY                            | 25     | 106             |
| ARSON                                 | 0      | 1               |
| ASSAULT 1ST DEGREE(A)                 | 1      | 4               |
| ASSAULT 2ND DEGREE                    | 0      | 0               |
| ASSAULT 3RD DEGREE                    | 2      | 20              |
| ASSAULT 2ND ON FAMILY                 | 0      | 0               |
| BATTERY 2ND DEGREE                    | 3      | 14              |
| BATTERY 1ST DEGREE                    | 2      | 18              |
| BATTERY 3RD DEGREE                    | 0      | 21              |
| BREAKING & ENTERING FELONY            | 0      | 3               |
| BURGLARY/BREAKING ENTER(F)            | 0      | 3               |
| BURNING GARBAGE                       | 0      | 1               |
| BURNING IN CITY LIMITS                | 0      | 0               |
| CARELESS/PROHIBITED DRIVING           | 1      | 11              |
| CARRYING PROHIBITED WEAPON (A)        | 0      | 1               |
| CONSP. TO COMM THEFT                  | 0      | 0               |
| CONTEMPT OF COURT                     | 0      | 2               |
| CONTEMPT OF COURT COMM. SERVICE       | 0      | 2               |
| CONTEMPT OF COURT FINE                | 1      | 33              |
| CONTEMPT OF COURT TIME PAY AGREEMENT  | 18     | 87              |
| CONTEMPT OF COURT JAIL TIME           | 0      | 0               |
| CONTEMPT OF COURT-INTERLOCK           | 1      | 3               |
| CONTEMPT OF COURT SUBPOENA            | 0      | 0               |
| CONTRIBUTING TO DELINQUENCY O/A JUV   | 0      | 0               |
| COMMUNICATING FALSE ALARM (A)         | 1      | 1               |
| COUNTERFEITING/FORGERY                | 0      | 5               |
| CRIM USE PROP / LAUDER CRIM PROCEEDS  | 0      | 0               |
| CRIMINAL IMPERSONATION                | 2      | 6               |
| CRIMINAL MISCHIEF 1ST                 | 1      | 12              |
| CRIMINAL MISCHIEF 2ND                 | 2      | 18              |
| CRIMINAL TRESPASS                     | 1      | 38              |
| CRUELTY TO ANIMALS(A)                 | 0      | 1               |
| CURFEW VIOLATION                      | 0      | 16              |
| DEFECTED EQUIPMENT                    | 0      | 2               |
| DISCHARGE FIREARM IN CITY LIMITS      | 0      | 2               |
| DIRECT CONTEMPT OF COURT              | 0      | 2               |
| DISORDERLY CONDUCT                    | 5      | 46              |
| DISORDERLY CONDUCT/FIGHTING           | 1      | 15              |
| DISREGARD TRAFFIC CONTROL DEVICE      | 1      | 3               |
| DOG ORD VIOLATION                     | 0      | 10              |
| DOMESTIC BATTERY 1ND                  | 0      | 5               |
| DOMESTIC BATTERY 2ND                  | 0      | 4               |

|  |    |     |
|--|----|-----|
| DOMESTIC BATTERY 3RD                     | 1  | 22  |
| DOMESTIC BATTERY 3RD(A)                  | 1  | 17  |
| DOSDL-DURING DWI                         | 0  | 3   |
| DRIVING ON SUSPENDED/REVOKED LICENSE     | 9  | 85  |
| DRIVING LEFT OF CENTER                   | 0  | 2   |
| DWI 1ST                                  | 3  | 14  |
| DWI 2ND                                  | 0  | 8   |
| DWI FELONY                               | 0  | 1   |
| DWI-DRUGS                                | 2  | 12  |
| ENDANGER WELFARE OF INCOMP. 2ND DEGREE   | 0  | 5   |
| ENDANGER WELFARE OF MINOR 1ST            | 3  | 24  |
| ENDANGER WELFARE OF MINOR 2ND            | 15 | 40  |
| ENG IN A CONT CR GANG, ORG OR ENTERPRISE | 0  | 2   |
| ENGAGING VIOLET GROUP ACTIVITY           | 1  | 12  |
| ESCAPE 3RD DEGREE (A)                    | 0  | 0   |
| EXPIRED VEHICLE LIC                      | 0  | 4   |
| FAIL TO REGISTER / VEHICLE               | 0  | 7   |
| FAILURE TO MAINTAIN CONTROL              | 1  | 6   |
| FAILURE TO SUBMIT TO ARREST              | 2  | 10  |
| FAILURE TO TURN LIGHTS ON                | 0  | 1   |
| FALSE IMPRISONMENT 2ND DEGREE(A)         | 1  | 1   |
| FELON IN POSSESSION OF FIREARM           | 3  | 14  |
| FICTITIOUS VEHICLE LIC/REG               | 0  | 12  |
| FILING FALSE REPORT (A)                  | 2  | 2   |
| FIREARM ENHANCEMENT                      | 0  | 3   |
| FLEEING (FELONY)                         | 0  | 0   |
| FLEEING IN VEHICLE (A)                   | 0  | 7   |
| FLEEING IN VEHLCE (F)                    | 0  | 6   |
| FLEEING(C)                               | 1  | 22  |
| FOLLOWING TOO CLOSE                      | 0  | 1   |
| FRAUDULENT USE OF CREDIT CARD OVER \$100 | 0  | 0   |
| FTA-ALL OTHER (NON CLASS A)              | 63 | 874 |
| FTA-CLASS A                              | 9  | 99  |
| FTA-SEAT BELT                            | 0  | 7   |
| FURNISHING PROHIBITED ARTICLES           | 0  | 13  |
| HARASSMENT (A)                           | 0  | 20  |
| HARRASSING COMMUNICATIONS                | 0  | 9   |
| HINDERING APP. OR PROSECUTION (A)        | 1  | 2   |
| HOLD FOR OTHER DEPARTMENT                | 14 | 45  |
| IMPEDING TRAFFIC                         | 2  | 2   |
| IMPROPER DISPLAY OF LIC                  | 0  | 3   |
| IMPROPER LANE CHANGE                     | 0  | 1   |
| IMPROPER TURN                            | 0  | 1   |
| INATTENTIVE DRIVING                      | 1  | 10  |
| INTIMIDATING A WITNESS                   | 0  | 1   |
| INTF W/EMEGENCY COMM                     | 0  | 4   |
| LEAVING SCENE OF ACC/INJURY FELONY       | 0  | 3   |
| LEAVING SCENE OF ACC/PROPERTY DAMAGE     | 0  | 2   |
| LEAVING THE SCENE/PROPERTY DAMAGE        | 0  | 4   |
| LITTERING                                | 0  | 1   |
| MOTOR VEHICLE THEFT/240                  | 0  | 1   |
| NO BRAKE LIGHTS                          | 0  | 3   |
| NO CHILD RESTRAINT                       | 1  | 2   |
| NO DRIVERS LICENSE                       | 6  | 20  |
| NO FINANCIAL IDENTITY FRAUD              | 0  | 0   |



|  |    |    |
|--|----|----|
| NO LICENSE ILLUMINATION                    | 0  | 2  |
| NO LICENSE PLATES                          | 1  | 2  |
| NO TAIL LIGHT                              | 0  | 1  |
| NO SEAT BELT                               | 0  | 3  |
| NO TURN SIGNAL                             | 0  | 1  |
| OBSTRUCTION OF GOVERNMENTAL OPERATIONS     | 0  | 25 |
| ONE OR NO HEADLIGHTS                       | 2  | 4  |
| OPEN CONTAINER- IN VEHICLE                 | 2  | 8  |
| OPERATING ATV ON ROADWAY                   | 0  | 5  |
| PAROLE VIOLATION                           | 4  | 16 |
| PASSING STOPPED SCHOOL BUS                 | 0  | 2  |
| PERMITTING THE ABUSE OF MINOR              | 0  | 2  |
| PIT BULL ORDINANCE                         | 0  | 2  |
| POSS CONTROLLED SUBSTANCE SCHED I,II ME    | 0  | 12 |
| POSS DRUG /PHARARPHERNALIA-MISD            | 10 | 28 |
| POSS DRUG PARA W/I MANUFACTURE             | 0  | 2  |
| POSS OF CONT SUB W/O PRESCRIPTION          | 5  | 13 |
| POSS OF CONTROLLED SUB W/INTENT TO DELIVER | 0  | 14 |
| POSS OF CONTROLLED SUB WITH PURP OF DEL    | 0  | 14 |
| POSS OF CONTROLLED SUBSTANCE               | 8  | 56 |
| POSS OF DEFACED FIREARM                    | 0  | 2  |
| POSS OF DRUG PHARPHERNALIA                 | 3  | 23 |
| POSS OF INSTRUMENTS OF CRIME               | 0  | 22 |
| POSS OF NARCOTICS W/O PRESCRIPTION         | 0  | 5  |
| POSSESSION OF MARIJUANA 1ST                | 9  | 50 |
| PROBATION VIOLATION                        | 0  | 4  |
| PROVIDING MINOR W/ TOBACCO & CIG PAPER     | 0  | 3  |
| PUBLIC INTOXICATION                        | 4  | 39 |
| RAPE                                       | 0  | 1  |
| RECKLESS BURNING                           | 0  | 1  |
| RECKLESS DRIVING                           | 2  | 7  |
| REFUSAL TO SUBMIT TO CHEMICAL TEST         | 1  | 9  |
| RESIDENTIAL/COMM. BURGLARY (F)             | 1  | 1  |
| RESISTING ARREST/PHYSICAL                  | 0  | 10 |
| ROBBERY                                    | 0  | 1  |
| RUN STOP SIGN                              | 0  | 10 |
| RUNAWAY                                    | 0  | 1  |
| RUNNING A GAMBLING HOUSE                   | 0  | 0  |
| SEXUAL ASSLT 2ND                           | 0  | 3  |
| SEXUAL INDENCENCY WITH A CHILD FELONY      | 0  | 1  |
| SEX OFFENDER-FAIL TO REGISTER              | 1  | 1  |
| SIMULTANEOUS POSS DRUGS & FIREARMS         | 0  | 8  |
| SPEEDING                                   | 1  | 4  |
| TAMPERING W/ PHYSICAL EVIDENCE             | 1  | 16 |
| TERRORISTIC ACT                            | 2  | 22 |
| TERRORISTIC THREATNING-FELONY              | 1  | 13 |
| TERRORISTIC THREATS                        | 0  | 34 |
| THEFT / ALL OTHER LARC                     | 2  | 18 |
| THEFT/RECV, BUYING, ETC(A)                 | 1  | 1  |
| THEFT OF FIREARM                           | 0  | 1  |
| THEFT BY RECEIVING                         | 0  | 6  |
| THEFT OF SERVICES                          | 0  | 2  |
| THEFT/SHOPLIFITNG (A)                      | 1  | 7  |
| THEFT-FELONY                               | 0  | 2  |
| TRAFFICKING A CONTROLLED SUBSTANCE         | 0  | 1  |

|                                  |     |      |
|----------------------------------|-----|------|
| UNAUTHORIZED USE OF A VEHICLE    | 0   | 4    |
| UNSAFE MOTOR VEHICLE             | 0   | 1    |
| VICIOUS DOG                      | 0   | 3    |
| VIOLATION ARKANSAS HOT CHECK LAW | 0   | 8    |
| VIOLATION OF NO CONTACT ORDER    | 3   | 18   |
| VIOLATION OF PROTECTION ORDER    | 0   | 2    |
| VIOLATION OF ZONING REGULATION   | 0   | 0    |
| WRONG WAY ONE WAY                | 0   | 3    |
| TOTAL                            | 291 | 2685 |

# STATUTE CODE STATISTICS

DATE : 11/03/2021  
TIME : 03:16:11PM

Page 1 of 1

| Statute Code Description                 | NI  | AR | CT | TOTAL |
|--|-----|----|----|-------|
| AGG ASSAULT (F)                          | 4   | 0  | 0  | 4     |
| AGGRAVATED ASSAULT                       | 3   | 0  | 0  | 3     |
| AGGRAVATED ROBBERY                       | 1   | 0  | 0  | 1     |
| ARSON                                    | 1   | 0  | 0  | 1     |
| ASSAULT 3RD DEGREE                       | 2   | 0  | 0  | 2     |
| BATTERY 1ST DEGREE                       | 2   | 0  | 0  | 2     |
| BATTERY 2ND DEGREE                       | 4   | 0  | 0  | 4     |
| BATTERY 3RD DEGREE(A)                    | 4   | 0  | 0  | 4     |
| BREAKING & ENTERING(F)                   | 13  | 0  | 0  | 13    |
| COUNTERFEITING / FORGERY                 | 3   | 0  | 0  | 3     |
| CRIMINAL MISCHIEF 1ST(A)                 | 4   | 0  | 0  | 4     |
| CRIMINAL MISCHIEF 2ND                    | 3   | 0  | 0  | 3     |
| CRIMINAL TRESPASS UN\$520/OCC \$1020     | 1   | 0  | 0  | 1     |
| DOG BITE                                 | 1   | 0  | 0  | 1     |
| DOMESTIC BATTERY 2ND                     | 1   | 0  | 0  | 1     |
| DOMESTIC BATTERY 3RD(A)                  | 5   | 0  | 0  | 5     |
| DWI 1ST                                  | 2   | 0  | 0  | 2     |
| FRAUD/OBTAINING SIGNATURE BY DECEPTIO    | 1   | 0  | 0  | 1     |
| FRAUDULENT USE OF CREDIT CARD OVER \$100 | 1   | 0  | 0  | 1     |
| FURNISHING PROHIBITED ARTICLES           | 1   | 0  | 0  | 1     |
| GENERAL INFORMATION (GENERAL PURPOSES    | 30  | 0  | 0  | 30    |
| HARASSMENT(A)                            | 5   | 0  | 0  | 5     |
| IDENTITY FRAUD                           | 2   | 0  | 0  | 2     |
| ILLEGAL DUMPING                          | 1   | 0  | 0  | 1     |
| LEAVING THE SCENE/PROPERTY DAMAGE        | 3   | 0  | 0  | 3     |
| MISSING PERSON                           | 1   | 0  | 0  | 1     |
| POSS. OF CONT. SUBSTANCE                 | 6   | 0  | 0  | 6     |
| PUBLIC INTOXICATION                      | 1   | 0  | 0  | 1     |
| RESIDENTIAL/COMM.BURGLARY (F)            | 1   | 0  | 0  | 1     |
| SEXUAL ASSLT 2ND                         | 1   | 0  | 0  | 1     |
| TERRORISTIC ACT                          | 1   | 0  | 0  | 1     |
| TERRORISTIC THREATNING-FELONY            | 1   | 0  | 0  | 1     |
| TERRORISTIC THREATS(A)                   | 2   | 0  | 0  | 2     |
| THEFT / ALL OTHER LARC(A)                | 7   | 0  | 0  | 7     |
| THEFT OF FIREARM                         | 1   | 0  | 0  | 1     |
| THEFT/SHOPLIFTING(A)                     | 1   | 0  | 0  | 1     |
| THEFT-FELONY                             | 2   | 0  | 0  | 2     |
|  | 123 | 0  | 0  | 123   |

Total Reported Incidents Involving Domestic Violence: 0

Report\_DeptStats2

KV10

# Osceola Police Department Training Report OCTOBER 2021

[illegible]

# OSCEOLA FIRE DEPARTMENT MONTHLY FIRE REPORT 2021

The Osceola Fire Department responded to (61) alarms in the month of October  
The runs are as follows:

|                           | MONTH     | YTD        |
|---------------------------|-----------|------------|
| Structure Fire            | 3         | 37         |
| Vehicle Fires             | 3         | 32         |
| Brush/Grass Fires         | 4         | 26         |
| Trash Fires               | 1         | 17         |
| Lift Assist               | 7         | 42         |
| Electrical Equipment      | 3         | 6          |
| MVA assist                | 5         | 53         |
| Mutual Aid                | 1         | 4          |
| Rescue/Extrication        | 0         | 10         |
| Smoke Scare               | 2         | 16         |
| Spill/Leaks               | 0         | 5          |
| Flammable Gas             | 0         | 6          |
| Alarm Malfunction         | 2         | 18         |
| Fire Alarm                | 0         | 19         |
| Unintentional False Alarm | 9         | 40         |
| Confined Space Standby    | 17        | 74         |
| Good Intent Call          | 4         | 41         |
| <b>TOTALS</b>             | <b>61</b> | <b>446</b> |

Total dollar loss estimated from Structure Fires in month of October  
\$20,000.00

|                           |          |
|---------------------------|----------|
| Script cost in class time | \$460.00 |
| Script cost in alarms     | \$309.00 |
| Total Script Cost         | \$769.00 |
| Injuries                  | 0        |
| Deaths                    | 0        |

Respectfully submitted,



Peter Hill Chief  
Osceola Fire Dept.

**Osceola Light & Power Work Report For This Month In Addition To Regular Operations Of The System: OCTOBER 2021:**

1. Installed 4 poles and Removed 5 poles.
2. Installed 2 transformers and Removed 2 transformers.
3. Installed 4 Services, Removed 3 and Repaired 5.
4. Installed 5 St. Lights, Removed 4 and Repaired 25.
5. Worked on line maintenance through the system.
6. Line Locates reported 28.
7. Cut Trees from power lines.
8. Read meters in order to keep meter cycle current.
9. Replaced 1 - 900 amp dead blade at Co. Rd. 325 & Hwy. 61 South.
10. Worked cut off lists for none payment of electric bills.

**Meter Service Orders For The Month Of OCTOBER 2021:**

|                            |           |
|----------------------------|-----------|
| 1. Connects                | 71        |
| 2. Disconnects             | 82        |
| 3. Meter Changes           | 06        |
| 4. Occupant Changes        | 32        |
| 5. Re-instates             | 139       |
| 6. Service Changes         | 02        |
| 7. Misc.                   | 10        |
| 8. Meter Info              | 02        |
| 9. Re-Reads                | 34        |
| 10. <u>Check For Leaks</u> | <u>45</u> |
| 11. TOTAL ORDERS           | 423       |

**OSCEOLA WATER & SEWER  
MONTHLY REPORT  
October, 2021**

|                                 |    |
|---------------------------------|----|
| Water Taps                      | 2  |
| Water Leaks                     | 19 |
| Fire Hydrants Repaired/Replaced | 2  |
| First Time Water Meters         | 1  |
| Water Meters Replaced           | 16 |
| Water Lines Installed           | 0  |
| Pumps Repaired                  | 0  |
| Sewer Taps                      | 0  |
| Manholes Repaired               | 0  |
| Sewer Lines Repaired            | 2  |
| Sewers Unstopped                | 39 |
| Sewer Lines Installed           | 0  |

OVER TIME HOURS

Tim Jones, Superintendent  
Water & Wastewater Distribution

# iWorQ



CODE ENFORCEMENT & BUILDING INSPECTION REPORT

ED RICHARDSON

11/10/21



# **Report: Code Enforcement & Building Inspection**

## **Code Enforcement**

**Code Enforcement grass cutting team is finishing up the season on cutting lots.**

**We continue to monitor garbage being put out to early and on the wrong day. Warnings and fines will be issued to people putting garbage out to early and on the wrong days.**

**A rezoning of Elizbeth Street to Myron Kelly has been brought to the attention of this department. We are moving forward with this process.**

**Codes department has had (11) reported codes issues and violations. Overgrown grass, illegal dumping, and dilapidated houses, garbage out on wrong day. We have summited into the system (18) property to be approve by council for liens. These properties have outstanding fines that the property owner owes but never paid.**

**Code Enforcement also have properties on the condemn list.**

## **Building Inspection**

Will be presenting new plans for Pilgrim Rest Baptist Church to Planning Commission.

Building Inspection and permit department have a total of 10 permits. We have issued (2) electrical permits, (2) privilege license permits, (2) residential permits, (1) commercial permits, (0) sign permit, (2) HVAC permit, (10) Plumbing Permit

**Planning Commission will be working on boarded up windows and sign ordinance. The planning commission isn't functioning right now, because there's not enough commission members.**

**Codes and Inspection information is located on the iWorQ system.**

## **Osceola Street & Sanitation Departmental Report for 2021**

**City Council Meeting:** 11-15-2021

**From:** Steve Choals

**Subject:** Daily Operations

**October Updates:**

### **Street & Sanitation Department Update**

Grass season is winding down and leaf season is around the corner. The street department will be working vigilantly to remedy the leaf volume. During the month of October 169 truckloads of limbs, brush, grass clippings and leaves were disposed at the City Material Recovery Facility. Much of the vegetation was brush and limbs.

Pothole repair is still a major project and a high priority. Hundreds of potholes were repaired during the month of October and hundreds more need our attention. Numerous stop signs and street marker posts were also replaced.

Finally, during the month of October 156 feet of storm pipe was replaced at the old Scott Sheet Metal building. This is step one of two projects to relieve storm water back up in the northeast section of town. Project two should begin in the middle of January and be completed by middle February.

### **Mosquito & Bird Control**

There were no complaints for the month of October.

Thank You,  
Steve Choals

Osceola Street, Sanitation, MRF, & Mosquito Control Departments

# **ANIMAL CONTROL REPORT**

**OCTOBER 2021**

|                           |            |
|---------------------------|------------|
| <b>MONTH</b>              |            |
| <b>YTD</b>                |            |
| <b>DOGS 12</b>            | <b>73</b>  |
| <b>CATS 8</b>             | <b>50</b>  |
| <b>OTHER 0</b>            | <b>6</b>   |
| <b>TOTAL 20</b>           | <b>123</b> |
| <br>                      |            |
| <b>COMPLAINTS 25</b>      | <b>240</b> |
| <b>CITATIONS 1</b>        | <b>13</b>  |
| <b>VERBAL WARNINGS 7</b>  | <b>67</b>  |
| <b>WRITTEN WARNINGS 1</b> | <b>32</b>  |
| <b>DOG/CAT BITES 2</b>    | <b>5</b>   |

**SUBMITTED BY PAULA EDWARDS WITH OSCEOLA ANIMAL SHELTER**

# **Osceola Community Center**

**Director: Michael Ephlin**

## **November 2021 Report**

- **Community Center**
- **50/50 Match Grant**
- **San Souci Park Update**

### **Big River Steel Community Thanksgiving**

- **OPAR Fall Sports; Youth Tackle Football, Flag Football & Soccer**
- **OPAR Winter Sports; Youth Boys and Girls Basketball**
- **Master Plan: Water Park**

### **Community Center**

The Osceola Community Center has continued to be very busy with many new registrations. People are definitely getting back into the routine and we are proud to see everyone. Dance 2 Fit is back going strong at the on Monday and Thursday nights. The Delta School Basketball and Cheer teams are practicing at our center for their home games. The first home game is Thursday November 11<sup>th</sup>. We also have our Tip Tap Toes Dance program meeting on Tuesday and Wednesday nights. It is a busy time at our center. We have set up two pickle ball courts inside our little gym. This will be a great addition to our community center and will drive memberships.

### **50/50 Match Grant**

On August 27<sup>th</sup>, we submitted a 50/50 grant application to the Arkansas Parks and Tourism for upgrades to our tennis courts and playgrounds. On October 28<sup>th</sup> I went to Jacksonville for the

live hearing and I think it went great. The committee was very satisfied with my presentation and I think things look real good for us to get that grant. Keep your fingers crossed.

### **San Souci Park Update**

Our OPAR crew got all the park benches and picnic tables installed at San Souci Park. What a great addition to the park. This was all paid for by a grant through Big River Steel. We will also be working in the month of October and November with getting all the growth on the river bank side cut. We will then spray it with a chemical provided by the game and fish commission to prevent it from coming back so strong.

### **Big River Steel Community Thanksgiving**

On Saturday November 20<sup>th</sup>, The Osceola Community Center is partnering with Big River Steel for their annual community Thanksgiving. They plan to give out over 100 meals for the needy for Thanksgiving. It's going to be a great day for our community.

### **Fall Sports: Youth Tackle Football, Youth Flag Football and Youth Soccer**

OPAR's fall sports, youth tackle football, youth flag football and youth soccer is started their play on September 11<sup>th</sup> and September 27<sup>th</sup> respectively. What a great turnout for all sports. 50 kids playing tackle football and over 150 kids playing soccer and flag football. It is a blessing to get to provide this for our kids. The season will play the whole month of October for flag football and soccer and end on Tuesday October 26<sup>th</sup>. Tackle football ended on Saturday October 23<sup>rd</sup> with our 5<sup>th</sup> grade making it to the semi-finals. It was a great season for our tackle football program.

### **OPAR Winter Sports; Youth Boys and Girls Basketball**

OPAR will be registering for our winter sport, OPAR Youth Boys and Girls Basketball now through November 28<sup>th</sup>. With the absence of the sport due to Covid last year, we look for a big season this year. We cannot wait to get these kiddos playing!!!!

### **Master Plan: Water Park**

I would like to take this time to ask each and every one of you to start brainstorming ways that we can revisit our master plan: water park idea. I feel that we are missing the boat with this

idea and I feel that it would be very beneficial to our city and would really boost our quality of life. As you know we tried to pass a 1 cent sales tax last year to fund the project and it was defeated. As you know our sales tax has doubled and really almost tripled since the workers are here building the industry that has located here. I feel that we are missing the boat on this idea and I feel that it is still not too late to do something about it. I challenge you to come up with ideas so we can revisit this project in the very near future. This would be just another improvement to our great city and another quality of life amenity that would benefit all of the great citizens of our awesome community!!!!

**“Great Things Are Happening At Osceola Parks And Recreation, Come Out And Be A Part”.**

| October 2021               | Year to Date      |                   |                  | Annual            | Elapsed    |
|----------------------------|-------------------|-------------------|------------------|-------------------|------------|
|                            | Budget            | Actual            | Var (+) (-)      | Budget            |            |
| <b>Revenue:</b>            |                   |                   |                  |                   |            |
| 01 - Osceola Light & Power | 14,648,823        | 14,617,083        | (31,741)         | 17,578,588        | 83%        |
| 02 - City General Fund     | 3,536,528         | 5,210,817         | 1,674,290        | 4,243,833         | 123%       |
| 03 - Street Fund           | 458,367           | 535,770           | 77,403           | 550,040           | 97%        |
| 04 - Sanitation Fund       | 727,538           | 796,552           | 69,015           | 958,050           | 83%        |
| <b>Total Funds</b>         | <b>19,371,255</b> | <b>21,160,222</b> | <b>1,788,967</b> | <b>23,330,511</b> | <b>91%</b> |
| <b>Operating Expense:</b>  |                   |                   |                  |                   |            |
| 01 - Osceola Light & Power | 12,693,757        | 13,320,900        | (627,143)        | 15,232,508        | 87%        |
| 02 - City General Fund     | 4,943,443         | 4,641,915         | 301,528          | 5,932,131         | 78%        |
| 03 - Street Fund           | 813,708           | 621,854           | 191,854          | 976,450           | 64%        |
| 04 - Sanitation Fund       | 783,233           | 895,402           | (112,169)        | 1,034,200         | 87%        |
| <b>Total Funds</b>         | <b>19,234,141</b> | <b>19,480,071</b> | <b>(245,930)</b> | <b>23,175,289</b> | <b>84%</b> |
| <b>Impact to Surplus:</b>  |                   |                   |                  |                   |            |
| 01 - Osceola Light & Power | 1,955,067         | 1,296,183         | (658,884)        | 2,346,080         | 55%        |
| 02 - City General Fund     | (1,406,915)       | 568,902           | 1,975,817        | (1,688,298)       | -34%       |
| 03 - Street Fund           | (355,342)         | (86,084)          | 269,258          | (426,410)         | 20%        |
| 04 - Sanitation Fund       | (55,696)          | (98,850)          | (43,154)         | (76,150)          | 130%       |
| <b>Total Funds</b>         | <b>137,114</b>    | <b>1,680,151</b>  | <b>1,543,037</b> | <b>155,222</b>    |            |



## 01 -OSCEOLA LIGHT &amp; POWER

| ACCOUNT #     | ACCOUNT DESCRIPTION            | BALANCE              |
|---------------|--------------------------------|----------------------|
| <b>ASSETS</b> |                                |                      |
| =====         |                                |                      |
| 01-102        | FNBEA-OMLP SAVINGS (4591)      | 1,676,614.46         |
| 01-104        | MISC CASH ACCOUNTS             | 3,753.78             |
| 01-105        | REGIONS-OMLP GENERAL (0093)    | 10,682.87            |
| 01-106        | FNBEA-OMLP GENERAL (9937)      | 4,630.53             |
| 01-107        | CASHIER'S FUND                 | 1,500.00             |
| 01-108        | REGIONS-OMLP PAYROLL (5913)    | 810.39               |
| 01-110        | ACCOUNTS RECEIVABLE            | 2,561,366.10         |
| 01-111        | RETURNED CHECKS                | ( 25.00)             |
| 01-113        | AMP ACCOUNTS RECEIVABLE        | 250.86               |
| 01-114        | PREPAID INSURANCE              | 7,648.00             |
| 01-115        | BANCORP-OMLP GENERAL (0473)    | 488,214.74           |
| 01-116        | BANCORP-OMLP PAYROLL (9969)    | 7,344.37             |
| 01-122        | INVENTORY - MATERIAL & SUPPLIE | 843,389.33           |
| 01-124        | A/R - UNBILLED                 | 720,289.02           |
| 01-130        | DUE TO/FROM OTHER FUNDS        | 3,257,245.15         |
| 01-142        | 2018 BOND FUND                 | 354,314.04           |
| 01-143        | 2018 BOND PROJECT FUND         | 1,427,852.67         |
| 01-148        | 2015 BOND FUND                 | 69.09                |
| 01-149        | 2015 BOND PROJECT FUND         | 78,278.00            |
| 01-156        | 2007 BOND FUND                 | 148,271.24           |
| 01-181        | ELECTRIC POWER PLANT           | 23,547,618.99        |
| 01-182        | ISES PLANT                     | 5,848,880.87         |
| 01-183        | WATER PLANT                    | 8,741,414.56         |
| 01-184        | RES FOR DEPR ELECT & WATER PLA | ( 29,339,918.85)     |
| 01-185        | TOOLS AND EQUIPMENT            | 383,907.66           |
| 01-186        | NEW SEWER SYSTEMS              | 9,858,227.51         |
| 01-187        | NEW SEWER CONST CROMPTON       | 438,266.61           |
| 01-188        | LAND PLANT SITE                | 203,970.50           |
| 01-189        | AUTO & TRUCKS                  | 2,378,325.51         |
| 01-190        | RES FOR DEPR AUTO & TRUCKS     | ( 2,057,091.49)      |
| 01-191        | FURNITURE & FIXTURES           | 662,365.07           |
| 01-192        | RES FOR DEPR F&F, TOOLS/EQUIP  | ( 844,820.82)        |
|               |                                | <u>31,413,645.76</u> |
| TOTAL ASSETS  |                                | 31,413,645.76        |

## LIABILITIES

|        |                            |              |
|--------|----------------------------|--------------|
| =====  |                            |              |
| 01-201 | ACCOUNTS PAYABLE           | 143,144.81   |
| 01-202 | FEDERAL W/H PAYABLE        | 6,071.93     |
| 01-203 | SOC SECURITY W/H PAYABLE   | 5,076.88     |
| 01-204 | ARKANSAS W/H PAYABLE       | 2,678.19     |
| 01-205 | GENERAL PENSION W/H        | 2,129.30     |
| 01-207 | GROUP INSURANCE W/H        | ( 15,432.29) |
| 01-208 | UNIFORM W/H                | ( 36.00)     |
| 01-210 | PURCHASE POWER PAYABLE     | 728,176.32   |
| 01-213 | UNEMPLOYMENT TAXES PAYABLE | ( 3,452.61)  |
| 01-214 | GARNISHMENTS PAYABLE       | ( 354.69)    |
| 01-215 | UNAPPLIED CREDITS          | 20,192.58    |

## 01 -OSCEOLA LIGHT &amp; POWER

| ACCOUNT # | ACCOUNT DESCRIPTION                               | BALANCE                       |
|-----------|---|-------------------------------|
| 01-216    | REFUNDS PAYABLE                                   | 1,810.42                      |
| 01-230    | CUSTOMER DEPOSITS REFUNDABLE                      | 323,927.35                    |
| 01-232    | COMPENSATED ABSENCES                              | 34,477.31                     |
| 01-236    | ACCRUED WAGES                                     | 80,866.84                     |
| 01-240    | ACCRUED SALES TAX                                 | 11,018.45                     |
| 01-241    | ACCRUED INTEREST PAYABLE                          | 84,975.15                     |
| 01-250    | NOTE PAYABLE BCS-EQUIPMENT                        | 71,772.87                     |
| 01-261    | 2007 BOND PAYABLE                                 | 1,829,023.00                  |
| 01-272    | 2014 BOND PAYABLE                                 | 14,797.68                     |
| 01-276    | 2018 BOND PAYABLE                                 | 3,355,581.00                  |
|           | TOTAL LIABILITIES                                 | <u>6,696,444.49</u>           |
| EQUITY    |   |                               |
| =====     |   |                               |
| 01-290    | RETAINED EARNINGS                                 | 23,421,252.90                 |
|           | TOTAL BEGINNING EQUITY                            | 23,421,252.90                 |
|           |   |                               |
|           | TOTAL REVENUE                                     | 14,617,082.93                 |
|           | TOTAL EXPENSES                                    | <u>13,321,134.56</u>          |
|           | TOTAL REVENUE OVER/(UNDER) EXPENSES               | 1,295,948.37                  |
|           |   |                               |
|           | TOTAL EQUITY & REV. OVER/(UNDER) EXP.             | <u>24,717,201.27</u>          |
|           |   |                               |
|           | TOTAL LIABILITIES, EQUITY & REV.OVER/(UNDER) EXP. | <u>31,413,645.76</u><br>===== |

CITY OF OSCEOLA  
REVENUE & EXPENSE REPORT (UNAUDITED)  
AS OF: OCTOBER 31ST, 2021

01 -OSCEOLA LIGHT & POWER  
FINANCIAL SUMMARY

83.33% OF FISCAL YEAR

|                                    | CURRENT<br>BUDGET | CURRENT<br>PERIOD | YEAR TO DATE<br>ACTUAL | % OF<br>BUDGET | BUDGET<br>BALANCE |
|------------------------------------|-------------------|-------------------|------------------------|----------------|-------------------|
| <u>REVENUE SUMMARY</u>             |                   |                   |                        |                |                   |
| ELECTRIC DEPT                      | 15,281,500.00     | 1,061,014.09      | 12,275,483.37          | 80.33          | 3,006,016.63      |
| WATER DEPT                         | 1,295,738.00      | 151,118.61        | 1,337,732.54           | 103.24 (       | 41,994.54)        |
| SEWER DEPT                         | 835,000.00        | 115,976.73        | 1,002,295.61           | 120.04 (       | 167,295.61)       |
| ADMINISTRATION                     | 166,350.00        | 131.11            | 1,571.41               | 0.94           | 164,778.59        |
| TOTAL REVENUES                     | 17,578,588.00     | 1,328,240.54      | 14,617,082.93          | 83.15          | 2,961,505.07      |
|                                    | =====             | =====             | =====                  | =====          | =====             |
| <u>EXPENDITURE SUMMARY</u>         |                   |                   |                        |                |                   |
| ELECTRIC DEPT                      | 12,456,200.00     | 885,276.65        | 11,260,843.55          | 90.40          | 1,195,356.45      |
| WATER DEPT                         | 981,902.00        | 72,613.09         | 724,404.38             | 73.78          | 257,497.62        |
| SEWER DEPT                         | 648,156.00        | 52,063.78         | 566,892.51             | 87.46          | 81,263.49         |
| ADMINISTRATION                     | 1,146,250.00      | 16,929.11         | 768,994.12             | 67.09          | 377,255.88        |
| TOTAL EXPENDITURES                 | 15,232,508.00     | 1,026,882.63      | 13,321,134.56          | 87.45          | 1,911,373.44      |
|                                    | =====             | =====             | =====                  | =====          | =====             |
| REVENUES OVER/(UNDER) EXPENDITURES | 2,346,080.00      | 301,357.91        | 1,295,948.37           |                | 1,050,131.63      |

CITY OF OSCEOLA  
REVENUE & EXPENSE REPORT (UNAUDITED)  
AS OF: OCTOBER 31ST, 2021

01 -OSCEOLA LIGHT &amp; POWER

83.33% OF FISCAL YEAR

| REVENUES                             | CURRENT<br>BUDGET | CURRENT<br>PERIOD | YEAR TO DATE<br>ACTUAL | % OF<br>BUDGET | BUDGET<br>BALANCE |
|--------------------------------------|-------------------|-------------------|------------------------|----------------|-------------------|
| <u>ELECTRIC DEPT</u>                 |                   |                   |                        |                |                   |
| 01-4-12-300 SALES                    | 15,100,000.00     | 1,040,251.88      | 12,177,145.45          | 80.64          | 2,922,854.55      |
| 01-4-12-301 NEGATIVE COST ADJUSTMENT | 0.00              | 0.00 (            | 115,287.20)            | 0.00           | 115,287.20        |
| 01-4-12-302 FREE SERVICES            | 0.00 (            | 558.89)           | 4,522.20               | 0.00 (         | 4,522.20)         |
| 01-4-12-303 LATE PENALTY FEES        | 116,000.00        | 14,403.68         | 129,918.72             | 112.00 (       | 13,918.72)        |
| 01-4-12-304 RECONNECTION FEES        | 40,000.00         | 4,925.00          | 26,425.00              | 66.06          | 13,575.00         |
| 01-4-12-305 POLE RENTAL              | 6,000.00          | 0.00              | 24,087.00              | 401.45 (       | 18,087.00)        |
| 01-4-12-306 CREDIT CARD FEES         | 12,000.00         | 1,717.42          | 15,172.00              | 126.43 (       | 3,172.00)         |
| 01-4-12-308 NET-METERING FEES        | 0.00              | 0.00              | 700.00                 | 0.00 (         | 700.00)           |
| 01-4-12-390 INTEREST INCOME          | 0.00              | 0.00              | 79.95                  | 0.00 (         | 79.95)            |
| 01-4-12-395 MISCELLANEOUS FEES       | 7,500.00          | 275.00            | 12,720.25              | 169.60 (       | 5,220.25)         |
| TOTAL ELECTRIC DEPT                  | 15,281,500.00     | 1,061,014.09      | 12,275,483.37          | 80.33          | 3,006,016.63      |
| <u>WATER DEPT</u>                    |                   |                   |                        |                |                   |
| 01-4-13-300 SALES                    | 1,265,738.00      | 150,125.99        | 1,304,181.47           | 103.04 (       | 38,443.47)        |
| 01-4-13-302 FREE SERVICES            | 0.00 (            | 1,708.11)         | 234.99                 | 0.00 (         | 234.99)           |
| 01-4-13-303 LATE PENALTY FEES        | 25,000.00         | 1,800.73          | 22,530.66              | 90.12          | 2,469.34          |
| 01-4-13-310 SERVICE FEES             | 5,000.00          | 900.00            | 10,785.42              | 215.71 (       | 5,785.42)         |
| TOTAL WATER DEPT                     | 1,295,738.00      | 151,118.61        | 1,337,732.54           | 103.24 (       | 41,994.54)        |
| <u>SEWER DEPT</u>                    |                   |                   |                        |                |                   |
| 01-4-14-300 SALES                    | 835,000.00        | 115,816.73        | 998,967.90             | 119.64 (       | 163,967.90)       |
| 01-4-14-302 FREE SERVICE             | 0.00              | 0.00 (            | 105.10)                | 0.00           | 105.10            |
| 01-4-14-310 SERVICE FEES             | 0.00              | 160.00            | 3,432.81               | 0.00 (         | 3,432.81)         |
| TOTAL SEWER DEPT                     | 835,000.00        | 115,976.73        | 1,002,295.61           | 120.04 (       | 167,295.61)       |
| <u>ADMINISTRATION</u>                |                   |                   |                        |                |                   |
| 01-4-15-304 AMP                      | 0.00              | 28.80 (           | 242.48)                | 0.00           | 242.48            |
| 01-4-15-341 ELECTRIC PERMITS         | 1,200.00          | 22.60             | 267.85                 | 22.32          | 932.15            |
| 01-4-15-342 PLUMBING PERMITS         | 150.00            | 30.00             | 88.00                  | 58.67          | 62.00             |
| 01-4-15-390 INTEREST INCOME          | 15,000.00         | 49.71             | 717.40                 | 4.78           | 14,282.60         |
| 01-4-15-395 MISCELLANEOUS            | 150,000.00        | 0.00              | 740.64                 | 0.49           | 149,259.36        |
| TOTAL ADMINISTRATION                 | 166,350.00        | 131.11            | 1,571.41               | 0.94           | 164,778.59        |
| <u>TOTAL REVENUES</u>                |                   |                   |                        |                |                   |
|                                      | 17,578,588.00     | 1,328,240.54      | 14,617,082.93          | 83.15          | 2,961,505.07      |
|                                      | =====             | =====             | =====                  | =====          | =====             |

CITY OF OSCEOLA  
REVENUE & EXPENSE REPORT (UNAUDITED)  
AS OF: OCTOBER 31ST, 2021

## 01 -OSCEOLA LIGHT &amp; POWER

83.33% OF FISCAL YEAR

| DEPARTMENTAL EXPENDITURES                 | CURRENT<br>BUDGET | CURRENT<br>PERIOD | YEAR TO DATE<br>ACTUAL | % OF<br>BUDGET | BUDGET<br>BALANCE |
|---|-------------------|-------------------|------------------------|----------------|-------------------|
| <u>ELECTRIC DEPT</u>                      |                   |                   |                        |                |                   |
| 01-5-12-400 SALARIES                      | 805,000.00        | 56,086.57         | 590,352.82             | 73.34          | 214,647.18        |
| 01-5-12-455 TEMP SERVICE WAGES            | 20,000.00         | 0.00              | 19,635.00              | 98.18          | 365.00            |
| 01-5-12-502 PAYROLL TAX                   | 64,000.00         | 4,067.11          | 43,117.07              | 67.37          | 20,882.93         |
| 01-5-12-503 GROUP INSURANCE               | 60,000.00         | 10,275.74         | 41,070.88              | 68.45          | 18,929.12         |
| 01-5-12-504 PENSION EXPENSE               | 30,000.00         | 1,858.76          | 18,550.90              | 61.84          | 11,449.10         |
| 01-5-12-510 TRAVEL & TRAINING EXPENSE     | 5,000.00          | 0.00              | 150.00                 | 3.00           | 4,850.00          |
| 01-5-12-515 SAFETY SUPPLIES               | 2,500.00          | 249.55            | 2,953.65               | 118.15 (       | 453.65)           |
| 01-5-12-580 UNIFORM EXPENSE               | 5,000.00          | 0.00              | 3,094.34               | 61.89          | 1,905.66          |
| 01-5-12-601 MATERIALS AND SUPPLIES        | 15,000.00         | 2,132.45          | 18,952.40              | 126.35 (       | 3,952.40)         |
| 01-5-12-610 TELEPHONE                     | 25,000.00         | 2,109.72          | 9,007.52               | 36.03          | 15,992.48         |
| 01-5-12-619 BUILDING EXPENSE              | 7,000.00          | 462.06            | 4,443.23               | 63.47          | 2,556.77          |
| 01-5-12-620 UTILITIES                     | 16,500.00         | 959.10            | 12,656.37              | 76.71          | 3,843.63          |
| 01-5-12-630 INSURANCE                     | 40,000.00         | 7,155.70          | 7,436.50               | 18.59          | 32,563.50         |
| 01-5-12-640 DUES, MBRSHPS & SUBSCRIPTIONS | 0.00              | 0.00              | 12,462.06              | 0.00 (         | 12,462.06)        |
| 01-5-12-647 LICENSES                      | 200.00            | 0.00              | 0.00                   | 0.00           | 200.00            |
| 01-5-12-648 IMMUNIZATIONS & PHYSICALS     | 1,000.00          | 92.00             | 936.00                 | 93.60          | 64.00             |
| 01-5-12-650 REPAIRS & MAINTENANCE - VEH & | 25,000.00         | 0.00              | 18,056.48              | 72.23          | 6,943.52          |
| 01-5-12-651 OPERATING EXPENSES - VEHICLES | 25,000.00         | 1,757.26          | 24,976.17              | 99.90          | 23.83             |
| 01-5-12-686 EQUIPMENT RENTAL              | 0.00              | 148.51            | 594.04                 | 0.00 (         | 594.04)           |
| 01-5-12-700 EQUIPMENT PURCHASES           | 0.00              | 0.00              | 42,604.00              | 0.00 (         | 42,604.00)        |
| 01-5-12-710 ELECTRIC POWER PURCHASED      | 10,570,000.00     | 751,255.12        | 9,918,912.12           | 93.84          | 651,087.88        |
| 01-5-12-760 DEPRECIATION                  | 500,000.00        | 41,667.00         | 416,670.00             | 83.33          | 83,330.00         |
| 01-5-12-770 DEPRECIATION-VEHICLES         | 60,000.00         | 5,000.00          | 50,000.00              | 83.33          | 10,000.00         |
| 01-5-12-774 TREE TRIMMING                 | 175,000.00        | 0.00              | 0.00                   | 0.00           | 175,000.00        |
| 01-5-12-860 CONSULTING SERVICES           | 5,000.00          | 0.00              | 4,212.00               | 84.24          | 788.00            |
| TOTAL ELECTRIC DEPT                       | 12,456,200.00     | 885,276.65        | 11,260,843.55          | 90.40          | 1,195,356.45      |
| <u>WATER DEPT</u>                         |                   |                   |                        |                |                   |
| 01-5-13-400 SALARIES                      | 420,557.00        | 21,463.31         | 239,967.10             | 57.06          | 180,589.90        |
| 01-5-13-455 TEMP SERVICE WAGES            | 0.00              | 1,822.90          | 42,951.82              | 0.00 (         | 42,951.82)        |
| 01-5-13-502 PAYROLL TAX                   | 33,645.00         | 1,622.27          | 18,057.59              | 53.67          | 15,587.41         |
| 01-5-13-503 GROUP INSURANCE               | 37,500.00         | 2,845.89          | 18,347.34              | 48.93          | 19,152.66         |
| 01-5-13-504 PENSION EXPENSE               | 9,000.00          | 493.92            | 5,909.14               | 65.66          | 3,090.86          |
| 01-5-13-510 TRAVEL & TRAINING EXPENSE     | 2,500.00          | 0.00              | 41.01                  | 1.64           | 2,458.99          |
| 01-5-13-515 SAFETY SUPPLIES               | 1,100.00          | 466.54            | 5,213.89               | 473.99 (       | 4,113.89)         |
| 01-5-13-580 UNIFORM EXPENSE               | 1,250.00          | 0.00              | 4,126.11               | 330.09 (       | 2,876.11)         |
| 01-5-13-601 MATERIALS AND SUPPLIES        | 41,000.00         | 1,735.03          | 43,100.05              | 105.12 (       | 2,100.05)         |
| 01-5-13-602 CHEMICALS AND SUPPLIES        | 50,000.00         | 5,395.78          | 39,871.96              | 79.74          | 10,128.04         |
| 01-5-13-608 TOOLS                         | 2,000.00          | 162.73            | 805.31                 | 40.27          | 1,194.69          |
| 01-5-13-610 TELEPHONE                     | 20,000.00         | 432.22            | 15,345.76              | 76.73          | 4,654.24          |
| 01-5-13-619 BUILDING EXPENSE              | 3,500.00          | 0.00              | 6,066.81               | 173.34 (       | 2,566.81)         |
| 01-5-13-620 UTILITIES                     | 50,000.00         | 5,900.72          | 51,655.37              | 103.31 (       | 1,655.37)         |
| 01-5-13-630 INSURANCE                     | 20,000.00         | 3,151.45          | 3,151.45               | 15.76          | 16,848.55         |
| 01-5-13-640 DUES, MBRSHPS & SUBSCRIPTIONS | 15,000.00         | 0.00              | 6,774.00               | 45.16          | 8,226.00          |
| 01-5-13-647 LICENSES                      | 2,500.00          | 0.00              | 1,728.98               | 69.16          | 771.02            |
| 01-5-13-648 IMMUNIZATIONS & PHYSICALS     | 850.00            | 92.00             | 290.00                 | 34.12          | 560.00            |
| 01-5-13-650 REPAIRS & MAINTENANCE - VEH & | 6,000.00          | 54.08             | 4,527.11               | 75.45          | 1,472.89          |

CITY OF OSCEOLA  
REVENUE & EXPENSE REPORT (UNAUDITED)  
AS OF: OCTOBER 31ST, 2021

## 01 -OSCEOLA LIGHT &amp; POWER

83.33% OF FISCAL YEAR

| DEPARTMENTAL EXPENDITURES                 | CURRENT<br>BUDGET | CURRENT<br>PERIOD | YEAR TO DATE<br>ACTUAL | % OF<br>BUDGET | BUDGET<br>BALANCE |
|---|-------------------|-------------------|------------------------|----------------|-------------------|
| 01-5-13-651 OPERATING EXPENSES - VEHICLES | 18,500.00         | 697.27            | 16,277.83              | 87.99          | 2,222.17          |
| 01-5-13-652 MANHOLE & PIPE REHAB          | 5,000.00          | 0.00              | 0.00                   | 0.00           | 5,000.00          |
| 01-5-13-682 WELL AND PUMP REPAIRS         | 5,000.00          | 0.00              | 80.00                  | 1.60           | 4,920.00          |
| 01-5-13-683 PUMP AND TANK REPAIRS         | 60,000.00         | 11,526.98         | 52,018.32              | 86.70          | 7,981.68          |
| 01-5-13-686 EQUIPMENT RENTAL              | 0.00              | 0.00              | 214.51                 | 0.00 (         | 214.51)           |
| 01-5-13-761 DEPRECIATION-WATER PLANT      | 147,000.00        | 12,250.00         | 122,500.00             | 83.33          | 24,500.00         |
| 01-5-13-770 DEPRECIATION-VEHICLES         | 30,000.00         | 2,500.00          | 25,000.00              | 83.33          | 5,000.00          |
| 01-5-13-860 CONSULTING SERVICES           | 0.00              | 0.00              | 382.92                 | 0.00 (         | 382.92)           |
| TOTAL WATER DEPT                          | 981,902.00        | 72,613.09         | 724,404.38             | 73.78          | 257,497.62        |

SEWER DEPT

|   |            |           |            |            |            |
|---|------------|-----------|------------|------------|------------|
| 01-5-14-400 SALARIES                      | 219,221.00 | 20,214.25 | 209,878.85 | 95.74      | 9,342.15   |
| 01-5-14-455 TEMP SERVICE WAGES            | 23,000.00  | 0.00      | 9,232.44   | 40.14      | 13,767.56  |
| 01-5-14-502 PAYROLL TAX                   | 17,538.00  | 1,467.73  | 15,217.31  | 86.77      | 2,320.69   |
| 01-5-14-503 GROUP INSURANCE               | 20,000.00  | 3,181.85  | 13,472.21  | 67.36      | 6,527.79   |
| 01-5-14-504 PENSION EXPENSE               | 5,400.00   | 433.96    | 4,374.45   | 81.01      | 1,025.55   |
| 01-5-14-510 TRAVEL & TRAINING EXPENSE     | 0.00       | 688.77    | 2,345.84   | 0.00 (     | 2,345.84)  |
| 01-5-14-515 SAFETY SUPPLIES               | 1,750.00   | 0.00      | 0.00       | 0.00       | 1,750.00   |
| 01-5-14-580 UNIFORM EXPENSE               | 3,000.00 ( | 12.00) (  | 101.00)    | 3.37-      | 3,101.00   |
| 01-5-14-601 MATERIALS AND SUPPLIES        | 37,300.00  | 1,462.17  | 30,408.36  | 81.52      | 6,891.64   |
| 01-5-14-602 CHEMICALS AND SUPPLIES        | 6,500.00   | 0.00      | 16,430.21  | 252.77 (   | 9,930.21)  |
| 01-5-14-608 TOOLS                         | 1,500.00   | 0.00      | 362.09     | 24.14      | 1,137.91   |
| 01-5-14-610 TELEPHONE                     | 3,096.00   | 327.34    | 1,801.53   | 58.19      | 1,294.47   |
| 01-5-14-619 BUILDING EXPENSE              | 7,000.00   | 60.57     | 311.37     | 4.45       | 6,688.63   |
| 01-5-14-620 UTILITIES                     | 67,000.00  | 1,638.54  | 37,583.77  | 56.10      | 29,416.23  |
| 01-5-14-630 INSURANCE                     | 4,500.00   | 2,263.28  | 5,773.28   | 128.30 (   | 1,273.28)  |
| 01-5-14-640 DUES, MBRSHPS & SUBSCRIPTIONS | 120.00     | 0.00      | 0.00       | 0.00       | 120.00     |
| 01-5-14-647 LICENSES                      | 9,000.00   | 0.00      | 14,042.75  | 156.03 (   | 5,042.75)  |
| 01-5-14-648 IMMUNIZATIONS & PHYSICALS     | 300.00     | 0.00      | 339.00     | 113.00 (   | 39.00)     |
| 01-5-14-650 REPAIRS & MAINTENANCE - VEH & | 7,500.00   | 0.00      | 6,971.23   | 92.95      | 528.77     |
| 01-5-14-651 OPERATING EXPENSES - VEHICLES | 10,000.00  | 952.50    | 1,666.72   | 16.67      | 8,333.28   |
| 01-5-14-652 MANHOLE & PIPE REHAB          | 1,262.00   | 0.00      | 19,150.00  | 1,517.43 ( | 17,888.00) |
| 01-5-14-683 PUMP AND TANK REPAIRS         | 20,000.00  | 4,318.82  | 26,179.56  | 130.90 (   | 6,179.56)  |
| 01-5-14-762 DEPRICIATION SEWER SYSTEMS    | 160,425.00 | 13,369.00 | 133,690.00 | 83.33      | 26,735.00  |
| 01-5-14-770 DEPRECIATION-VEHICLES         | 20,362.00  | 1,697.00  | 16,970.00  | 83.34      | 3,392.00   |
| 01-5-14-860 CONSULTING SERVICES           | 2,382.00   | 0.00      | 792.00     | 33.25      | 1,590.00   |
| 01-5-14-899 MISCELLANEOUS                 | 0.00       | 0.00      | 0.54       | 0.00 (     | 0.54)      |
| TOTAL SEWER DEPT                          | 648,156.00 | 52,063.78 | 566,892.51 | 87.46      | 81,263.49  |

ADMINISTRATION

|                                       |            |           |            |            |            |
|---------------------------------------|------------|-----------|------------|------------|------------|
| 01-5-15-400 SALARIES                  | 400,000.00 | 29,163.37 | 317,090.23 | 79.27      | 82,909.77  |
| 01-5-15-455 TEMP SERVICE WAGES        | 0.00       | 0.00      | 12,466.13  | 0.00 (     | 12,466.13) |
| 01-5-15-502 PAYROLL TAX               | 32,000.00  | 2,128.98  | 23,920.64  | 74.75      | 8,079.36   |
| 01-5-15-503 GROUP INSURANCE           | 30,000.00  | 7,514.96  | 29,988.12  | 99.96      | 11.88      |
| 01-5-15-504 PENSION EXPENSE           | 15,000.00  | 4,715.26  | 10,039.16  | 66.93      | 4,960.84   |
| 01-5-15-510 TRAVEL & TRAINING EXPENSE | 7,500.00   | 0.00      | 223.86     | 2.98       | 7,276.14   |
| 01-5-15-515 SAFETY SUPPLIES           | 1,000.00   | 160.56    | 15,875.37  | 1,587.54 ( | 14,875.37) |
| 01-5-15-516 HR MATERIALS & SUPPLIES   | 8,000.00   | 162.50    | 5,519.88   | 69.00      | 2,480.12   |
| 01-5-15-517 SAFETY COMMITTEE          | 500.00     | 0.00      | 0.00       | 0.00       | 500.00     |
| 01-5-15-550 EMPLOYEE RELATIONS        | 750.00     | 0.00      | 0.00       | 0.00       | 750.00     |

CITY OF OSCEOLA  
REVENUE & EXPENSE REPORT (UNAUDITED)  
AS OF: OCTOBER 31ST, 2021

01 -OSCEOLA LIGHT &amp; POWER

83.33% OF FISCAL YEAR

| DEPARTMENTAL EXPENDITURES                  | CURRENT<br>BUDGET | CURRENT<br>PERIOD | YEAR TO DATE<br>ACTUAL | % OF<br>BUDGET | BUDGET<br>BALANCE |
|--|-------------------|-------------------|------------------------|----------------|-------------------|
| 01-5-15-580 UNIFORM EXPENSE                | 500.00            | 0.00              | 0.00                   | 0.00           | 500.00            |
| 01-5-15-601 MATERIALS AND SUPPLIES         | 27,500.00         | 4,379.38          | 58,826.62              | 213.91 (       | 31,326.62)        |
| 01-5-15-605 OFFICE EXPENSE                 | 0.00              | 0.00              | 627.73                 | 0.00 (         | 627.73)           |
| 01-5-15-606 POSTAGE                        | 30,000.00         | 974.21            | 22,059.23              | 73.53          | 7,940.77          |
| 01-5-15-607 PUBLISHING ORDINANCES & NOTICE | 0.00              | 861.00            | 6,822.85               | 0.00 (         | 6,822.85)         |
| 01-5-15-610 TELEPHONE                      | 30,000.00         | 593.04            | 19,776.43              | 65.92          | 10,223.57         |
| 01-5-15-619 BUILDING EXPENSE               | 50,000.00         | 105.60            | 15,763.32              | 31.53          | 34,236.68         |
| 01-5-15-620 UTILITIES                      | 6,000.00          | 759.22            | 8,594.79               | 143.25 (       | 2,594.79)         |
| 01-5-15-630 INSURANCE                      | 2,000.00 (        | 57,932.71)        | 4,579.20               | 228.96 (       | 2,579.20)         |
| 01-5-15-640 DUES, MBRSHPS & SUBSCRIPTIONS  | 30,000.00         | 2,498.14          | 52,019.25              | 173.40 (       | 22,019.25)        |
| 01-5-15-643 AUDIT FEES                     | 45,000.00         | 0.00              | 32,500.00              | 72.22          | 12,500.00         |
| 01-5-15-644 LEGAL EXPENSES                 | 10,000.00         | 0.00              | 165.00                 | 1.65           | 9,835.00          |
| 01-5-15-645 ADV, PROMOTIONS & DONATIONS    | 30,000.00         | 1,125.00          | 18,650.00              | 62.17          | 11,350.00         |
| 01-5-15-647 LICENSES                       | 2,000.00          | 0.00              | 13,775.45              | 688.77 (       | 11,775.45)        |
| 01-5-15-648 IMMUNIZATIONS & PHYSICALS      | 1,500.00          | 32.00             | 454.00                 | 30.27          | 1,046.00          |
| 01-5-15-650 REPAIRS & MAINTENANCE - VEH &  | 20,000.00         | 6,900.00          | 15,611.24              | 78.06          | 4,388.76          |
| 01-5-15-651 OPERATING EXPENSES - VEHICLES  | 0.00              | 0.00              | 113.21                 | 0.00 (         | 113.21)           |
| 01-5-15-686 EQUIPMENT RENTAL               | 12,000.00         | 774.91            | 10,171.24              | 84.76          | 1,828.76          |
| 01-5-15-763 DEPRECIATION                   | 7,000.00          | 583.00            | 5,830.00               | 83.29          | 1,170.00          |
| 01-5-15-860 CONSULTING SERVICES            | 72,500.00         | 10,838.68         | 67,040.26              | 92.47          | 5,459.74          |
| 01-5-15-883 BAD ACCOUNTS                   | 75,000.00 (       | 219.54) (         | 23,693.30)             | 31.59-         | 98,693.30         |
| 01-5-15-886 INTEREST EXPENSE               | 200,000.00        | 791.55            | 24,162.19              | 12.08          | 175,837.81        |
| 01-5-15-898 CASH OVER AND SHORT            | 500.00            | 20.00             | 14.07                  | 2.81           | 485.93            |
| 01-5-15-899 MISCELLANEOUS                  | 0.00              | 0.00              | 7.95                   | 0.00 (         | 7.95)             |
| TOTAL ADMINISTRATION                       | 1,146,250.00      | 16,929.11         | 768,994.12             | 67.09          | 377,255.88        |
| <hr/>                                      |                   |                   |                        |                |                   |
| TOTAL EXPENDITURES                         | 15,232,508.00     | 1,026,882.63      | 13,321,134.56          | 87.45          | 1,911,373.44      |
| <hr/>                                      |                   |                   |                        |                |                   |
| REVENUES OVER/(UNDER) EXPENDITURES         | 2,346,080.00      | 301,357.91        | 1,295,948.37           |                | 1,050,131.63      |

## 02 -CITY GENERAL FUND

| ACCOUNT #   | ACCOUNT DESCRIPTION            | BALANCE         |
|---|--------------------------------|-----------------|
| <b>ASSETS</b>                                     |                                |                 |
| =====   |                                |                 |
| 02-101  | REGIONS-COMM CTR & GOLF (0051) | 100,570.70      |
| 02-102  | ANIMAL CONTROL GRANT           | 15.00           |
| 02-105  | REGIONS-CITY GENERAL(0638)     | 941,096.64      |
| 02-106  | FNBEA-CITY GENERAL(9902)       | 5,543.82        |
| 02-107  | MISC CASH ACCOUNTS             | 63,723.30       |
| 02-108  | REGIONS-CITY GEN PAYROLL(5948) | 9,122.51        |
| 02-109  | REGIONS-FIRE DEPT ACT833(0697) | 63,973.35       |
| 02-110  | ACCOUNTS RECEIVABLE            | 198,492.07      |
| 02-115  | BANCORP-CITY GENERAL(0430)     | 77,020.54       |
| 02-116  | BANCORP-CITY GEN PAYROLL(0465) | 10,530.96       |
| 02-118  | FIRST COMML-CITY GEN SAV(7010) | 8,248.68        |
| 02-120  | CULTURAL CIVIC CENTER          | 2,085.15        |
| 02-121  | CONFINED SPACE SERVICES GRANT  | 41,142.06       |
| 02-127  | TAX RECEIPTS RECEIVABLE        | 8,950.93        |
| 02-130  | DUE TO/FROM OTHER FUNDS        | ( 2,566,277.05) |
| 02-139  | BANCORP-OPD C & I FUND(4083)   | 4,318.54        |
|   |                                | ( 1,031,442.80) |
| TOTAL ASSETS                                      |                                | ( 1,031,442.80) |
|   |                                | =====           |
| <b>LIABILITIES</b>                                |                                |                 |
| =====   |                                |                 |
| 02-201  | ACCOUNTS PAYABLE               | 35,206.27       |
| 02-202  | FEDERAL W/H PAYABLE            | 160.13          |
| 02-203  | SOC SECURITY W/H PAYABLE       | 136.80          |
| 02-204  | ARKANSAS W/H PAYABLE           | 34.73           |
| 02-205  | GENERAL PENSION W/H            | 1,648.16        |
| 02-207  | GROUP INSURANCE W/H            | 44.28           |
| 02-208  | UNIFORM W/H                    | 234.00          |
| 02-210  | FIREMENS PENSION W/H           | 9,992.50        |
| 02-212  | POLICE PENSION W/H             | 4,289.88        |
| 02-213  | UNEMPLOYMENT TAXES PAYABLE     | ( 16,484.46)    |
| 02-214  | GARNISHMENTS PAYABLE           | ( 1,732.82)     |
| 02-220  | DUE TO OTHER FUNDS             | ( 66,259.75)    |
| 02-222  | FIREMEN'S FUND                 | 176.48          |
| 02-236  | ACCRUED WAGES                  | 154,136.51      |
| TOTAL LIABILITIES                                 |                                | 121,582.71      |
| <b>EQUITY</b>                                     |                                |                 |
| =====   |                                |                 |
| 02-291  | BEGINNING FUND BALANCE         | ( 1,676,960.73) |
|   | TOTAL BEGINNING EQUITY         | ( 1,676,960.73) |
| TOTAL REVENUE                                     |                                | 5,111,047.29    |
| TOTAL EXPENSES                                    |                                | 4,587,112.07    |
| TOTAL REVENUE OVER/(UNDER) EXPENSES               |                                | 523,935.22      |
| TOTAL EQUITY & REV. OVER/(UNDER) EXP.             |                                | ( 1,153,025.51) |
| TOTAL LIABILITIES, EQUITY & REV.OVER/(UNDER) EXP. |                                | ( 1,031,442.80) |
|   |                                | =====           |



CITY OF OSCEOLA  
REVENUE & EXPENSE REPORT (UNAUDITED)  
AS OF: OCTOBER 31ST, 2021

02 -CITY GENERAL FUND  
FINANCIAL SUMMARY

83.33% OF FISCAL YEAR

|                                    | CURRENT<br>BUDGET | CURRENT<br>PERIOD | YEAR TO DATE<br>ACTUAL | % OF<br>BUDGET | BUDGET<br>BALANCE |
|------------------------------------|-------------------|-------------------|------------------------|----------------|-------------------|
| <u>REVENUE SUMMARY</u>             |                   |                   |                        |                |                   |
| ADMINISTRATION                     | 3,803,868.00      | 65,393.19         | 4,503,852.81           | 118.40 (       | 699,984.81)       |
| POLICE DEPT                        | 237,000.00        | 30,212.67         | 380,867.41             | 160.70 (       | 143,867.41)       |
| FIRE DEPT                          | 50,000.00         | 15,221.77         | 69,863.74              | 139.73 (       | 19,863.74)        |
| PARKS & RECREATION DEPT            | 95,000.00         | 8,105.00          | 107,397.00             | 113.05 (       | 12,397.00)        |
| GOLF COURSE FUND                   | 55,465.00         | 2,972.00          | 47,405.08              | 85.47          | 8,059.92          |
| HUMANE SHELTER FUND                | 2,500.00          | 390.00            | 1,661.25               | 66.45          | 838.75            |
| TOTAL REVENUES                     | 4,243,833.00      | 122,294.63        | 5,111,047.29           | 120.43 (       | 867,214.29)       |
| =====                              |                   |                   |                        |                |                   |
| <u>EXPENDITURE SUMMARY</u>         |                   |                   |                        |                |                   |
| ADMINISTRATION                     | 607,950.00        | 82,243.20         | 500,275.94             | 82.29          | 107,674.06        |
| POLICE DEPT                        | 2,345,861.00      | 169,386.47        | 1,777,781.84           | 75.78          | 568,079.16        |
| FIRE DEPT                          | 1,326,050.00      | 93,525.60         | 980,540.37             | 73.94          | 345,509.63        |
| PARKS & RECREATION DEPT            | 684,174.00        | 68,944.05         | 574,279.35             | 83.94          | 109,894.65        |
| MUNICIPAL COURT                    | 105,496.00        | 14,614.82         | 91,007.81              | 86.27          | 14,488.19         |
| JAIL DEPARTMENT                    | 321,500.00        | 25,948.13         | 244,684.65             | 76.11          | 76,815.35         |
| CODE ENFORCEMENT                   | 127,080.00        | 18,032.29         | 108,553.83             | 85.42          | 18,526.17         |
| GOLF COURSE FUND                   | 230,670.00        | 25,047.27         | 201,114.78             | 87.19          | 29,555.22         |
| HUMANE SHELTER FUND                | 162,350.00        | 10,840.50         | 108,873.50             | 67.06          | 53,476.50         |
| TOTAL EXPENDITURES                 | 5,911,131.00      | 508,582.33        | 4,587,112.07           | 77.60          | 1,324,018.93      |
| =====                              |                   |                   |                        |                |                   |
| REVENUES OVER/(UNDER) EXPENDITURES | ( 1,667,298.00)   | ( 386,287.70)     | 523,935.22             | (              | 2,191,233.22)     |

CITY OF OSCEOLA  
REVENUE & EXPENSE REPORT (UNAUDITED)  
AS OF: OCTOBER 31ST, 2021

## 02 -CITY GENERAL FUND

83.33% OF FISCAL YEAR

| REVENUES                                   | CURRENT<br>BUDGET | CURRENT<br>PERIOD | YEAR TO DATE<br>ACTUAL | % OF<br>BUDGET | BUDGET<br>BALANCE |
|--|-------------------|-------------------|------------------------|----------------|-------------------|
| <u>ADMINISTRATION</u>                      |                   |                   |                        |                |                   |
| 02-4-01-310 PROPERTY TAXES                 | 625,000.00        | 0.00              | 438,653.95             | 70.18          | 186,346.05        |
| 02-4-01-314 GENERAL REVENUE (STATE OF ARK) | 120,000.00        | 6,737.78          | 110,488.10             | 92.07          | 9,511.90          |
| 02-4-01-315 PRIVILEGE TAX -- CITY          | 8,000.00          | 0.00              | 9,520.00               | 119.00 (       | 1,520.00)         |
| 02-4-01-316 PILOT-FED HOUSING AUTHORITY    | 3,315.00          | 0.00 (            | 19,607.04)             | 591.46-        | 22,922.04         |
| 02-4-01-317 PILOT-PLUM POINT ENERGY STA    | 705,703.00 (      | 166,048.00)       | 871,750.54             | 123.53 (       | 166,047.54)       |
| 02-4-01-323 A & P TAX REVENUE              | 32,000.00         | 0.00              | 27,573.32              | 86.17          | 4,426.68          |
| 02-4-01-325 GAS FRANCHISE TAX              | 85,000.00         | 0.00              | 79,225.49              | 93.21          | 5,774.51          |
| 02-4-01-328 TELEPHONE EXCISE TAX           | 20,000.00         | 0.00              | 0.00                   | 0.00           | 20,000.00         |
| 02-4-01-331 CABLE FRANCHISE TAX            | 25,000.00         | 1,445.22          | 14,705.18              | 58.82          | 10,294.82         |
| 02-4-01-345 BUILDING PERMITS               | 2,000.00          | 908.00            | 4,498.57               | 224.93 (       | 2,498.57)         |
| 02-4-01-375 PLANNING COMMISSION            | 100.00            | 0.00              | 0.00                   | 0.00           | 100.00            |
| 02-4-01-384 CODE RED CONTRIBUTIONS         | ( 3,750.00)       | 0.00 (            | 3,993.75)              | 106.50         | 243.75            |
| 02-4-01-390 INTEREST INCOME                | 500.00            | 12.05             | 93.03                  | 18.61          | 406.97            |
| 02-4-01-394 COUNTY SALES TAX               | 1,100,000.00      | 96,320.92         | 1,072,949.48           | 97.54          | 27,050.52         |
| 02-4-01-395 MISCELLANEOUS                  | 0.00              | 1,000.00          | 50,466.82              | 0.00 (         | 50,466.82)        |
| 02-4-01-396 GRANT INCOME                   | 0.00              | 1,798.65          | 714,181.97             | 0.00 (         | 714,181.97)       |
| 02-4-01-397 CITY SALES TAX                 | 1,050,000.00      | 120,218.57        | 1,106,636.50           | 105.39 (       | 56,636.50)        |
| 02-4-01-398 RENT INCOME                    | 31,000.00         | 3,000.00          | 26,710.65              | 86.16          | 4,289.35          |
| TOTAL ADMINISTRATION                       | 3,803,868.00      | 65,393.19         | 4,503,852.81           | 118.40 (       | 699,984.81)       |
| <u>POLICE DEPT</u>                         |                   |                   |                        |                |                   |
| 02-4-02-335 FINES & FORFEITURES            | 200,000.00        | 17,238.31         | 275,190.25             | 137.60 (       | 75,190.25)        |
| 02-4-02-337 OPD RECEIPTS                   | 2,000.00          | 4,600.00          | 4,600.00               | 230.00 (       | 2,600.00)         |
| 02-4-02-338 JAIL RECEIPTS                  | 15,000.00         | 7,101.47          | 99,804.27              | 665.36 (       | 84,804.27)        |
| 02-4-02-396 GRANT INCOME                   | 20,000.00         | 1,272.89          | 1,272.89               | 6.36           | 18,727.11         |
| TOTAL POLICE DEPT                          | 237,000.00        | 30,212.67         | 380,867.41             | 160.70 (       | 143,867.41)       |
| <u>FIRE DEPT</u>                           |                   |                   |                        |                |                   |
| 02-4-03-380 CONTRACT TRAINING RECEIPTS     | 0.00              | 4,166.00          | 37,494.00              | 0.00 (         | 37,494.00)        |
| 02-4-03-396 GRANT INCOME                   | 50,000.00         | 11,055.77         | 32,369.74              | 64.74          | 17,630.26         |
| TOTAL FIRE DEPT                            | 50,000.00         | 15,221.77         | 69,863.74              | 139.73 (       | 19,863.74)        |
| <u>PARKS &amp; RECREATION DEPT</u>         |                   |                   |                        |                |                   |
| 02-4-04-350 ADMISSION FEES                 | 95,000.00         | 8,105.00          | 88,397.00              | 93.05          | 6,603.00          |
| 02-4-04-396 GRANT INCOME                   | 0.00              | 0.00              | 19,000.00              | 0.00 (         | 19,000.00)        |
| TOTAL PARKS & RECREATION DEPT              | 95,000.00         | 8,105.00          | 107,397.00             | 113.05 (       | 12,397.00)        |
| <u>GOLF COURSE FUND</u>                    |                   |                   |                        |                |                   |
| 02-4-18-360 GOLF COURSE MEMBERSHIP FEES    | 45,000.00         | 2,347.00          | 41,380.08              | 91.96          | 3,619.92          |
| 02-4-18-362 GREENS FEES                    | 815.00            | 0.00              | 0.00                   | 0.00           | 815.00            |
| 02-4-18-364 CART SHED RENTALS              | 8,500.00          | 625.00            | 6,025.00               | 70.88          | 2,475.00          |
| 02-4-18-365 PRO SHOP SALES                 | 1,150.00          | 0.00              | 0.00                   | 0.00           | 1,150.00          |
| TOTAL GOLF COURSE FUND                     | 55,465.00         | 2,972.00          | 47,405.08              | 85.47          | 8,059.92          |
| <u>HUMANE SHELTER FUND</u>                 |                   |                   |                        |                |                   |
| 02-4-19-340 ANIMAL SHELTER RECEIPTS        | 2,500.00          | 390.00            | 1,661.25               | 66.45          | 838.75            |
| TOTAL HUMANE SHELTER FUND                  | 2,500.00          | 390.00            | 1,661.25               | 66.45          | 838.75            |

CITY OF OSCEOLA  
REVENUE & EXPENSE REPORT (UNAUDITED)  
AS OF: OCTOBER 31ST, 2021

02 -CITY GENERAL FUND

83.33% OF FISCAL YEAR

| REVENUES       | CURRENT<br>BUDGET | CURRENT<br>PERIOD | YEAR TO DATE<br>ACTUAL | % OF<br>BUDGET | BUDGET<br>BALANCE |
|----------------|-------------------|-------------------|------------------------|----------------|-------------------|
| TOTAL REVENUES | 4,243,833.00      | 122,294.63        | 5,111,047.29           | 120.43 (       | 867,214.29)       |

CITY OF OSCEOLA  
REVENUE & EXPENSE REPORT (UNAUDITED)  
AS OF: OCTOBER 31ST, 2021

## 02 -CITY GENERAL FUND

83.33% OF FISCAL YEAR

| DEPARTMENTAL EXPENDITURES                  | CURRENT<br>BUDGET | CURRENT<br>PERIOD | YEAR TO DATE<br>ACTUAL | % OF<br>BUDGET | BUDGET<br>BALANCE |
|--|-------------------|-------------------|------------------------|----------------|-------------------|
| <u>ADMINISTRATION</u>                      |                   |                   |                        |                |                   |
| 02-5-01-400 SALARIES                       | 145,000.00        | 11,100.00         | 112,107.45             | 77.32          | 32,892.55         |
| 02-5-01-501 TRAVEL & PUBLIC RELATIONS      | 3,200.00          | 0.00              | 1,375.95               | 43.00          | 1,824.05          |
| 02-5-01-502 PAYROLL TAX                    | 11,600.00         | 814.88            | 10,818.33              | 93.26          | 781.67            |
| 02-5-01-503 GROUP INSURANCE                | 45,000.00         | 7,012.90          | 35,853.77              | 79.68          | 9,146.23          |
| 02-5-01-504 PENSION EXPENSE                | 84,000.00         | 5,165.66          | 52,454.77              | 62.45          | 31,545.23         |
| 02-5-01-510 TRAVEL & TRAINING EXPENSE      | 12,000.00         | 485.96            | 958.88                 | 7.99           | 11,041.12         |
| 02-5-01-601 MATERIALS AND SUPPLIES         | 20,000.00         | 1,580.71          | 18,627.13              | 93.14          | 1,372.87          |
| 02-5-01-605 OFFICE EXPENSE                 | 15,000.00         | 1,682.70          | 18,007.70              | 120.05 (       | 3,007.70)         |
| 02-5-01-607 PUBLISHING ORDINANCES & NOTICE | 2,000.00          | 0.00              | 0.00                   | 0.00           | 2,000.00          |
| 02-5-01-610 TELEPHONE                      | 3,500.00          | 607.98            | 2,892.76               | 82.65          | 607.24            |
| 02-5-01-619 BUILDING EXPENSE               | 10,000.00         | 90.00             | 58,755.33              | 587.55 (       | 48,755.33)        |
| 02-5-01-620 UTILITIES                      | 26,000.00         | 3,628.98          | 26,429.88              | 101.65 (       | 429.88)           |
| 02-5-01-625 RENT                           | 500.00            | 962.83            | 962.83                 | 192.57 (       | 462.83)           |
| 02-5-01-626 A & P EXPENSES                 | 30,000.00         | 5,444.00          | 11,785.01              | 39.28          | 18,214.99         |
| 02-5-01-630 INSURANCE                      | 34,000.00         | 0.00              | 0.00                   | 0.00           | 34,000.00         |
| 02-5-01-640 DUES, MBRSHPS & SUBSCRIPTIONS  | 3,500.00          | 28.58             | 2,373.20               | 67.81          | 1,126.80          |
| 02-5-01-644 LEGAL EXPENSES                 | 20,000.00         | 24,456.00         | 27,141.00              | 135.71 (       | 7,141.00)         |
| 02-5-01-645 ADV, PROMOTIONS & DONATIONS    | 6,000.00          | 7,375.00          | 10,350.96              | 172.52 (       | 4,350.96)         |
| 02-5-01-647 LICENSES                       | 250.00            | 0.00              | 200.00                 | 80.00          | 50.00             |
| 02-5-01-648 IMMUNIZATIONS & PHYSICALS      | 0.00              | 0.00              | 45.00                  | 0.00 (         | 45.00)            |
| 02-5-01-650 REPAIRS & MAINTENANCE - VEH &  | 0.00              | 0.00 (            | 10.08)                 | 0.00           | 10.08             |
| 02-5-01-651 OPERATING EXPENSES - VEHICLES  | 1,200.00          | 16.19             | 15,631.16              | 1,302.60 (     | 14,431.16)        |
| 02-5-01-700 EQUIPMENT PURCHASES            | 0.00              | 0.00              | 46,700.00              | 0.00 (         | 46,700.00)        |
| 02-5-01-749 HEADSTART BLDG EXP             | 0.00              | 0.00              | 165.00                 | 0.00 (         | 165.00)           |
| 02-5-01-750 ROSENWALD BLDG EXPENSE         | 7,500.00          | 203.50            | 4,089.70               | 54.53          | 3,410.30          |
| 02-5-01-751 SR. CITIZEN BLDG EXPENSE       | 5,000.00          | 41.80             | 590.70                 | 11.81          | 4,409.30          |
| 02-5-01-752 SCOUT HUT EXPENSE              | 5,000.00          | 0.00              | 0.00                   | 0.00           | 5,000.00          |
| 02-5-01-753 COSTON BLDG EXP                | 30,000.00         | 0.00              | 45.39                  | 0.15           | 29,954.61         |
| 02-5-01-801 PLANNING COMMISSION EXPENSE    | 200.00            | 0.00              | 0.00                   | 0.00           | 200.00            |
| 02-5-01-860 CONSULTING SERVICES            | 87,500.00         | 7,293.75          | 49,648.75              | 56.74          | 37,851.25         |
| 02-5-01-861 INDUSTRIAL INCENTIVES          | 0.00              | 3,000.00          | 9,000.00               | 0.00 (         | 9,000.00)         |
| 02-5-01-886 INTEREST EXPENSE               | 0.00              | 51.78             | 126.19                 | 0.00 (         | 126.19)           |
| 02-5-01-898 ABANDONED/CONDEMNED PROP EXP   | 0.00              | 1,200.00 (        | 16,865.00)             | 0.00           | 16,865.00         |
| 02-5-01-899 MISCELLANEOUS                  | 0.00              | 0.00              | 14.18                  | 0.00 (         | 14.18)            |
| TOTAL ADMINISTRATION                       | 607,950.00        | 82,243.20         | 500,275.94             | 82.29          | 107,674.06        |
| <u>POLICE DEPT</u>                         |                   |                   |                        |                |                   |
| 02-5-02-400 SALARIES                       | 1,596,500.00      | 112,578.29        | 1,248,137.74           | 78.18          | 348,362.26        |
| 02-5-02-414 SALARIES-GRANT/OPD             | ( 60,000.00)      | 0.00 (            | 9,000.00)              | 15.00 (        | 51,000.00)        |
| 02-5-02-426 AUXILIARY POLICE               | 2,000.00          | 314.00            | 809.00                 | 40.45          | 1,191.00          |
| 02-5-02-502 PAYROLL TAX                    | 127,720.00        | 8,436.35          | 92,885.31              | 72.73          | 34,834.69         |
| 02-5-02-503 GROUP INSURANCE                | 135,000.00        | 13,379.76         | 73,718.87              | 54.61          | 61,281.13         |
| 02-5-02-504 PENSION EXPENSE                | 244,541.00        | 15.99             | 128,001.30             | 52.34          | 116,539.70        |
| 02-5-02-510 TRAVEL & TRAINING EXPENSE      | 15,000.00         | 520.00            | 4,388.82               | 29.26          | 10,611.18         |
| 02-5-02-515 SAFETY SUPPLIES                | 0.00              | 124.88            | 2,490.79               | 0.00 (         | 2,490.79)         |
| 02-5-02-550 EMPLOYEE RELATIONS             | 0.00              | 0.00              | 156.96                 | 0.00 (         | 156.96)           |
| 02-5-02-580 UNIFORM EXPENSE                | 12,000.00         | 2,387.95          | 9,887.74               | 82.40          | 2,112.26          |

CITY OF OSCEOLA  
REVENUE & EXPENSE REPORT (UNAUDITED)  
AS OF: OCTOBER 31ST, 2021

## 02 -CITY GENERAL FUND

83.33% OF FISCAL YEAR

| DEPARTMENTAL EXPENDITURES                 | CURRENT<br>BUDGET | CURRENT<br>PERIOD | YEAR TO DATE<br>ACTUAL | % OF<br>BUDGET | BUDGET<br>BALANCE |
|---|-------------------|-------------------|------------------------|----------------|-------------------|
| 02-5-02-581 UNIFORM LAUNDRY               | 2,500.00          | 0.00              | 896.86                 | 35.87          | 1,603.14          |
| 02-5-02-601 MATERIALS AND SUPPLIES        | 30,000.00         | 1,545.15          | 56,041.57              | 186.81 (       | 26,041.57)        |
| 02-5-02-610 TELEPHONE                     | 35,000.00         | 4,104.63          | 20,272.26              | 57.92          | 14,727.74         |
| 02-5-02-619 BUILDING EXPENSE              | 2,000.00          | 6,727.00          | 7,698.07               | 384.90 (       | 5,698.07)         |
| 02-5-02-620 UTILITIES                     | 9,200.00          | 516.99            | 7,479.62               | 81.30          | 1,720.38          |
| 02-5-02-630 INSURANCE                     | 50,000.00         | 8,491.14          | 8,491.14               | 16.98          | 41,508.86         |
| 02-5-02-640 DUES, MBRSHPS & SUBSCRIPTIONS | 27,500.00         | 0.00              | 37,509.46              | 136.40 (       | 10,009.46)        |
| 02-5-02-648 IMMUNIZATIONS & PHYSICALS     | 2,500.00          | 737.00            | 6,146.95               | 245.88 (       | 3,646.95)         |
| 02-5-02-650 REPAIRS & MAINTENANCE - VEH & | 10,000.00         | 7,002.78          | 22,843.04              | 228.43 (       | 12,843.04)        |
| 02-5-02-651 OPERATING EXPENSES - VEHICLES | 55,000.00         | 2,504.56          | 45,500.28              | 82.73          | 9,499.72          |
| 02-5-02-700 EQUIPMENT PURCHASES           | 49,400.00         | 0.00              | 13,426.06              | 27.18          | 35,973.94         |
| TOTAL POLICE DEPT                         | 2,345,861.00      | 169,386.47        | 1,777,781.84           | 75.78          | 568,079.16        |
| <u>FIRE DEPT</u>                          |                   |                   |                        |                |                   |
| 02-5-03-400 SALARIES                      | 845,000.00        | 60,092.31         | 674,287.70             | 79.80          | 170,712.30        |
| 02-5-03-427 FIRE SCRIPT-REDEEMED          | 8,000.00          | 891.00            | 8,285.50               | 103.57 (       | 285.50)           |
| 02-5-03-502 PAYROLL TAX                   | 16,900.00         | 1,277.10          | 14,143.29              | 83.69          | 2,756.71          |
| 02-5-03-503 GROUP INSURANCE               | 72,000.00         | 8,377.81          | 53,602.16              | 74.45          | 18,397.84         |
| 02-5-03-504 PENSION EXPENSE               | 128,000.00        | 53.10             | 108,659.27             | 84.89          | 19,340.73         |
| 02-5-03-510 TRAVEL & TRAINING EXPENSE     | 2,500.00          | 0.00              | 2,327.09               | 93.08          | 172.91            |
| 02-5-03-515 SAFETY SUPPLIES               | 1,000.00          | 352.00            | 352.00                 | 35.20          | 648.00            |
| 02-5-03-580 UNIFORM EXPENSE               | 6,750.00          | 1,665.23          | 6,081.95               | 90.10          | 668.05            |
| 02-5-03-601 MATERIALS AND SUPPLIES        | 12,000.00         | 3,953.19          | 24,392.22              | 203.27 (       | 12,392.22)        |
| 02-5-03-610 TELEPHONE                     | 20,000.00         | 635.13            | 6,838.18               | 34.19          | 13,161.82         |
| 02-5-03-619 BUILDING EXPENSE              | 5,000.00          | 1,303.31          | 6,005.39               | 120.11 (       | 1,005.39)         |
| 02-5-03-620 UTILITIES                     | 8,500.00          | 677.60            | 11,936.72              | 140.43 (       | 3,436.72)         |
| 02-5-03-630 INSURANCE                     | 50,000.00         | 12,776.84         | 12,785.76              | 25.57          | 37,214.24         |
| 02-5-03-640 DUES, MBRSHPS & SUBSCRIPTIONS | 400.00            | 0.00              | 29.00                  | 7.25           | 371.00            |
| 02-5-03-648 IMMUNIZATIONS & PHYSICALS     | 1,000.00          | 63.00             | 2,333.92               | 233.39 (       | 1,333.92)         |
| 02-5-03-650 REPAIRS & MAINTENANCE - VEH & | 22,000.00         | 526.35            | 16,211.71              | 73.69          | 5,788.29          |
| 02-5-03-651 OPERATING EXPENSES - VEHICLES | 14,000.00         | 731.15            | 12,893.43              | 92.10          | 1,106.57          |
| 02-5-03-686 EQUIPMENT RENTAL              | 22,000.00         | 148.51            | 19,364.99              | 88.02          | 2,635.01          |
| 02-5-03-700 EQUIPMENT PURCHASES           | 91,000.00         | 0.00              | 0.00                   | 0.00           | 91,000.00         |
| 02-5-03-899 MISCELLANEOUS                 | 0.00              | 1.97              | 10.09                  | 0.00 (         | 10.09)            |
| TOTAL FIRE DEPT                           | 1,326,050.00      | 93,525.60         | 980,540.37             | 73.94          | 345,509.63        |
| <u>PARKS &amp; RECREATION DEPT</u>        |                   |                   |                        |                |                   |
| 02-5-04-400 SALARIES                      | 330,000.00        | 28,293.54         | 291,776.72             | 88.42          | 38,223.28         |
| 02-5-04-455 TEMP SERVICE WAGES            | 10,000.00         | 0.00              | 17,479.00              | 174.79 (       | 7,479.00)         |
| 02-5-04-502 PAYROLL TAX                   | 26,400.00         | 2,053.46          | 21,134.34              | 80.05          | 5,265.66          |
| 02-5-04-503 GROUP INSURANCE               | 30,000.00         | 5,752.37          | 22,448.34              | 74.83          | 7,551.66          |
| 02-5-04-504 PENSION EXPENSE               | 5,000.00          | 455.48            | 4,550.65               | 91.01          | 449.35            |
| 02-5-04-510 TRAVEL & TRAINING EXPENSE     | 12,000.00         | 0.00              | 0.00                   | 0.00           | 12,000.00         |
| 02-5-04-515 SAFETY SUPPLIES               | 2,000.00          | 789.01            | 3,541.25               | 177.06 (       | 1,541.25)         |
| 02-5-04-601 MATERIALS AND SUPPLIES        | 50,000.00         | 4,633.50          | 75,098.76              | 150.20 (       | 25,098.76)        |
| 02-5-04-610 TELEPHONE                     | 7,000.00          | 603.14            | 3,166.13               | 45.23          | 3,833.87          |
| 02-5-04-619 BUILDING EXPENSE              | 20,000.00         | 1,416.60          | 10,114.75              | 50.57          | 9,885.25          |
| 02-5-04-620 UTILITIES                     | 35,500.00         | 1,822.08          | 25,101.99              | 70.71          | 10,398.01         |
| 02-5-04-630 INSURANCE                     | 15,000.00         | 4,020.48          | 4,020.48               | 26.80          | 10,979.52         |
| 02-5-04-640 DUES, MBRSHPS & SUBSCRIPTIONS | 1,000.00          | 0.00              | 90.00                  | 9.00           | 910.00            |

CITY OF OSCEOLA  
REVENUE & EXPENSE REPORT (UNAUDITED)  
AS OF: OCTOBER 31ST, 2021

## 02 -CITY GENERAL FUND

83.33% OF FISCAL YEAR

| DEPARTMENTAL EXPENDITURES                 | CURRENT<br>BUDGET | CURRENT<br>PERIOD | YEAR TO DATE<br>ACTUAL | % OF<br>BUDGET | BUDGET<br>BALANCE |
|---|-------------------|-------------------|------------------------|----------------|-------------------|
| 02-5-04-645 ADV, PROMOTIONS & DONATIONS   | 2,000.00          | 0.00              | 0.00                   | 0.00           | 2,000.00          |
| 02-5-04-647 LICENSES                      | 2,000.00          | 0.00              | 25.00                  | 1.25           | 1,975.00          |
| 02-5-04-648 IMMUNIZATIONS & PHYSICALS     | 500.00            | 0.00              | 436.00                 | 87.20          | 64.00             |
| 02-5-04-650 REPAIRS & MAINTENANCE - VEH & | 12,000.00         | 338.72            | 2,023.54               | 16.86          | 9,976.46          |
| 02-5-04-651 OPERATING EXPENSES - VEHICLES | 5,000.00          | 64.76             | 10,151.94              | 203.04 (       | 5,151.94)         |
| 02-5-04-686 EQUIPMENT RENTAL              | 200.00            | 0.00              | 0.00                   | 0.00           | 200.00            |
| 02-5-04-700 EQUIPMENT PURCHASES           | 33,574.00         | 11,931.59         | 23,359.50              | 69.58          | 10,214.50         |
| 02-5-04-725 ATHLETIC EQUIPMENT            | 45,000.00         | 3,396.64          | 26,002.59              | 57.78          | 18,997.41         |
| 02-5-04-895 CAPITAL LEASE PAYMENTS        | 40,000.00         | 3,372.68          | 33,753.37              | 84.38          | 6,246.63          |
| 02-5-04-899 MISCELLANEOUS                 | 0.00              | 0.00              | 5.00                   | 0.00 (         | 5.00)             |
| TOTAL PARKS & RECREATION DEPT             | 684,174.00        | 68,944.05         | 574,279.35             | 83.94          | 109,894.65        |
| <u>MUNICIPAL COURT</u>                    |                   |                   |                        |                |                   |
| 02-5-05-421 JUDGE'S SALARY                | 30,000.00         | 4,887.50          | 24,437.50              | 81.46          | 5,562.50          |
| 02-5-05-422 CLERK'S SALARY                | 111,638.00        | 7,230.76          | 91,352.95              | 81.83          | 20,285.05         |
| 02-5-05-502 PAYROLL TAX                   | 6,358.00          | 517.84            | 6,701.10               | 105.40 (       | 343.10)           |
| 02-5-05-503 GROUP INSURANCE               | 5,000.00          | 1,978.72          | 8,314.08               | 166.28 (       | 3,314.08)         |
| 02-5-05-504 PENSION EXPENSE               | 7,000.00          | 0.00              | 4,847.55               | 69.25          | 2,152.45          |
| 02-5-05-510 TRAVEL & TRAINING EXPENSE     | 500.00            | 0.00              | 0.00                   | 0.00           | 500.00            |
| 02-5-05-601 MATERIALS AND SUPPLIES        | 5,000.00          | 0.00              | 1,310.49               | 26.21          | 3,689.51          |
| 02-5-05-620 UTILITIES                     | 0.00              | 0.00              | 459.64                 | 0.00 (         | 459.64)           |
| 02-5-05-630 INSURANCE                     | 2,500.00          | 0.00              | 0.00                   | 0.00           | 2,500.00          |
| 02-5-05-640 DUES, MBRSHPS & SUBSCRIPTIONS | 0.00              | 0.00              | 225.00                 | 0.00 (         | 225.00)           |
| 02-5-05-648 IMMUNIZATIONS & PHYSICALS     | 0.00              | 0.00              | 32.00                  | 0.00 (         | 32.00)            |
| 02-5-05-899 MISCELLANEOUS                 | ( 62,500.00)      | 0.00              | ( 46,672.50)           | 74.68 (        | 15,827.50)        |
| TOTAL MUNICIPAL COURT                     | 105,496.00        | 14,614.82         | 91,007.81              | 86.27          | 14,488.19         |
| <u>JAIL DEPARTMENT</u>                    |                   |                   |                        |                |                   |
| 02-5-11-400 SALARIES                      | 150,000.00        | 9,291.90          | 101,603.15             | 67.74          | 48,396.85         |
| 02-5-11-455 TEMP SERVICE WAGES            | 50,000.00         | 0.00              | 36,913.20              | 73.83          | 13,086.80         |
| 02-5-11-502 PAYROLL TAX                   | 12,000.00         | 701.22            | 7,605.27               | 63.38          | 4,394.73          |
| 02-5-11-503 GROUP INSURANCE               | 15,000.00         | 4,092.45          | 30,145.62              | 200.97 (       | 15,145.62)        |
| 02-5-11-504 PENSION EXPENSE               | 1,250.00          | 214.48            | 1,843.76               | 147.50 (       | 593.76)           |
| 02-5-11-510 TRAVEL & TRAINING EXPENSE     | 2,000.00          | 0.00              | 0.00                   | 0.00           | 2,000.00          |
| 02-5-11-580 UNIFORM EXPENSE               | 1,000.00          | 0.00              | 0.00                   | 0.00           | 1,000.00          |
| 02-5-11-601 MATERIALS AND SUPPLIES        | 40,000.00         | 9,587.56          | 45,749.11              | 114.37 (       | 5,749.11)         |
| 02-5-11-619 BUILDING EXPENSE              | 3,000.00          | 0.00              | ( 5,041.04)            | 168.03-        | 8,041.04          |
| 02-5-11-620 UTILITIES                     | 20,800.00         | 620.11            | 6,302.69               | 30.30          | 14,497.31         |
| 02-5-11-630 INSURANCE                     | 200.00            | 103.00            | 103.00                 | 51.50          | 97.00             |
| 02-5-11-648 IMMUNIZATIONS & PHYSICALS     | 1,000.00          | 32.00             | 929.00                 | 92.90          | 71.00             |
| 02-5-11-655 JAIL MAINTENANCE FUND         | 25,000.00         | 1,305.41          | 17,098.76              | 68.40          | 7,901.24          |
| 02-5-11-659 INMATE MEDICAL                | 250.00            | 0.00              | 1,432.13               | 572.85 (       | 1,182.13)         |
| TOTAL JAIL DEPARTMENT                     | 321,500.00        | 25,948.13         | 244,684.65             | 76.11          | 76,815.35         |
| <u>CODE ENFORCEMENT</u>                   |                   |                   |                        |                |                   |
| 02-5-17-400 SALARIES                      | 85,000.00         | 6,772.60          | 71,814.13              | 84.49          | 13,185.87         |
| 02-5-17-455 TEMP SERVICE WAGES            | 10,280.00         | 4,000.00          | 6,000.00               | 58.37          | 4,280.00          |
| 02-5-17-502 PAYROLL TAX                   | 6,800.00          | 812.44            | 5,829.26               | 85.72          | 970.74            |
| 02-5-17-503 GROUP INSURANCE               | 5,000.00          | 1,333.26          | 5,944.73               | 118.89 (       | 944.73)           |
| 02-5-17-510 TRAVEL & TRAINING EXPENSE     | 5,000.00          | 0.00              | 300.00                 | 6.00           | 4,700.00          |

CITY OF OSCEOLA  
REVENUE & EXPENSE REPORT (UNAUDITED)  
AS OF: OCTOBER 31ST, 2021

## 02 -CITY GENERAL FUND

83.33% OF FISCAL YEAR

| DEPARTMENTAL EXPENDITURES                 | CURRENT<br>BUDGET | CURRENT<br>PERIOD | YEAR TO DATE<br>ACTUAL | % OF<br>BUDGET | BUDGET<br>BALANCE |
|---|-------------------|-------------------|------------------------|----------------|-------------------|
| 02-5-17-601 MATERIALS AND SUPPLIES        | 5,000.00          | 2,186.20          | 5,238.59               | 104.77 (       | 238.59)           |
| 02-5-17-647 LICENSES                      | 0.00              | 2,500.00          | 6,000.00               | 0.00 (         | 6,000.00)         |
| 02-5-17-650 REPAIRS & MAINTENANCE - VEH & | 0.00              | 44.00             | 573.62                 | 0.00 (         | 573.62)           |
| 02-5-17-651 OPERATING EXPENSES- VEHICLES  | 10,000.00         | 383.79            | 5,048.70               | 50.49          | 4,951.30          |
| 02-5-17-899 MISCELLANEOUS                 | 0.00              | 0.00              | 1,804.80               | 0.00 (         | 1,804.80)         |
| TOTAL CODE ENFORCEMENT                    | 127,080.00        | 18,032.29         | 108,553.83             | 85.42          | 18,526.17         |
| <u>GOLF COURSE FUND</u>                   |                   |                   |                        |                |                   |
| 02-5-18-400 SALARIES                      | 90,000.00         | 7,480.69          | 74,441.40              | 82.71          | 15,558.60         |
| 02-5-18-455 TEMP SERVICE WAGES            | 25,000.00         | 1,848.00          | 22,168.30              | 88.67          | 2,831.70          |
| 02-5-18-502 PAYROLL TAX                   | 7,200.00          | 559.43            | 5,560.00               | 77.22          | 1,640.00          |
| 02-5-18-503 GROUP INSURANCE               | 15,000.00         | 1,362.54          | 6,612.88               | 44.09          | 8,387.12          |
| 02-5-18-504 PENSION EXPENSE               | 3,270.00          | 285.20            | 2,848.86               | 87.12          | 421.14            |
| 02-5-18-515 SAFETY SUPPLIES               | 3,500.00          | 0.00              | 554.72                 | 15.85          | 2,945.28          |
| 02-5-18-601 MATERIALS AND SUPPLIES        | 25,000.00 (       | 10,913.53)        | 17,935.79              | 71.74          | 7,064.21          |
| 02-5-18-610 TELEPHONE                     | 5,000.00          | 871.50            | 3,400.46               | 68.01          | 1,599.54          |
| 02-5-18-619 BUILDING EXPENSE              | 0.00              | 71.50             | 4,019.79               | 0.00 (         | 4,019.79)         |
| 02-5-18-620 UTILITIES                     | 5,700.00          | 534.63            | 4,706.98               | 82.58          | 993.02            |
| 02-5-18-630 INSURANCE                     | 6,000.00          | 4,825.62          | 4,825.62               | 80.43          | 1,174.38          |
| 02-5-18-650 REPAIRS & MAINTENANCE - VEH & | 15,000.00         | 88.50             | 18,309.56              | 122.06 (       | 3,309.56)         |
| 02-5-18-651 OPERATING EXPENSES - VEHICLES | 3,000.00          | 1,173.28          | 4,841.98               | 161.40 (       | 1,841.98)         |
| 02-5-18-686 EQUIPMENT RENTAL              | 500.00            | 110.00            | 440.00                 | 88.00          | 60.00             |
| 02-5-18-700 EQUIPMENT PURCHASES           | 14,000.00         | 13,734.60         | 13,734.60              | 98.10          | 265.40            |
| 02-5-18-895 CAPITAL LEASE PAYMENTS        | 12,500.00         | 3,015.31          | 16,713.84              | 133.71 (       | 4,213.84)         |
| TOTAL GOLF COURSE FUND                    | 230,670.00        | 25,047.27         | 201,114.78             | 87.19          | 29,555.22         |
| <u>HUMANE SHELTER FUND</u>                |                   |                   |                        |                |                   |
| 02-5-19-400 SALARIES                      | 75,000.00         | 5,148.92          | 51,885.26              | 69.18          | 23,114.74         |
| 02-5-19-455 TEMP SERVICE WAGES            | 15,000.00         | 0.00              | 12,334.18              | 82.23          | 2,665.82          |
| 02-5-19-502 PAYROLL TAX                   | 6,000.00          | 387.48            | 3,901.93               | 65.03          | 2,098.07          |
| 02-5-19-503 GROUP INSURANCE               | 6,000.00          | 687.43            | 3,376.55               | 56.28          | 2,623.45          |
| 02-5-19-504 PENSION EXPENSE               | 1,250.00          | 99.46             | 993.16                 | 79.45          | 256.84            |
| 02-5-19-510 TRAVEL & TRAINING EXPENSE     | 250.00            | 0.00              | 0.00                   | 0.00           | 250.00            |
| 02-5-19-515 SAFETY SUPPLIES               | 200.00 (          | 3,099.82)         | 0.00                   | 0.00           | 200.00            |
| 02-5-19-580 UNIFORM EXPENSE               | 500.00            | 0.00              | 0.00                   | 0.00           | 500.00            |
| 02-5-19-601 MATERIALS AND SUPPLIES        | 20,000.00         | 5,258.52          | 21,087.53              | 105.44 (       | 1,087.53)         |
| 02-5-19-610 TELEPHONE                     | 9,800.00          | 710.24            | 3,009.78               | 30.71          | 6,790.22          |
| 02-5-19-611 VET BILLS                     | 7,500.00          | 434.25            | 4,049.25               | 53.99          | 3,450.75          |
| 02-5-19-619 BUILDING EXPENSE              | 2,500.00          | 283.60            | 1,325.63               | 53.03          | 1,174.37          |
| 02-5-19-620 UTILITIES                     | 3,600.00          | 300.02            | 2,814.89               | 78.19          | 785.11            |
| 02-5-19-630 INSURANCE                     | 1,500.00          | 388.38            | 388.38                 | 25.89          | 1,111.62          |
| 02-5-19-648 IMMUNIZATIONS & PHYSICALS     | 250.00            | 0.00              | 774.50                 | 309.80 (       | 524.50)           |
| 02-5-19-650 REPAIRS & MAINTENANCE - VEH & | 1,500.00          | 0.00              | 1,061.19               | 70.75          | 438.81            |
| 02-5-19-651 OPERATING EXPENSES - VEHICLES | 3,000.00          | 242.02            | 1,871.27               | 62.38          | 1,128.73          |
| 02-5-19-700 EQUIPMENT PURCHASES           | 8,500.00          | 0.00              | 0.00                   | 0.00           | 8,500.00          |
| TOTAL HUMANE SHELTER FUND                 | 162,350.00        | 10,840.50         | 108,873.50             | 67.06          | 53,476.50         |
| TOTAL EXPENDITURES                        | 5,911,131.00      | 508,582.33        | 4,587,112.07           | 77.60          | 1,324,018.93      |
| REVENUES OVER/(UNDER) EXPENDITURES        | ( 1,667,298.00) ( | 386,287.70)       | 523,935.22             | (              | 2,191,233.22)     |

03 -STREET FUND

| ACCOUNT #   | ACCOUNT DESCRIPTION                 | BALANCE       |
|---|-------------------------------------|---------------|
| <b>ASSETS</b>                                     |                                     |               |
| =====   |                                     |               |
| 03-106  | FNBEA-STREET FUND(9910)             | 136.70        |
| 03-115  | BANCORP-STREET FUND(0449)           | 280,803.85    |
| 03-130  | DUE TO/FROM OTHER FUNDS             | ( 421,033.24) |
|   |                                     | ( 140,092.69) |
| TOTAL ASSETS                                      |                                     | ( 140,092.69) |
|   |                                     | =====         |
| <b>LIABILITIES</b>                                |                                     |               |
| =====   |                                     |               |
| 03-201  | ACCOUNTS PAYABLE                    | 15,283.65     |
| 03-236  | ACCRUED WAGES                       | 20,261.67     |
|   | TOTAL LIABILITIES                   | 35,545.32     |
| <b>EQUITY</b>                                     |                                     |               |
| =====   |                                     |               |
| 03-291  | BEGINNING FUND BALANCE              | ( 89,539.64)  |
|   | TOTAL BEGINNING EQUITY              | ( 89,539.64)  |
| TOTAL REVENUE                                     |                                     | 535,771.84    |
| TOTAL EXPENSES                                    |                                     | 621,870.21    |
|   | TOTAL REVENUE OVER/(UNDER) EXPENSES | ( 86,098.37)  |
| TOTAL EQUITY & REV. OVER/(UNDER) EXP.             |                                     | ( 175,638.01) |
| TOTAL LIABILITIES, EQUITY & REV.OVER/(UNDER) EXP. |                                     | ( 140,092.69) |
|   |                                     | =====         |



CITY OF OSCEOLA  
REVENUE & EXPENSE REPORT (UNAUDITED)  
AS OF: OCTOBER 31ST, 2021

03 -STREET FUND  
FINANCIAL SUMMARY

83.33% OF FISCAL YEAR

|                                    | CURRENT<br>BUDGET | CURRENT<br>PERIOD | YEAR TO DATE<br>ACTUAL | % OF<br>BUDGET | BUDGET<br>BALANCE |
|------------------------------------|-------------------|-------------------|------------------------|----------------|-------------------|
| <u>REVENUE SUMMARY</u>             |                   |                   |                        |                |                   |
| STREET DEPT                        | <u>550,040.00</u> | <u>48,952.83</u>  | <u>535,771.84</u>      | <u>97.41</u>   | <u>14,268.16</u>  |
| TOTAL REVENUES                     | <u>550,040.00</u> | <u>48,952.83</u>  | <u>535,771.84</u>      | <u>97.41</u>   | <u>14,268.16</u>  |
|                                    | =====             | =====             | =====                  | =====          | =====             |
| <u>EXPENDITURE SUMMARY</u>         |                   |                   |                        |                |                   |
| STREET DEPT                        | <u>986,450.00</u> | <u>63,491.78</u>  | <u>621,870.21</u>      | <u>63.04</u>   | <u>364,579.79</u> |
| TOTAL EXPENDITURES                 | <u>986,450.00</u> | <u>63,491.78</u>  | <u>621,870.21</u>      | <u>63.04</u>   | <u>364,579.79</u> |
|                                    | =====             | =====             | =====                  | =====          | =====             |
| REVENUES OVER/(UNDER) EXPENDITURES | ( 436,410.00)     | ( 14,538.95)      | ( 86,098.37)           |                | ( 350,311.63)     |

CITY OF OSCEOLA  
REVENUE & EXPENSE REPORT (UNAUDITED)  
AS OF: OCTOBER 31ST, 2021

03 -STREET FUND

83.33% OF FISCAL YEAR

| REVENUES                                   | CURRENT<br>BUDGET | CURRENT<br>PERIOD | YEAR TO DATE<br>ACTUAL | % OF<br>BUDGET | BUDGET<br>BALANCE |
|--|-------------------|-------------------|------------------------|----------------|-------------------|
| <hr/>                                      |                   |                   |                        |                |                   |
| <u>STREET DEPT</u>                         |                   |                   |                        |                |                   |
| 03-4-06-314 GENERAL REVENUE (STATE OF ARK) | 0.00              | 0.00              | 33,339.45              | 0.00 (         | 33,339.45)        |
| 03-4-06-322 DEBRIS REMOVAL                 | 0.00              | 0.00              | 1,066.09               | 0.00 (         | 1,066.09)         |
| 03-4-06-386 STREET REVENUE TURNBACK        | 550,000.00        | 48,321.21         | 498,736.09             | 90.68          | 51,263.91         |
| 03-4-06-390 INTEREST INCOME                | 40.00             | 11.62             | 74.76                  | 186.90 (       | 34.76)            |
| 03-4-06-395 MISCELLANEOUS                  | 0.00              | 620.00            | 2,555.45               | 0.00 (         | 2,555.45)         |
| TOTAL STREET DEPT                          | 550,040.00        | 48,952.83         | 535,771.84             | 97.41          | 14,268.16         |
| <hr/>                                      |                   |                   |                        |                |                   |
| TOTAL REVENUES                             | 550,040.00        | 48,952.83         | 535,771.84             | 97.41          | 14,268.16         |
|  | =====             | =====             | =====                  | =====          | =====             |

## 03 -STREET FUND

83.33% OF FISCAL YEAR

| DEPARTMENTAL EXPENDITURES                 | CURRENT<br>BUDGET | CURRENT<br>PERIOD | YEAR TO DATE<br>ACTUAL | % OF<br>BUDGET | BUDGET<br>BALANCE |
|---|-------------------|-------------------|------------------------|----------------|-------------------|
| <u>STREET DEPT</u>                        |                   |                   |                        |                |                   |
| 03-5-06-441 WAGES-STREET EMPLOYEES        | 440,000.00        | 23,974.46         | 283,330.21             | 64.39          | 156,669.79        |
| 03-5-06-455 TEMP SERVICES WAGES           | 50,000.00         | 9,087.83          | 70,105.09              | 140.21 (       | 20,105.09)        |
| 03-5-06-502 PAYROLL TAX                   | 35,200.00         | 1,770.29          | 20,923.27              | 59.44          | 14,276.73         |
| 03-5-06-503 GROUP INSURANCE               | 60,000.00         | 5,388.65          | 30,700.71              | 51.17          | 29,299.29         |
| 03-5-06-504 PENSION EXPENSE               | 9,400.00          | 553.19            | 6,588.26               | 70.09          | 2,811.74          |
| 03-5-06-510 TRAVEL & TRAINING EXPENSE     | 2,000.00          | 0.00              | 0.00                   | 0.00           | 2,000.00          |
| 03-5-06-515 SAFETY SUPPLIES               | 2,500.00          | 342.87            | 4,831.77               | 193.27 (       | 2,331.77)         |
| 03-5-06-580 UNIFORM EXPENSE               | 3,200.00 (        | 24.00)            | 6,354.86               | 198.59 (       | 3,154.86)         |
| 03-5-06-601 MATERIALS AND SUPPLIES        | 20,000.00         | 848.30            | 14,208.18              | 71.04          | 5,791.82          |
| 03-5-06-610 TELEPHONE                     | 7,000.00          | 432.22            | 2,127.13               | 30.39          | 4,872.87          |
| 03-5-06-619 BUILDING EXPENSE              | 10,000.00         | 88.00             | 3,110.70               | 31.11          | 6,889.30          |
| 03-5-06-620 UTILITIES                     | 2,900.00          | 241.78            | 3,869.67               | 133.44 (       | 969.67)           |
| 03-5-06-630 INSURANCE                     | 30,000.00         | 8,753.68          | 8,753.68               | 29.18          | 21,246.32         |
| 03-5-06-640 DUES, MBRSHPS & SUBSCRIPTIONS | 250.00            | 131.98            | 131.98                 | 52.79          | 118.02            |
| 03-5-06-648 IMMUNIZATIONS & PHYSICALS     | 1,000.00          | 32.00             | 731.00                 | 73.10          | 269.00            |
| 03-5-06-650 REPAIRS & MAINTENANCE - VEH & | 50,000.00         | 4,970.05          | 34,391.19              | 68.78          | 15,608.81         |
| 03-5-06-651 OPERATING EXPENSES - VEHICLES | 40,000.00         | 2,915.67          | 62,606.92              | 156.52 (       | 22,606.92)        |
| 03-5-06-686 EQUIPMENT RENTAL              | 0.00              | 59.96             | 474.72                 | 0.00 (         | 474.72)           |
| 03-5-06-700 EQUIPMENT PURCHASES           | 20,000.00         | 0.00              | 19,100.00              | 95.50          | 900.00            |
| 03-5-06-750 ASPHALT                       | 82,500.00         | 0.00              | 870.86                 | 1.06           | 81,629.14         |
| 03-5-06-751 GRAVEL                        | 1,000.00          | 0.00              | 1,857.43               | 185.74 (       | 857.43)           |
| 03-5-06-752 CULVERTS & DRAINS, ETC.       | 1,500.00          | 925.88            | 925.88                 | 61.73          | 574.12            |
| 03-5-06-753 STREET-REPAIR CONTRACT        | 0.00              | 0.00              | 6,688.48               | 0.00 (         | 6,688.48)         |
| 03-5-06-755 STREET PAINTING               | 500.00            | 0.00              | 0.00                   | 0.00           | 500.00            |
| 03-5-06-756 SIGNS                         | 2,500.00          | 0.00              | 829.18                 | 33.17          | 1,670.82          |
| 03-5-06-840 DUMPING-DISPOSAL              | 60,000.00         | 2,993.26          | 38,076.20              | 63.46          | 21,923.80         |
| 03-5-06-895 CAPITAL LEASE PAYMENTS        | 45,000.00         | 5.71              | 179.86                 | 0.40           | 44,820.14         |
| 03-5-06-899 MISCELLANEOUS                 | 10,000.00         | 0.00              | 102.98                 | 1.03           | 9,897.02          |
| TOTAL STREET DEPT                         | 986,450.00        | 63,491.78         | 621,870.21             | 63.04          | 364,579.79        |
| <hr/>                                     |                   |                   |                        |                |                   |
| TOTAL EXPENDITURES                        | 986,450.00        | 63,491.78         | 621,870.21             | 63.04          | 364,579.79        |
| =====                                     |                   |                   |                        |                |                   |
| REVENUES OVER/ (UNDER) EXPENDITURES       | ( 436,410.00) (   | 14,538.95) (      | 86,098.37)             | (              | 350,311.63)       |

## 04 -SANITATION FUND

| ACCOUNT #          | ACCOUNT DESCRIPTION                               | BALANCE             |              |
|--------------------|---|---------------------|--------------|
| <b>ASSETS</b>      |   |                     |              |
| =====              |   |                     |              |
| 04-106             | FNBEA-SANITATION FUND(9929)                       | 2,321.92            |              |
| 04-107             | FNBEA SANITATION                                  | 4,987.95            |              |
| 04-114             | PREPAID INSURANCE                                 | 1,016.00            |              |
| 04-115             | BANCORP-SANITATION FUND(9951)                     | 42,749.32           |              |
| 04-130             | DUE TO/FROM OTHER FUNDS                           | ( 130,249.90)       |              |
| 04-185             | TOOLS AND EQUIPMENT                               | 2,308,496.28        |              |
| 04-188             | LAND PLANT SITE                                   | 47,257.70           |              |
| 04-189             | AUTO & TRUCKS                                     | 76,896.68           |              |
| 04-193             | WASTE TO ENERGY FACILITY                          | 1,444,544.38        |              |
| 04-194             | RESERVE FOR DEPR WASTE FACILIT                    | ( 2,368,481.27)     |              |
|                    |   | <u>1,429,539.06</u> |              |
|                    | TOTAL ASSETS                                      |                     | 1,429,539.06 |
|                    |   |                     | =====        |
| <b>LIABILITIES</b> |   |                     |              |
| =====              |   |                     |              |
| 04-201             | ACCOUNTS PAYABLE                                  | 20,783.26           |              |
| 04-232             | COMPENSATED ABSENCES                              | 8,923.20            |              |
| 04-236             | ACCRUED WAGES                                     | 15,529.27           |              |
| 04-241             | ACCRUED INTEREST PAYABLE                          | 841.75              |              |
| 04-263             | N/P BCS COMML GARBAGE TRUCK                       | 154,583.65          |              |
| 04-267             | N/P BCS KNUCKLEBOOM TRUCK                         | 78,690.01           |              |
| 04-269             | N/P BCS COMML ROLL-OFF                            | 73,239.38           |              |
| 04-270             | N/P BCS RESIDNTL GARBAGE TRUCK                    | 129,749.12          |              |
| 04-272             | N/P BCS JOHN DEERE BACKHOE                        | 823.19              |              |
|                    | TOTAL LIABILITIES                                 | <u>483,162.83</u>   |              |
| <b>EQUITY</b>      |   |                     |              |
| =====              |   |                     |              |
| 04-290             | RETAINED EARNINGS                                 | <u>1,045,240.62</u> |              |
|                    | TOTAL BEGINNING EQUITY                            | 1,045,240.62        |              |
|                    | TOTAL REVENUE                                     | 796,553.53          |              |
|                    | TOTAL EXPENSES                                    | <u>895,417.92</u>   |              |
|                    | TOTAL REVENUE OVER/(UNDER) EXPENSES               | ( 98,864.39)        |              |
|                    | TOTAL EQUITY & REV. OVER/(UNDER) EXP.             | <u>946,376.23</u>   |              |
|                    | TOTAL LIABILITIES, EQUITY & REV.OVER/(UNDER) EXP. |                     | 1,429,539.06 |
|                    |   |                     | =====        |

CITY OF OSCEOLA  
REVENUE & EXPENSE REPORT (UNAUDITED)  
AS OF: OCTOBER 31ST, 2021

04 -SANITATION FUND  
FINANCIAL SUMMARY

83.33% OF FISCAL YEAR

|                                    | CURRENT<br>BUDGET | CURRENT<br>PERIOD | YEAR TO DATE<br>ACTUAL | % OF<br>BUDGET | BUDGET<br>BALANCE |
|------------------------------------|-------------------|-------------------|------------------------|----------------|-------------------|
| <u>REVENUE SUMMARY</u>             |                   |                   |                        |                |                   |
| SANITATION                         | 850,050.00        | 71,116.84         | 703,662.13             | 82.78          | 146,387.87        |
| PEST CONTROL FUND                  | <u>108,000.00</u> | <u>9,337.35</u>   | <u>92,891.40</u>       | <u>86.01</u>   | <u>15,108.60</u>  |
| TOTAL REVENUES                     | 958,050.00        | 80,454.19         | 796,553.53             | 83.14          | 161,496.47        |
|                                    | =====             | =====             | =====                  | =====          | =====             |
| <u>EXPENDITURE SUMMARY</u>         |                   |                   |                        |                |                   |
| SANITATION                         | 943,200.00        | 72,581.80         | 816,034.98             | 86.52          | 127,165.02        |
| COMPOSTING DEPT                    | 5,500.00          | 0.00              | 501.90                 | 9.13           | 4,998.10          |
| PEST CONTROL FUND                  | <u>85,500.00</u>  | <u>7,875.45</u>   | <u>78,881.04</u>       | <u>92.26</u>   | <u>6,618.96</u>   |
| TOTAL EXPENDITURES                 | 1,034,200.00      | 80,457.25         | 895,417.92             | 86.58          | 138,782.08        |
|                                    | =====             | =====             | =====                  | =====          | =====             |
| REVENUES OVER/(UNDER) EXPENDITURES | ( 76,150.00)      | ( 3.06)           | ( 98,864.39)           |                | 22,714.39         |

CITY OF OSCEOLA  
REVENUE & EXPENSE REPORT (UNAUDITED)  
AS OF: OCTOBER 31ST, 2021

04 -SANITATION FUND

83.33% OF FISCAL YEAR

| REVENUES                    | CURRENT<br>BUDGET | CURRENT<br>PERIOD | YEAR TO DATE<br>ACTUAL | % OF<br>BUDGET | BUDGET<br>BALANCE |
|-----------------------------|-------------------|-------------------|------------------------|----------------|-------------------|
| <hr/>                       |                   |                   |                        |                |                   |
| <u>SANITATION</u>           |                   |                   |                        |                |                   |
| 04-4-07-300 SALES           | 850,000.00        | 70,845.60         | 701,495.37             | 82.53          | 148,504.63        |
| 04-4-07-390 INTEREST INCOME | 50.00             | 2.44              | 16.96                  | 33.92          | 33.04             |
| 04-4-07-395 MISCELLANEOUS   | 0.00              | 268.80            | 2,149.80               | 0.00           | ( 2,149.80)       |
| TOTAL SANITATION            | <u>850,050.00</u> | <u>71,116.84</u>  | <u>703,662.13</u>      | <u>82.78</u>   | <u>146,387.87</u> |
| <hr/>                       |                   |                   |                        |                |                   |
| <u>COMPOSTING DEPT</u>      |                   |                   |                        |                |                   |
| <hr/>                       |                   |                   |                        |                |                   |
| <u>PEST CONTROL FUND</u>    |                   |                   |                        |                |                   |
| 04-4-20-300 SALES           | <u>108,000.00</u> | <u>9,337.35</u>   | <u>92,891.40</u>       | <u>86.01</u>   | <u>15,108.60</u>  |
| TOTAL PEST CONTROL FUND     | <u>108,000.00</u> | <u>9,337.35</u>   | <u>92,891.40</u>       | <u>86.01</u>   | <u>15,108.60</u>  |
| <hr/>                       |                   |                   |                        |                |                   |
| TOTAL REVENUES              | <u>958,050.00</u> | <u>80,454.19</u>  | <u>796,553.53</u>      | <u>83.14</u>   | <u>161,496.47</u> |
|                             | =====             | =====             | =====                  | =====          | =====             |

CITY OF OSCEOLA  
REVENUE & EXPENSE REPORT (UNAUDITED)  
AS OF: OCTOBER 31ST, 2021

## 04 -SANITATION FUND

83.33% OF FISCAL YEAR

| DEPARTMENTAL EXPENDITURES                 | CURRENT<br>BUDGET | CURRENT<br>PERIOD | YEAR TO DATE<br>ACTUAL | % OF<br>BUDGET | BUDGET<br>BALANCE |
|---|-------------------|-------------------|------------------------|----------------|-------------------|
| <u>SANITATION</u>                         |                   |                   |                        |                |                   |
| 04-5-07-451 WAGES-GARBAGE COLLECTIONS     | 290,000.00        | 21,027.86         | 232,141.76             | 80.05          | 57,858.24         |
| 04-5-07-455 TEMP SERVICE WAGES            | 45,000.00         | 981.75            | 66,040.01              | 146.76 (       | 21,040.01)        |
| 04-5-07-502 PAYROLL TAX                   | 23,200.00         | 1,543.62          | 17,076.20              | 73.60          | 6,123.80          |
| 04-5-07-503 GROUP INSURANCE               | 35,000.00         | 4,710.50          | 22,235.92              | 63.53          | 12,764.08         |
| 04-5-07-504 PENSION EXPENSE               | 10,500.00         | 837.61            | 8,398.52               | 79.99          | 2,101.48          |
| 04-5-07-510 TRAVEL & TRAINING EXPENSE     | 750.00            | 0.00              | 500.00                 | 66.67          | 250.00            |
| 04-5-07-515 SAFETY SUPPLIES               | 5,000.00          | 342.86            | 5,212.20               | 104.24 (       | 212.20)           |
| 04-5-07-580 UNIFORM EXPENSE               | 5,000.00 (        | 48.00)            | 4,354.41               | 87.09          | 645.59            |
| 04-5-07-601 MATERIALS AND SUPPLIES        | 31,000.00         | 227.94            | 18,436.18              | 59.47          | 12,563.82         |
| 04-5-07-610 TELEPHONE                     | 4,500.00          | 391.59            | 1,943.35               | 43.19          | 2,556.65          |
| 04-5-07-619 BUILDING EXPENSE              | 4,000.00          | 88.00             | 3,056.77               | 76.42          | 943.23            |
| 04-5-07-620 UTILITIES                     | 2,500.00          | 113.19            | 1,182.04               | 47.28          | 1,317.96          |
| 04-5-07-630 INSURANCE                     | 22,500.00         | 5,705.95          | 5,705.95               | 25.36          | 16,794.05         |
| 04-5-07-642 GARBAGE BAGS                  | 20,000.00 (       | 10.00)            | 15,372.24              | 76.86          | 4,627.76          |
| 04-5-07-647 LICENSES                      | 1,000.00          | 345.00            | 1,036.84               | 103.68 (       | 36.84)            |
| 04-5-07-648 IMMUNIZATIONS & PHYSICALS     | 250.00            | 92.00             | 667.00                 | 266.80 (       | 417.00)           |
| 04-5-07-650 REPAIRS & MAINTENANCE - VEH & | 20,000.00         | 1,001.26          | 5,796.63               | 28.98          | 14,203.37         |
| 04-5-07-651 OPERATING EXPENSES - VEHICLES | 35,000.00         | 2,830.45          | 38,990.43              | 111.40 (       | 3,990.43)         |
| 04-5-07-686 EQUIPMENT RENTAL              | 0.00              | 59.95             | 474.65                 | 0.00 (         | 474.65)           |
| 04-5-07-764 DEPRECIATION EXPENSE          | 198,000.00        | 16,500.00         | 165,000.00             | 83.33          | 33,000.00         |
| 04-5-07-840 DUMPING-DISPOSAL              | 175,000.00        | 14,990.95         | 183,043.98             | 104.60 (       | 8,043.98)         |
| 04-5-07-886 INTEREST EXPENSE              | 15,000.00         | 849.32            | 19,309.95              | 128.73 (       | 4,309.95)         |
| 04-5-07-895 CAPITAL LEASE PAYMENTS        | 0.00              | 0.00              | 59.95                  | 0.00 (         | 59.95)            |
| TOTAL SANITATION                          | 943,200.00        | 72,581.80         | 816,034.98             | 86.52          | 127,165.02        |
| <u>COMPOSTING DEPT</u>                    |                   |                   |                        |                |                   |
| 04-5-10-601 MATERIALS AND SUPPLIES        | 250.00            | 0.00              | 65.99                  | 26.40          | 184.01            |
| 04-5-10-650 REPAIRS & MAINTENANCE - VEH & | 5,000.00          | 0.00              | 0.00                   | 0.00           | 5,000.00          |
| 04-5-10-651 OPERATING EXPENSES - VEHICLES | 250.00            | 0.00              | 435.91                 | 174.36 (       | 185.91)           |
| TOTAL COMPOSTING DEPT                     | 5,500.00          | 0.00              | 501.90                 | 9.13           | 4,998.10          |
| <u>PEST CONTROL FUND</u>                  |                   |                   |                        |                |                   |
| 04-5-20-601 MATERIALS AND SUPPLIES        | 500.00            | 0.00              | 0.00                   | 0.00           | 500.00            |
| 04-5-20-602 CHEMICALS AND SUPPLIES        | 85,000.00         | 7,875.45          | 78,754.55              | 92.65          | 6,245.45          |
| 04-5-20-619 BUILDING EXPENSE              | 0.00              | 0.00              | 126.49                 | 0.00 (         | 126.49)           |
| TOTAL PEST CONTROL FUND                   | 85,500.00         | 7,875.45          | 78,881.04              | 92.26          | 6,618.96          |
| <hr/>                                     |                   |                   |                        |                |                   |
| TOTAL EXPENDITURES                        | 1,034,200.00      | 80,457.25         | 895,417.92             | 86.58          | 138,782.08        |
| <hr/>                                     |                   |                   |                        |                |                   |
| REVENUES OVER/(UNDER) EXPENDITURES        | ( 76,150.00) (    | 3.06) (           | 98,864.39)             |                | 22,714.39         |

05 -AIRPORT FUND

| ACCOUNT #  | ACCOUNT DESCRIPTION             | BALANCE      |                  |
|--|---------------------------------|--------------|------------------|
| <u>ASSETS</u>                                      |                                 |              |                  |
| =====  |                                 |              |                  |
| 05-101   | REGIONS-AIRPORT OPERATING (680) | 7,246.58     |                  |
| 05-105   | BANCORP-AIRPORT GRANT (6248)    | 66,926.23    |                  |
| 05-130   | DUE TO/FROM OTHER FUNDS         | ( 23,285.98) |                  |
|  |                                 |              | <u>50,886.83</u> |
| TOTAL ASSETS                                       |                                 |              | 50,886.83        |
|  |                                 |              | =====            |
| <u>LIABILITIES</u>                                 |                                 |              |                  |
| =====  |                                 |              |                  |
| <u>EQUITY</u>                                      |                                 |              |                  |
| =====  |                                 |              |                  |
| 05-291   | BEGINNING FUND BALANCE          | 62,658.59    |                  |
|  | TOTAL BEGINNING EQUITY          | 62,658.59    |                  |
| TOTAL REVENUE                                      |                                 | 496,241.97   |                  |
| TOTAL EXPENSES                                     |                                 | 508,013.73   |                  |
| TOTAL REVENUE OVER/ (UNDER) EXPENSES               |                                 | ( 11,771.76) |                  |
| TOTAL EQUITY & REV. OVER/ (UNDER) EXP.             |                                 |              | <u>50,886.83</u> |
| TOTAL LIABILITIES, EQUITY & REV.OVER/ (UNDER) EXP. |                                 |              | 50,886.83        |
|  |                                 |              | =====            |



CITY OF OSCEOLA  
REVENUE & EXPENSE REPORT (UNAUDITED)  
AS OF: OCTOBER 31ST, 2021

05 -AIRPORT FUND  
FINANCIAL SUMMARY

83.33% OF FISCAL YEAR

|                                     | CURRENT<br>BUDGET | CURRENT<br>PERIOD | YEAR TO DATE<br>ACTUAL | % OF<br>BUDGET | BUDGET<br>BALANCE |
|-------------------------------------|-------------------|-------------------|------------------------|----------------|-------------------|
| <u>REVENUE SUMMARY</u>              |                   |                   |                        |                |                   |
| AIRPORT                             | 0.00              | 1,498.85          | 496,241.97             | 0.00           | ( 496,241.97)     |
| TOTAL REVENUES                      | 0.00              | 1,498.85          | 496,241.97             | 0.00           | ( 496,241.97)     |
|                                     | =====             | =====             | =====                  | =====          | =====             |
| <u>EXPENDITURE SUMMARY</u>          |                   |                   |                        |                |                   |
| AIRPORT                             | 11,000.00         | 285.07            | 508,013.73             | 4,618.31       | ( 497,013.73)     |
| TOTAL EXPENDITURES                  | 11,000.00         | 285.07            | 508,013.73             | 4,618.31       | ( 497,013.73)     |
|                                     | =====             | =====             | =====                  | =====          | =====             |
| REVENUES OVER/ (UNDER) EXPENDITURES | ( 11,000.00)      | 1,213.78          | ( 11,771.76)           |                | 771.76            |

CITY OF OSCEOLA  
REVENUE & EXPENSE REPORT (UNAUDITED)  
AS OF: OCTOBER 31ST, 2021

05 -AIRPORT FUND

83.33% OF FISCAL YEAR

| REVENUES                    | CURRENT<br>BUDGET | CURRENT<br>PERIOD | YEAR TO DATE<br>ACTUAL | % OF<br>BUDGET | BUDGET<br>BALANCE |
|-----------------------------|-------------------|-------------------|------------------------|----------------|-------------------|
| <hr/>                       |                   |                   |                        |                |                   |
| AIRPORT                     |                   |                   |                        |                |                   |
| 05-4-09-390 INTEREST INCOME | 0.00              | 2.84              | 24.36                  | 0.00 (         | 24.36)            |
| 05-4-09-391 RENTAL INCOME   | 0.00              | 1,000.00          | 2,000.00               | 0.00 (         | 2,000.00)         |
| 05-4-09-395 MISCELLANEOUS   | 0.00              | 496.01            | 2,148.61               | 0.00 (         | 2,148.61)         |
| 05-4-09-396 GRANT INCOME    | 0.00              | 0.00              | 492,069.00             | 0.00 (         | 492,069.00)       |
| TOTAL AIRPORT               | 0.00              | 1,498.85          | 496,241.97             | 0.00 (         | 496,241.97)       |
| <hr/>                       |                   |                   |                        |                |                   |
| TOTAL REVENUES              | 0.00              | 1,498.85          | 496,241.97             | 0.00 (         | 496,241.97)       |
|                             | =====             | =====             | =====                  | =====          | =====             |

CITY OF OSCEOLA  
REVENUE & EXPENSE REPORT (UNAUDITED)  
AS OF: OCTOBER 31ST, 2021

05 -AIRPORT FUND

83.33% OF FISCAL YEAR

| DEPARTMENTAL EXPENDITURES           | CURRENT<br>BUDGET | CURRENT<br>PERIOD | YEAR TO DATE<br>ACTUAL | % OF<br>BUDGET | BUDGET<br>BALANCE |
|-------------------------------------|-------------------|-------------------|------------------------|----------------|-------------------|
| <hr/>                               |                   |                   |                        |                |                   |
| <u>AIRPORT</u>                      |                   |                   |                        |                |                   |
| 05-5-09-503 GROUP INSURANCE         | 0.00              | 0.00              | 11.72                  | 0.00 (         | 11.72)            |
| 05-5-09-601 MATERIALS AND SUPPLIES  | 0.00              | 74.35             | 794.64                 | 0.00 (         | 794.64)           |
| 05-5-09-619 BUILDING EXPENSE        | 10,500.00         | 0.00              | 505,725.78             | 4,816.44 (     | 495,225.78)       |
| 05-5-09-620 UTILITIES               | 500.00            | 17.22             | 1,288.09               | 257.62 (       | 788.09)           |
| 05-5-09-630 INSURANCE               | 0.00              | 193.50            | 193.50                 | 0.00 (         | 193.50)           |
| TOTAL AIRPORT                       | 11,000.00         | 285.07            | 508,013.73             | 4,618.31 (     | 497,013.73)       |
| <hr/>                               |                   |                   |                        |                |                   |
| TOTAL EXPENDITURES                  | 11,000.00         | 285.07            | 508,013.73             | 4,618.31 (     | 497,013.73)       |
|                                     | =====             | =====             | =====                  | =====          | =====             |
| REVENUES OVER/ (UNDER) EXPENDITURES | ( 11,000.00)      | 1,213.78 (        | 11,771.76)             |                | 771.76            |

| DEPARTMENT       | FUND               | VENDOR NAME   | DESCRIPTION                | AMOUNT       |
|------------------|--------------------|---|----------------------------|--------------|
| NON-DEPARTMENTAL | OSCEOLA LIGHT & PO | FOUNTAIN PLUMBING<br>ACSC   | SEWER/INV#46154,           | 76.89        |
|                  |                    |   | CS# 087919999/066481613    | 488.00       |
|                  |                    |   | CS# 087919999/066481613    | 488.00       |
|                  |                    |   | CS#377659089               | 180.00       |
|                  |                    |   | CS#377659089               | 180.00       |
|                  |                    |   | COLLINS #008126025         | 193.00       |
|                  |                    |   | COLLINS #008126025         | 193.00       |
|                  |                    |   | OMLP 10/5/21 - 10/19/21    | 2,082.00     |
|                  |                    |   | CS#022394788               | 180.00       |
|                  |                    |   | CS#022394788               | 180.00       |
|                  |                    | DEPT OF FINANCE   | STATE W/H                  | 2,212.15     |
|                  |                    |   | STATE W/H                  | 2,268.11     |
|                  |                    | OMLP PAYROLL  | OMLP PY 10/07/21 BCS       | 5,519.40     |
|                  |                    |   | OMLP PY 10/07/21 REG DD    | 37,826.79    |
|                  |                    |   | OMLP PY 10/21/2021 BCS     | 5,095.38     |
|                  |                    |   | OMLP PY 10/21/2021 REG DD  | 39,788.79    |
|                  |                    | MISCELLANEOUS V RIVER OAK PARK INC.<br>PILGRIM, DORIS<br>MILLER, RASHIDA K<br>HARSHMAN RENTAL | 16-09300-01                | 401.88       |
|                  |                    |   | 24-12200-15                | 29.07        |
|                  |                    |   | 24-34700-11                | 62.49        |
|                  |                    |   | 13-16500-06                | 63.87        |
|                  |                    | TECHLINE LTD  | CUSTOMER#9006/INV#7050579- | 1,408.00     |
|                  |                    |   | PO#070637                  | 4,942.31     |
|                  |                    | CARINA TECHNOLOGY INC<br>COMMERCIAL COLLECTIONS   | OCT/INV#4485               | 38.70        |
|                  |                    |   | GARNISH T BAKER            | 125.16       |
|                  |                    |   | GARNISH T BAKER            | 125.16       |
|                  |                    |   | CIV 21-43 C. COOPER        | 248.93       |
|                  |                    |   | CIV 21-43 C. COOPER        | 248.93       |
|                  |                    | PROFESSIONAL CREDIT   | NO.470CV-2013-172 L COLLIN | 9.13         |
|                  |                    |   | NO.470CV-2013-172 L COLLIN | 9.13         |
|                  |                    | MJMEUC  | CUST#0003/INV#19275        | 714,675.55   |
|                  |                    | ENTERGY ARKANSAS INC.   | CUSTOMER#12188/INV#2256531 | 5,666.17     |
|                  |                    | BANCORPSOUTH EQUIP FINANCE  | BANCORPSOUTH EQUIP FINANCE | 5,050.46     |
|                  |                    | EFTPS   | FEDERAL W/H                | 5,421.84     |
|                  |                    |   | FEDERAL W/H                | 5,446.59     |
|                  |                    |   | FICA W/H                   | 3,708.67     |
|                  |                    |   | FICA W/H                   | 3,817.32     |
|                  |                    |   | MEDICARE W/H               | 867.35       |
|                  |                    |   | MEDICARE W/H               | 892.75       |
|                  |                    | BORDER STATES ELECTRIC SUPPLY<br>WHOLESALE ELECTRIC SUPPLY                                    | ACCT#135211/DOC#922813581  | 2,111.61     |
|                  |                    |   | PO#370649                  | 376.28       |
|                  |                    |   | PO#370647                  | 190.06       |
|                  |                    | MISSISSIPPI COUNTY ELECTRIC CORP, INC.<br>CORE & MAIN   | SERVICE#2363800/09-21/09-3 | 989,023.67   |
|                  |                    |   | WATER/INV#P604593          | 674.62       |
|                  |                    |   | WATER/INV#P654194          | 616.00       |
|                  |                    |   | WATER/INV#P646402          | 220.00       |
|                  |                    | WILLIAM SKAGGS<br>DIVISION OF CHILD SUPPORT ENFORCEMENT                                       | WILLIAM SKAGGS             | 391.23       |
|                  |                    |   | LEONARD #0004305311        | 190.59       |
|                  |                    |   | LEONARD #0004305311        | 190.59       |
|                  |                    | MARIA VILLENA   | MARIA VILLENA              | 120.00       |
|                  |                    |   | TOTAL:                     | 1,844,315.62 |
| ELECTRIC DEPT    | OSCEOLA LIGHT & PO | CAPITAL ONE<br>BUGMOBILE OF AR INC  | CAPITAL ONE                | 337.27       |
|                  |                    |   | ACCT#7212/INV#10899893     | 41.80        |
|                  |                    | KENNEMORE HOME  | ACCT#3464/INV#10899894     | 18.70        |
|                  |                    |   | ACCT#3465/INV#10900178     | 35.20        |
|                  |                    |   | ELECT/INV#139115,          | 18.40        |

| DEPARTMENT | FUND               | VENDOR NAME                           | DESCRIPTION                | AMOUNT    |
|------------|--------------------|---------------------------------------|----------------------------|-----------|
|            |                    |                                       | ELECT/INV# 139221,         | 44.97     |
|            |                    |                                       | ELECT/INV#139239,          | 10.77     |
|            |                    |                                       | ELECT/INV# 139254,         | 14.28     |
|            |                    |                                       | ELECT/INV# 139258          | 22.92     |
|            |                    |                                       | CREDIT                     | 4.95      |
|            |                    | LOWE'S BUSINESS ACCOUNT               | ACCT#821 3104 901373 8     | 366.36    |
|            |                    | LEGAL SHIELD                          | GROUP#0038187/10/10/21     | 25.90     |
|            |                    | AMERICAN HERITAGE LIFE                | 10/10/21/REENTRY#M01A12820 | 270.72    |
|            |                    |                                       | REENRY#M01A12844035/OCT/21 | 30.12     |
|            |                    | TIFCO INDUSTRIES                      | ELECTRIC/INV#71693188      | 590.21    |
|            |                    |                                       | ELECTRIC/INV#71700734      | 168.00    |
|            |                    | DENVER'S LEASING INC                  | ELECTRIC/INV#20495         | 148.51    |
|            |                    | O'REILLY AUTO STORES INC              | INV#1183-262822            | 26.37     |
|            |                    |                                       | INV#1183,263017,           | 295.36    |
|            |                    |                                       | INV#1183263372             | 264.62    |
|            |                    |                                       | INV#1183262744             | 8.79      |
|            |                    |                                       | INV#1183265391,            | 95.74     |
|            |                    | VERIZON WIRELESS                      | VERIZON WIRELESS           | 584.67    |
|            |                    |                                       | VERIZON WIRELESS           | 1,199.41  |
|            |                    | EFTPS                                 | FICA W/H                   | 1,639.98  |
|            |                    |                                       | FICA W/H                   | 1,656.23  |
|            |                    |                                       | MEDICARE W/H               | 383.55    |
|            |                    |                                       | MEDICARE W/H               | 387.35    |
|            |                    | AT#T                                  | AT#T                       | 105.47    |
|            |                    |                                       | AT#T ACCT 123845338        | 115.46    |
|            |                    | WHOLESALE ELECTRIC SUPPLY             | ELECT/P/O#70634            | 397.80    |
|            |                    | WEX FLEET UNIVERSAL                   | ACCT#0496-00-268617-8      | 61.88     |
|            |                    | BLACK HILLS ENERGY                    | ELECTRIC/ACCT#3160605542   | 26.60     |
|            |                    |                                       | ELECTRIC/ACCT#3160935397   | 36.46     |
|            |                    | MUNICIPAL HEALTH BENEFIT FUND PREMIUM | TRUST-GROUP 1-00082-000/OC | 6,615.00  |
|            |                    |                                       | NOV/INV#MHBP2021101500030  | 6,615.00  |
|            |                    | YIG ADMINISTRATION                    | SEPT/INV#30494             | 74.90     |
|            |                    | ARAMARK                               | CUSTOMER#5777623           | 249.55    |
|            |                    | ARKANSAS ELECTRIC COOPERATIVE COPR.   | SEPT.INV#PLUM POINT -20MW  | 20,554.70 |
|            |                    | VERIZON NETWORK FLEET, INC.           | VERIZON NETWORK FLEET, INC | 178.09    |
|            |                    | AT&T MOBILITY                         | AT&T MOBILITY              | 162.82    |
|            |                    |                                       | AT&T MOBILITY 28729112517  | 162.82    |
|            |                    | PARMAN ENERGY GROUP                   | PARMAN ENERGY GROUP        | 1,517.29  |
|            |                    | MISS CO HOSPITAL SYSTEM               | INV#831K15274/ELECT        | 92.00     |
|            |                    |                                       | TOTAL:                     | 45,656.99 |
| WATER DEPT | OSCEOLA LIGHT & PO | CAPITAL ONE                           | CAPITAL ONE                | 327.73    |
|            |                    | MID SOUTH SALES                       | WATER/INV#630783,          | 120.00    |
|            |                    |                                       | WATER/INV#630892,          | 972.16    |
|            |                    |                                       | WATER/INV#632967           | 6.55      |
|            |                    |                                       | WATER/INV#642049           | 1,381.07  |
|            |                    |                                       | WATER/INV#647063           | 13.78     |
|            |                    |                                       | WATER/INV#650754           | 932.40    |
|            |                    |                                       | WATER/INV#654057           | 15.48     |
|            |                    |                                       | WATER/INV#661121           | 35.05     |
|            |                    |                                       | WATER/INV#660823           | 1,175.96  |
|            |                    | FOUNTAIN PLUMBING                     | SEWER/INV#46115,           | 206.25    |
|            |                    |                                       | SEWER/INV#21092705,        | 311.93    |
|            |                    |                                       | SEWER/INV#46198            | 17.25     |
|            |                    | HENARD UTILITY PRODUCTS               | WATER/SEWER/INV#1068194    | 131.69    |
|            |                    | LEGAL SHIELD                          | GROUP#0038187/10/10/21     | 35.90     |

| DEPARTMENT | FUND               | VENDOR NAME                            | DESCRIPTION                | AMOUNT    |
|------------|--------------------|--|----------------------------|-----------|
|            |                    | AMERICAN HERITAGE LIFE                 | REENRY#M01A12844035/OCT/21 | 32.32     |
|            |                    | O'REILLY AUTO STORES INC               | WATER/INV#1183263550       | 54.08     |
|            |                    | APF FBO TEMPS PLUS                     | 10/5/21-INV#5224482        | 1,209.60  |
|            |                    |  | 10/12/21-INV#5226552       | 613.30    |
|            |                    |  | INV#5228895                | 613.20    |
|            |                    | UTILITY SERVICE CO INC                 | UTILITY SERVICE CO INC     | 11,526.98 |
|            |                    | VERIZON WIRELESS                       | VERIZON WIRELESS           | 53.32     |
|            |                    |  | VERIZON WIRELESS           | 53.26     |
|            |                    | EFTPS                                  | FICA W/H                   | 673.19    |
|            |                    |  | FICA W/H                   | 641.61    |
|            |                    |  | MEDICARE W/H               | 157.43    |
|            |                    |  | MEDICARE W/H               | 150.04    |
|            |                    | AT#T                                   | AT#T 296109851             | 63.28     |
|            |                    | TRI STATE INDUSTRIAL SUPPLY INC.       | WATER/INV#12034,           | 162.73    |
|            |                    |  | WATER/INV#12042            | 53.98     |
|            |                    |  | WATER/INV#11956            | 305.98    |
|            |                    | BLACK HILLS ENERGY                     | ACCT#2405111813            | 26.60     |
|            |                    | MUNICIPAL HEALTH BENEFIT FUND PREMIUM  | TRUST-GROUP 1-00082-000/OC | 1,530.00  |
|            |                    |  | NOV/INV#MHBP2021101500030  | 1,530.00  |
|            |                    | YIG ADMINISTRATION                     | SEPT/INV#30494             | 53.43     |
|            |                    | CORE & MAIN                            | WATER/INV#P587839          | 87.63     |
|            |                    | ARAMARK                                | CUSTOMER#5777652           | 160.56    |
|            |                    | VERIZON NETWORK FLEET, INC.            | VERIZON NETWORK FLEET, INC | 97.14     |
|            |                    | BRENNTAG MID-SOUTH, INC.               | INV#BMS978889/10/01/21-10/ | 743.33    |
|            |                    | AT&T MOBILITY                          | AT&T MOBILITY              | 162.82    |
|            |                    |  | AT&T MOBILITY 28729112517  | 162.82    |
|            |                    | PARMAN ENERGY GROUP                    | PARMAN ENERGY GROUP        | 600.13    |
|            |                    | AT&T                                   | AT&T                       | 2,020.10  |
|            |                    | MISS CO HOSPITAL SYSTEM                | INV#831K15274/WATER        | 92.00     |
|            |                    |  | TOTAL:                     | 29,314.06 |
| SEWER DEPT | OSCEOLA LIGHT & PO | CAPITAL ONE                            | CAPITAL ONE                | 316.54    |
|            |                    | FOUNTAIN PLUMBING                      | SEWER/INV#46176,           | 152.11    |
|            |                    | KENNEMORE HOME                         | SEWER/INV#138868,          | 397.18    |
|            |                    |  | SEWER/INV#139013           | 60.57     |
|            |                    | RABEN TIRE COMPANY INC.                | SEWER/INV#307-1001778      | 838.54    |
|            |                    | HENARD UTILITY PRODUCTS                | WATER/SEWER/INV#1068183    | 596.34    |
|            |                    | TENCARVA MACHINERY COMPANY             | SEWER/INV#905376           | 1,359.16  |
|            |                    |  | SEWER/INV#905841           | 893.81    |
|            |                    |  | SEWER/INV#905591           | 2,065.85  |
|            |                    | LEGAL SHIELD                           | GROUP#0038187/10/10/21     | 116.65    |
|            |                    | AMERICAN HERITAGE LIFE                 | 10/10/21/REENRY#M01A12820  | 29.84     |
|            |                    |  | REENRY#M01A12844035/OCT/21 | 206.48    |
|            |                    | VERIZON WIRELESS                       | VERIZON WIRELESS           | 163.97    |
|            |                    |  | VERIZON WIRELESS           | 163.37    |
|            |                    | EFTPS                                  | FICA W/H                   | 538.74    |
|            |                    |  | FICA W/H                   | 650.78    |
|            |                    |  | MEDICARE W/H               | 126.00    |
|            |                    |  | MEDICARE W/H               | 152.21    |
|            |                    | PRODUCTIVITY PLUS ACCOUNT              | INV#32576/SEWER            | 16.82     |
|            |                    | MISSISSIPPI COUNTY ELECTRIC CORP, INC. | ACCT#1010951               | 112.31    |
|            |                    | BLACK HILLS ENERGY                     | ACCT#4671391870/SEWER      | 36.46     |
|            |                    |  | ACCT#2995500039/SEWER      | 32.08     |
|            |                    | MUNICIPAL HEALTH BENEFIT FUND PREMIUM  | TRUST-GROUP 1-00082-000/OC | 2,077.50  |
|            |                    |  | NOV/INV#MHBP2021101500030  | 2,077.50  |
|            |                    | YIG ADMINISTRATION                     | SEPT/INV#30494             | 37.34     |

| DEPARTMENT     | FUND               | VENDOR NAME                           | DESCRIPTION                | AMOUNT    |
|----------------|--------------------|---------------------------------------|----------------------------|-----------|
|                |                    | VERIZON NETWORK FLEET, INC.           | VERIZON NETWORK FLEET, INC | 97.14     |
|                |                    | VISA                                  | S. WILSON/ACCT#3901        | 688.77    |
|                |                    |                                       | TOTAL:                     | 14,004.06 |
| ADMINISTRATION | OSCEOLA LIGHT & PO | CAPITAL ONE                           | CAPITAL ONE                | 141.46    |
|                |                    | BUGMOBILE OF AR INC                   | ACCT#10786                 | 105.60    |
|                |                    | QUILL CORP                            | ADMIN/INV#19691972,        | 32.68     |
|                |                    |                                       | ADMIN/INV#19712058         | 102.51    |
|                |                    |                                       | ADMIN/INV#19602105,        | 108.30    |
|                |                    |                                       | ADMIN/INV#19649684         | 49.49     |
|                |                    |                                       | ADMIN/INV#19649101         | 34.09     |
|                |                    |                                       | ADMIN/INV#19675186         | 405.90    |
|                |                    |                                       | INV#20017311,              | 183.44    |
|                |                    |                                       | INV#20065845               | 17.59     |
|                |                    | UNITED PARCEL SERVICE                 | INV#0000E5164141           | 21.76     |
|                |                    | ARKANSAS MUNICIPAL POWER ASSOCIATION  | INV#1796                   | 452.06    |
|                |                    | LOWE'S BUSINESS ACCOUNT               | ACCT#821 3104 901373 8     | 29.00     |
|                |                    |                                       | ACCT#821 3104 901373 8     | 20.55     |
|                |                    |                                       | ACCT#821 3104 901373 8     | 28.96     |
|                |                    | THOMAS SPEIGHT & NOBLE                | ID#15115                   | 8,340.00  |
|                |                    |                                       | ID#15115                   | 64.79     |
|                |                    | LEGAL SHIELD                          | GROUP#0038187/10/10/21     | 37.90     |
|                |                    | U.S. POSTAL SERVICE                   | U.S. POSTAL SERVICE        | 514.18    |
|                |                    |                                       | U.S. POSTAL SERVICE        | 414.92    |
|                |                    | AMERICAN HERITAGE LIFE                | 10/10/21/REENTRY#M01A12820 | 19.92     |
|                |                    |                                       | REENRY#M01A12844035/OCT/21 | 47.64     |
|                |                    | GREATAMERICA LEASING CORP             | GREATAMERICA LEASING CORP  | 503.80    |
|                |                    |                                       | GREATAMERICA LEASING CORP  | 126.51    |
|                |                    | MCCLELLAND CONSULTING ENGINEERS       | ADMIN/SURVEY/INV#215916-00 | 2,046.62  |
|                |                    | BANCORPSOUTH EQUIP FINANCE            | BANCORPSOUTH EQUIP FINANCE | 629.85    |
|                |                    | VERIZON WIRELESS                      | VERIZON WIRELESS           | 134.34    |
|                |                    |                                       | VERIZON WIRELESS           | 133.06    |
|                |                    | RISK ASSESSMENT GROUP                 | L/O/ INV#534752            | 162.50    |
|                |                    | EFTPS                                 | FICA W/H                   | 856.76    |
|                |                    |                                       | FICA W/H                   | 868.70    |
|                |                    |                                       | MEDICARE W/H               | 200.37    |
|                |                    |                                       | MEDICARE W/H               | 203.15    |
|                |                    | GREENPOINT Ag.LLC                     | INTEREST#2107              | 7.12      |
|                |                    | S.H.I.F.T.                            | S.H.I.F.T.                 | 1,125.00  |
|                |                    | BLACK HILLS ENERGY                    | OMLP/ACCT#2368913635       | 41.91     |
|                |                    |                                       | ADMIN/ACCT#2370102674      | 26.60     |
|                |                    | XEROX FINANCIAL SERVICES              | ADMIN/INV#2811049          | 144.60    |
|                |                    |                                       | ADMIN/INV#2811049          | 96.18     |
|                |                    |                                       | ADMIN/INV#2811049          | 97.99     |
|                |                    |                                       | ADMIN/INV#2811049          | 39.62     |
|                |                    | CONCORD PUBLISHING HOUSE              | #4885849                   | 63.00     |
|                |                    |                                       | #4886761                   | 84.00     |
|                |                    |                                       | #4886763                   | 105.00    |
|                |                    |                                       | #4886772                   | 126.00    |
|                |                    |                                       | #4897052                   | 84.00     |
|                |                    |                                       | #4897055                   | 105.00    |
|                |                    |                                       | #4897163                   | 84.00     |
|                |                    |                                       | #4900631                   | 84.00     |
|                |                    |                                       | #4903420                   | 42.00     |
|                |                    |                                       | #4905550                   | 84.00     |
|                |                    | MUNICIPAL HEALTH BENEFIT FUND PREMIUM | TRUST-GROUP 1-00082-000/OC | 3,990.00  |

| DEPARTMENT       | FUND              | VENDOR NAME        | DESCRIPTION                | AMOUNT    |
|------------------|-------------------|--------------------|----------------------------|-----------|
|                  |                   |                    | NOV/INV#MHBP2021101500030  | 4,837.50  |
|                  |                   | YIG ADMINISTRATION | SEPT/INV#30494             | 68.30     |
|                  |                   | OST, LLC.          | INV#11921                  | 32.00     |
|                  |                   | ARAMARK            | CUSTOMER#5777575           | 160.56    |
|                  |                   | VISA               | S. WILSON/ACCT#3901        | 16.48     |
|                  |                   |                    | S. WILSON/ACCT#3901        | 14.29     |
|                  |                   |                    | S. WILSON/ACCT#3901        | 49.03     |
|                  |                   |                    | CREDIT VOUCHER             | 357.37-   |
|                  |                   | AT&T MOBILITY      | AT&T MOBILITY              | 162.82    |
|                  |                   |                    | AT&T MOBILITY 28729112517  | 162.82    |
|                  |                   | AT&T               | AT&T                       | 476.92    |
|                  |                   | NAPA AUTO PARTS    | INT#371                    | 0.66      |
|                  |                   | EDWARD RICHARDSON  | POSTAL CERTIFIED LETTER    | 23.35     |
|                  |                   | ALLY IT            | CITY HALL/INV#23854        | 2,761.00  |
|                  |                   | TECHNICAL VENTURES | TECHNICAL VENTURES         | 4,100.00  |
|                  |                   |                    | TECHNICAL VENTURES         | 2,800.00  |
|                  |                   |                    | TOTAL:                     | 38,776.78 |
| NON-DEPARTMENTAL | CITY GENERAL FUND | ACSC               | CITY OF OSCEOLA 10/5 - 10/ | 3,513.38  |
|                  |                   |                    | CS# 753128700 C NEWELL     | 232.00    |
|                  |                   |                    | CS# 753128700 C NEWELL     | 232.00    |
|                  |                   |                    | N.MOODY CS# 638974059      | 234.00    |
|                  |                   |                    | N.MOODY CS# 638974059      | 234.00    |
|                  |                   |                    | CASE# 418593212 J. RINEY   | 210.00    |
|                  |                   |                    | CASE# 418593212 J. RINEY   | 210.00    |
|                  |                   |                    | CS#893240601 N MOODY       | 200.00    |
|                  |                   |                    | CS#893240601 N MOODY       | 200.00    |
|                  |                   |                    | K.KEY CASE#751055322       | 144.00    |
|                  |                   |                    | K.KEY CASE#751055322       | 144.00    |
|                  |                   |                    | CS# 594189372              | 63.69     |
|                  |                   |                    | CS# 594189372              | 63.69     |
|                  |                   |                    | 540860773                  | 185.00    |
|                  |                   |                    | 540860773                  | 185.00    |
|                  |                   |                    | CS# 908264349 C MILLER     | 216.00    |
|                  |                   |                    | CS# 908264349 C MILLER     | 216.00    |
|                  |                   |                    | 263043053                  | 172.00    |
|                  |                   |                    | 263043053                  | 172.00    |
|                  |                   |                    | CASE#058477764 K.KEY       | 100.00    |
|                  |                   |                    | CASE#058477764 K.KEY       | 100.00    |
|                  |                   | OSCEOLA FIRE DEPT  | FIREMAN FUND               | 320.73    |
|                  |                   |                    | FIREMAN FUND               | 241.54    |
|                  |                   | DEPT OF FINANCE    | STATE W/H                  | 5,092.21  |
|                  |                   |                    | STATE W/H                  | 285.02    |
|                  |                   |                    | STATE W/H                  | 5,361.18  |
|                  |                   | CITY PAYROLL       | CITY PY 10/07/21 BCS       | 15,649.99 |
|                  |                   |                    | CITY PY 10/07/2021 REG DD  | 86,430.42 |
|                  |                   |                    | ELECTED OFF PY BCS 10/25/2 | 1,434.02  |
|                  |                   |                    | ELECTED OFF PY REG DD 10/2 | 6,955.78  |
|                  |                   |                    | CITY RETIREE REGDD PY 10/2 | 3,816.05  |
|                  |                   |                    | CITY PY 10/21/2021 BCS     | 16,128.70 |
|                  |                   |                    | CITY PY 10/21/2021 REG DD  | 91,290.71 |
|                  |                   | EFTPS              | FEDERAL W/H                | 11,329.46 |
|                  |                   |                    | FEDERAL W/H                | 1,123.18  |
|                  |                   |                    | FEDERAL W/H                | 11,997.42 |
|                  |                   |                    | FICA W/H                   | 6,943.07  |
|                  |                   |                    | FICA W/H                   | 660.43    |



| DEPARTMENT     | FUND              | VENDOR NAME                           | DESCRIPTION                | AMOUNT     |
|----------------|-------------------|---------------------------------------|----------------------------|------------|
|                |                   |                                       | FICA W/H                   | 7,074.39   |
|                |                   |                                       | MEDICARE W/H               | 1,972.33   |
|                |                   |                                       | MEDICARE W/H               | 154.45     |
|                |                   |                                       | MEDICARE W/H               | 2,069.44   |
|                |                   | BUD GORE                              | BUD GORE                   | 327.46     |
|                |                   |                                       | TOTAL:                     | 283,684.74 |
| ADMINISTRATION | CITY GENERAL FUND | CAPITAL ONE                           | CAPITAL ONE                | 74.44      |
|                |                   |                                       | CAPITAL ONE                | 50.45      |
|                |                   | BUGMOBILE OF AR INC                   | ACCT#13957/SENIOR CITIZEN  | 41.80      |
|                |                   |                                       | ACCT#3459/INV#10899831     | 203.50     |
|                |                   | HINSON'S DISPLAY SIGNS, INC           | 2021 CAR SHOW BILLBOARD/   | 1,540.00   |
|                |                   | AMERICAN HERITAGE LIFE                | 10/10/21/REENTRY#M01A12820 | 218.88     |
|                |                   |                                       | 10/10/21/REENTRY#M01A12820 | 75.68      |
|                |                   |                                       | REENRY#M01A12844035/OCT/21 | 44.16      |
|                |                   | PROTECTIVE LIFE AGENT FOR             | OCT/ACCT#265787 POO        | 18.64      |
|                |                   | MISSISSIPPI COUNTY                    | MISSISSIPPI COUNTY         | 166,048.00 |
|                |                   | MEMPHIS COMMUNICATIONS CORP           | MEMPHIS COMMUNICATIONS COR | 322.43     |
|                |                   | MAIN STREET OSCEOLA, INC              | MAIN STREET OSCEOLA, INC   | 7,375.00   |
|                |                   | VERIZON WIRELESS                      | VERIZON WIRELESS           | 126.56     |
|                |                   |                                       | VERIZON WIRELESS           | 481.42     |
|                |                   | ARKANSAS DELTA BYWAYS                 | 2022/HALF PAGE/AR.TRAVEL G | 2,995.00   |
|                |                   |                                       | 2022/ARK. MOTORCYCLING GUI | 909.00     |
|                |                   | TYLER DUNEGAN                         | TRAVEL REIMBURSEMENT/      | 485.96     |
|                |                   | EFTPS                                 | FICA W/H                   | 660.43     |
|                |                   |                                       | MEDICARE W/H               | 154.45     |
|                |                   | ARKANSAS MUNICIPAL LEAGUE AD&D PLAN   | 2022 AML & ALL MLDP SERVIC | 24,456.00  |
|                |                   |                                       | 2021                       | 1,640.00   |
|                |                   | PRODUCTIVITY PLUS ACCOUNT             | FINANCE CHARGE/LATE FEE    | 25.00      |
|                |                   |                                       | FINANCE CHARGE/LATE FEE    | 26.78      |
|                |                   | MUNICIPAL HEALTH BENEFIT FUND PREMIUM | TRUST-GROUP 1-00082-000/OC | 1,912.50   |
|                |                   |                                       | TRUST-GROUP 1-00082-000/OC | 2,295.00   |
|                |                   |                                       | NOV/INV#MHBP2021101500030  | 1,912.50   |
|                |                   |                                       | NOV/INV#MHBP2021101500030  | 2,295.00   |
|                |                   | YIG ADMINISTRATION                    | SEPT/INV#30494             | 44.94      |
|                |                   |                                       | SEPT/INV#30494             | 14.98      |
|                |                   | VERIZON NETWORK FLEET, INC.           | VERIZON NETWORK FLEET, INC | 16.19      |
|                |                   | VISA                                  | S. WILSON/ACCT#3901        | 59.67      |
|                |                   |                                       | S. WILSON/ACCT#3901        | 9.90       |
|                |                   | DEAN TECHNOLOGIES.                    | YEAR 2020/INV#DATE09/20/20 | 1,481.25   |
|                |                   |                                       | 2019/JULY-DEC./INV#001-000 | 2,062.50   |
|                |                   |                                       | YEAR 2021/JAN-AUF/INV#001- | 3,750.00   |
|                |                   | BARCLAYS                              | BARCLAYS                   | 7.70       |
|                |                   |                                       | BARCLAYS                   | 53.54      |
|                |                   |                                       | BARCLAYS                   | 14.29      |
|                |                   |                                       | BARCLAYS                   | 38.75      |
|                |                   |                                       | BARCLAYS                   | 14.29      |
|                |                   | DAVID BURNETT                         | OCTOBER EXPENSE            | 1,675.00   |
|                |                   | GARY'S PIZZA                          | 3RD INSTALLMENT/INV#10/4/2 | 3,000.00   |
|                |                   | HASTINGS LAWN SERVICE                 | INV#1215                   | 90.00      |
|                |                   |                                       | TOTAL:                     | 228,721.58 |
| POLICE DEPT    | CITY GENERAL FUND | H & H BUSINESS MACHINES               | OPD/INV#140166,            | 395.02     |
|                |                   |                                       | OPD/INV# 140328,           | 145.99     |
|                |                   |                                       | OPD/INV#140329             | 119.70     |
|                |                   | CAPITAL ONE                           | CAPITAL ONE                | 107.97     |

| DEPARTMENT | FUND | VENDOR NAME                           | DESCRIPTION                | AMOUNT    |
|------------|------|---------------------------------------|----------------------------|-----------|
|            |      | FOUNTAIN PLUMBING                     | OPD/INV#21091401           | 333.58    |
|            |      | KENNEMORE HOME                        | OPD/INV#139040,            | 77.96     |
|            |      |                                       | OPD/INV#139047             | 14.51     |
|            |      |                                       | INV#138382                 | 4.40      |
|            |      | GALLS, LLC                            | OPD/ORDER#1681277          | 130.19    |
|            |      |                                       | OPD/INV#,019119622         | 929.29    |
|            |      |                                       | OPD/INV#,019248892,        | 343.88    |
|            |      |                                       | OPD/INV#,019248890         | 18.43     |
|            |      |                                       | OPD/INV#,019248894,        | 36.87     |
|            |      |                                       | OPD/INV#,019258261         | 929.29    |
|            |      | AR CRIME INFO CENTER                  | OPD/SEPT 2021/INV#18715402 | 83.72     |
|            |      |                                       | OPD/SEPT INV#18711311      | 89.85     |
|            |      | PEGGY MEATTE, COUNTY TREASURER        | PEGGY MEATTE, COUNTY TREAS | 7,090.13  |
|            |      | LEGAL SHIELD                          | GROUP#0038187/10/10/21     | 312.25    |
|            |      | CLAYTONS BODY SHOP                    | OPD/ID#6207/MITCHELL#91166 | 6,751.59  |
|            |      | DEPT OF FINANCE & ADMIN               | DEPT OF FINANCE & ADMIN    | 1,348.97  |
|            |      |                                       | DEPT OF FINANCE & ADMIN    | 476.00    |
|            |      |                                       | DEPT OF FINANCE & ADMIN    | 1,585.65  |
|            |      |                                       | DEPT OF FINANCE & ADMIN    | 75.00     |
|            |      |                                       | DEPT OF FINANCE & ADMIN    | 4,756.93  |
|            |      | AMERICAN HERITAGE LIFE                | 10/10/21/REENTRY#M01A12820 | 373.16    |
|            |      | AT&T LONG DISTANCE                    | AT&T LONG DISTANCE         | 180.12    |
|            |      |                                       | AT&T LONG DISTANCE         | 1.49      |
|            |      |                                       | AT&T LONG DISTANCE         | 124.81    |
|            |      | LEXISNEXIS RISK DATA MANAGEMENT       | INV#1258434-20210731       | 34.00     |
|            |      | ARKANSAS STATE TREASURY               | ARKANSAS STATE TREASURY    | 80.00     |
|            |      |                                       | ARKANSAS STATE TREASURY    | 125.00    |
|            |      | RITTER COMMUNICATIONS                 | OPD/ACCT#00197967-3        | 170.95    |
|            |      | VERIZON WIRELESS                      | VERIZON WIRELESS           | 607.92    |
|            |      |                                       | VERIZON WIRELESS           | 963.76    |
|            |      | AT&T                                  | AT&T                       | 1,337.14  |
|            |      |                                       | AT&T                       | 715.82    |
|            |      | EFTPS                                 | FICA W/H                   | 3,165.95  |
|            |      |                                       | FICA W/H                   | 3,158.44  |
|            |      |                                       | MEDICARE W/H               | 740.44    |
|            |      |                                       | MEDICARE W/H               | 738.65    |
|            |      | RITTER COMMUNICATIONS                 | OPD/ACCT#003-0977855-000   | 162.75    |
|            |      | BLACK HILLS ENERGY                    | OPD/ACCT#0565555791        | 149.29    |
|            |      | MUNICIPAL HEALTH BENEFIT FUND PREMIUM | TRUST-GROUP 1-00082-000/OC | 7,897.50  |
|            |      |                                       | NOV/INV#MHBFP2021101500030 | 7,815.00  |
|            |      | YIG ADMINISTRATION                    | SEPT/INV#30494             | 201.61    |
|            |      | OST, LLC.                             | INV#11921                  | 32.00     |
|            |      |                                       | INV#11921                  | 32.00     |
|            |      | ARAMARK                               | CUSTOMER#5777610           | 124.88    |
|            |      | VERIZON NETWORK FLEET, INC.           | VERIZON NETWORK FLEET, INC | 518.08    |
|            |      | VISA                                  | S. WILSON/ACCT#3901        | 453.99    |
|            |      | PARMAN ENERGY GROUP                   | PARMAN ENERGY GROUP        | 1,986.48  |
|            |      | MISS CO HOSPITAL SYSTEM               | INV#831K15274/OPD          | 92.00     |
|            |      | DANIEL GILCHRIST                      | OPD/ACCT#YDJ               | 450.00    |
|            |      | MIKE COSTELLO                         | MIKE COSTELLO              | 4,800.00  |
|            |      |                                       | MIKE COSTELLO              | 1,927.00  |
|            |      | FRANK FLETCHER DODGE CHRYSLER JEEP OF | OPD/INV#268198             | 143.22    |
|            |      | VIRGIL GREEN                          | OPD/TRAVEL EXPENSE/INTERVI | 520.00    |
|            |      |                                       | PRE-EMPLOYMENT OPD         | 131.00    |
|            |      |                                       | TOTAL:                     | 66,111.62 |

| DEPARTMENT                               | FUND              | VENDOR NAME                           | DESCRIPTION                | AMOUNT    |
|--|-------------------|---------------------------------------|----------------------------|-----------|
| FIRE DEPT                                | CITY GENERAL FUND | CAPITAL ONE                           | CAPITAL ONE                | 334.08    |
|  |                   | BUGMOBILE OF AR INC                   | ACCT#17417/FIRE            | 28.60     |
|  |                   |                                       | ACCT#17417/FIRE            | 82.50     |
|  |                   | FOUNTAIN PLUMBING                     | FIRE/INV#46171             | 38.75     |
|  |                   | KENNEMORE HOME                        | FIRE/INV#138982,           | 93.83     |
|  |                   |                                       | FIRE/INV#139215            | 46.07     |
|  |                   | LOWE'S BUSINESS ACCOUNT               | ACCT#821 3104 901373 8     | 595.31    |
|  |                   |                                       | ACCT#821 3104 901373 8     | 166.63    |
|  |                   |                                       | ACCT#821 3104 901373 8     | 47.17     |
|  |                   | LEGAL SHIELD                          | GROUP#0038187/10/10/21     | 260.10    |
|  |                   | AMERICAN HERITAGE LIFE                | 10/10/21/REENTRY#M01A12820 | 235.56    |
|  |                   | ACE GLASS REPAIR                      | FIRE/INV#153185            | 337.03    |
|  |                   | DENVER'S LEASING INC                  | FIRE/INV#20494             | 148.51    |
|  |                   | PARAGOULD CAP COMPANY                 | FIRE/PO # 026679           | 1,234.00  |
|  |                   | RITTER COMMUNICATIONS                 | FIRE/ACCT#00010096-5       | 79.98     |
|  |                   | O'REILLY AUTO STORES INC              | FIRE/INV#118263321CUST#138 | 30.77     |
|  |                   | BLYTHEVILLE SHEET METAL               | OPAR/INV#51065             | 66.00     |
|  |                   | VERIZON WIRELESS                      | VERIZON WIRELESS           | 27.43     |
|  |                   |                                       | VERIZON WIRELESS           | 27.17     |
|  |                   | AT&T                                  | AT&T                       | 254.93    |
|  |                   | EFTPS                                 | FICA W/H                   | 223.19    |
|  |                   |                                       | FICA W/H                   | 193.03    |
|  |                   |                                       | MEDICARE W/H               | 400.74    |
|  |                   |                                       | MEDICARE W/H               | 460.14    |
|  |                   | OSCEOLA PRINTING & OFFICE SUPPLY      | FIRE/INV#1365              | 352.00    |
|  |                   | MUNICIPAL EMERGENCY SERVICES          | FIRE/INV#IN1603112/C68308  | 297.00    |
|  |                   | BLACK HILLS ENERGY                    | FIRE/ACCT#3058085607       | 51.78     |
|  |                   |                                       | FIRE/ACCT#3057380332       | 36.46     |
|  |                   | MUNICIPAL HEALTH BENEFIT FUND PREMIUM | TRUST-GROUP 1-00082-000/OC | 4,372.50  |
|  |                   |                                       | NOV/INV#MHBFP2021101500030 | 5,520.00  |
|  |                   | YIG ADMINISTRATION                    | SEPT/INV#30494             | 112.35    |
|  |                   | OST, LLC.                             | INV#11921                  | 32.00     |
|  |                   | VERIZON NETWORK FLEET, INC.           | VERIZON NETWORK FLEET, INC | 32.38     |
|  |                   | NAFECO                                | FIRE/INV#1102557           | 299.81    |
|  |                   |                                       | FIRE/INV#1100357,          | 87.61     |
|  |                   |                                       | FIRE/INV# 1100376,         | 43.81     |
|  |                   |                                       | INTEREST CHARGE            | 1.97      |
|  |                   | AT&T MOBILITY                         | AT&T MOBILITY              | 162.80    |
|  |                   |                                       | AT&T MOBILITY 28729112517  | 162.80    |
|  |                   | PARMAN ENERGY GROUP                   | PARMAN ENERGY GROUP        | 698.77    |
|  |                   | ASSOCIATED RADIOLOGISTS LTD           | ROBINSON, Z/FIRE/ID:123755 | 31.00     |
|  |                   |                                       | TOTAL:                     | 17,706.56 |
| PARKS & RECREATION DEP CITY GENERAL FUND |                   | CAPITAL ONE                           | CAPITAL ONE                | 998.41    |
|  |                   | HENDERSON HEAT & AIR                  | OPAR/INV#2663              | 115.00    |
|  |                   | KENNEMORE HOME                        | OPAR/INV#138937,           | 11.20     |
|  |                   |                                       | OPAR/INV# 139106,          | 4.72      |
|  |                   |                                       | OPAR/INV#139130            | 24.19     |
|  |                   |                                       | OPAR/INV#139134            | 97.83     |
|  |                   |                                       | OPAR/INV#139186            | 295.68    |
|  |                   |                                       | OPAR/INV#139259            | 76.93     |
|  |                   | LOWE'S BUSINESS ACCOUNT               | ACCT#821 3104 901373 8     | 46.12     |
|  |                   |                                       | ACCT#821 3104 901373 8     | 408.35    |
|  |                   |                                       | ACCT#821 3104 901373 8     | 124.91    |
|  |                   | SPORTS HALL                           | OPAR/INV#00004198,         | 1,949.47  |
|  |                   |                                       | OPAR/INV#00004212          | 1,447.17  |
|  |                   |                                       |                            |           |
|  |                   |                                       |                            |           |
|  |                   |                                       |                            |           |

| DEPARTMENT      | FUND              | VENDOR NAME                           | DESCRIPTION                | AMOUNT    |
|-----------------|-------------------|---------------------------------------|----------------------------|-----------|
|                 |                   | LEGAL SHIELD                          | GROUP#0038187/10/10/21     | 78.75     |
|                 |                   | HINSON'S DISPLAY SIGNS, INC           | HINSON'S DISPLAY SIGNS, IN | 11,931.59 |
|                 |                   | LADD'S                                | OPAR/INV#01-228943         | 102.05    |
|                 |                   | AMERICAN HERITAGE LIFE                | 10/10/21/REENTRY#M01A12820 | 202.72    |
|                 |                   | RITTER COMMUNICATIONS                 | OPAR/INV#201117010         | 104.94    |
|                 |                   | O'REILLY AUTO STORES INC              | INV# 1183262945            | 88.51     |
|                 |                   | C & S CLEANING LLC                    | OPAR/INV#287516            | 196.42    |
|                 |                   | PNC EQUIPMENT FINANCE                 | PNC EQUIPMENT FINANCE      | 1,365.73  |
|                 |                   |                                       | PNC EQUIPMENT FINANCE      | 48.95     |
|                 |                   |                                       | PNC EQUIPMENT FINANCE      | 979.00    |
|                 |                   | VERIZON WIRELESS                      | VERIZON WIRELESS           | 138.83    |
|                 |                   |                                       | VERIZON WIRELESS           | 138.67    |
|                 |                   | EFTPS                                 | FICA W/H                   | 814.61    |
|                 |                   |                                       | FICA W/H                   | 849.65    |
|                 |                   |                                       | MEDICARE W/H               | 190.51    |
|                 |                   |                                       | MEDICARE W/H               | 198.69    |
|                 |                   | GREENPOINT Ag.LLC                     | INV#1148842,               | 146.17    |
|                 |                   |                                       | INV#1161610,               | 1,045.00  |
|                 |                   | WEX FLEET UNIVERSAL                   | OPAR/SEPT./INV#74740553    | 616.81    |
|                 |                   | MUNICIPAL HEALTH BENEFIT FUND PREMIUM | TRUST-GROUP 1-00082-000/OC | 3,690.00  |
|                 |                   |                                       | NOV/INV#MHBP2021101500030  | 3,690.00  |
|                 |                   | YIG ADMINISTRATION                    | SEPT/INV#30494             | 44.94     |
|                 |                   | PIONEER MANUFACTURING CO.             | OPAR/INV#808271            | 468.16    |
|                 |                   | ARAMARK                               | CUSTOMER#5777594           | 320.85    |
|                 |                   | VERIZON NETWORK FLEET, INC.           | VERIZON NETWORK FLEET, INC | 64.76     |
|                 |                   | AT&T MOBILITY                         | AT&T MOBILITY              | 162.82    |
|                 |                   |                                       | AT&T MOBILITY 28729112517  | 162.82    |
|                 |                   | NAPA AUTO PARTS                       | OPAR/INV#53-100688,        | 236.67    |
|                 |                   | ARKANSAS FITNESS REPAIR               | OPAR/INV#439355            | 154.02    |
|                 |                   | JONESBORO COCA-COLA                   | OPAR/INV#521047            | 1,034.11  |
|                 |                   |                                       | INV#522804                 | 304.15    |
|                 |                   | WILSON BOHANNAN PADLOCK COMPANY       | INV#0185804-IN             | 461.30    |
|                 |                   |                                       | TOTAL:                     | 35,632.18 |
| MUNICIPAL COURT | CITY GENERAL FUND | DEPT OF FINANCE & ADMIN               | DEPT OF FINANCE & ADMIN    | 2,443.75  |
|                 |                   |                                       | DEPT OF FINANCE & ADMIN    | 2,443.75  |
|                 |                   | EFTPS                                 | FICA W/H                   | 209.85    |
|                 |                   |                                       | FICA W/H                   | 209.85    |
|                 |                   |                                       | MEDICARE W/H               | 49.07     |
|                 |                   |                                       | MEDICARE W/H               | 49.07     |
|                 |                   | MUNICIPAL HEALTH BENEFIT FUND PREMIUM | TRUST-GROUP 1-00082-000/OC | 1,230.00  |
|                 |                   |                                       | NOV/INV#MHBP2021101500030  | 1,230.00  |
|                 |                   | YIG ADMINISTRATION                    | SEPT/INV#30494             | 14.98     |
|                 |                   |                                       | TOTAL:                     | 7,880.32  |
| JAIL DEPARTMENT | CITY GENERAL FUND | CAPITAL ONE                           | CAPITAL ONE                | 170.05    |
|                 |                   |                                       | CAPITAL ONE                | 3.65      |
|                 |                   | BUGMOBILE OF AR INC                   | OPD/ACCT#3470/INV#10900163 | 30.25     |
|                 |                   | ERVIN ENTERPRISE                      | OPD/INV#3557               | 24.79     |
|                 |                   |                                       | OPD/INV#4049               | 24.79     |
|                 |                   |                                       | ACCT#OSC700/INV#4226       | 24.79     |
|                 |                   | SYSKO MEMPHIS, LLC                    | OPD/INV#314274593,         | 2,281.64  |
|                 |                   |                                       | OPD/INV#314283700          | 1,652.76  |
|                 |                   |                                       | OPD/INV#314293355,         | 1,776.55  |
|                 |                   |                                       | OPD/INV#314302190          | 143.41    |
|                 |                   |                                       | OPD/INV#314302189          | 1,397.32  |

| DEPARTMENT       | FUND              | VENDOR NAME                           | DESCRIPTION                | AMOUNT    |
|------------------|-------------------|---------------------------------------|----------------------------|-----------|
|                  |                   |                                       | OPD/INV#314266444          | 1,721.53  |
|                  |                   |                                       | JAIL/INV#31426645,         | 350.70    |
|                  |                   |                                       | JAIL/INV#314274594         | 430.36    |
|                  |                   |                                       | JAIL/INV#3701              | 123.72    |
|                  |                   |                                       | JAIL/INV#, 3356            | 406.32    |
|                  |                   |                                       | JAIL/INV#, 6022            | 151.10    |
|                  |                   |                                       | JAIL                       | 340.06-   |
|                  |                   | LEGAL SHIELD                          | GROUP#0038187/10/10/21     | 24.95     |
|                  |                   | AMERICAN HERITAGE LIFE                | 10/10/21/REENTRY#M01A12820 | 59.80     |
|                  |                   | SECURE ON SITE                        | OPD/INV#16940              | 75.00     |
|                  |                   | EFTPS                                 | FICA W/H                   | 479.72    |
|                  |                   |                                       | FICA W/H                   | 601.50    |
|                  |                   |                                       | MEDICARE W/H               | 112.19    |
|                  |                   |                                       | MEDICARE W/H               | 140.68    |
|                  |                   | CHARM-TEX, INC.                       | INV#89343                  | 444.30    |
|                  |                   | MERCER CONSUMER                       | POLICY#AHY-512957010       | 103.00    |
|                  |                   | MUNICIPAL HEALTH BENEFIT FUND PREMIUM | TRUST-GROUP 1-00082-000/OC | 1,995.00  |
|                  |                   |                                       | NOV/INV#MHBFP2021101500030 | 2,295.00  |
|                  |                   | YIG ADMINISTRATION                    | SEPT/INV#30494             | 29.96     |
|                  |                   | OST, LLC.                             | INV#11921                  | 32.00     |
|                  |                   |                                       | TOTAL:                     | 16,766.77 |
| CODE ENFORCEMENT | CITY GENERAL FUND | KENNEMORE HOME                        | CE/INV#139044,             | 25.80     |
|                  |                   |                                       | CE/INV#139277              | 137.21    |
|                  |                   | SMITH TIRE & AUTO INC                 | CE/INV#65264               | 44.00     |
|                  |                   | EFTPS                                 | FICA W/H                   | 329.23    |
|                  |                   |                                       | FICA W/H                   | 329.23    |
|                  |                   |                                       | MEDICARE W/H               | 76.99     |
|                  |                   |                                       | MEDICARE W/H               | 76.99     |
|                  |                   | MUNICIPAL HEALTH BENEFIT FUND PREMIUM | TRUST-GROUP 1-00082-000/OC | 765.00    |
|                  |                   |                                       | NOV/INV#MHBFP2021101500030 | 765.00    |
|                  |                   | BARCLAYS                              | BARCLAYS                   | 1,143.59  |
|                  |                   |                                       | BARCLAYS                   | 879.60    |
|                  |                   | PARMAN ENERGY GROUP                   | PARMAN ENERGY GROUP        | 177.10    |
|                  |                   | iWORKQ                                | iWORKQ                     | 2,500.00  |
|                  |                   |                                       | TOTAL:                     | 7,249.74  |
| GOLF COURSE FUND | CITY GENERAL FUND | CAPITAL ONE                           | CAPITAL ONE                | 486.12    |
|                  |                   | BUGMOBILE OF AR INC                   | ACCT#15974/GOLF/INV#108997 | 71.50     |
|                  |                   | KENNEMORE HOME                        | INV#138466,                | 4.26      |
|                  |                   |                                       | INV# 138552                | 5.98      |
|                  |                   |                                       | GC/INV#138552,             | 5.98      |
|                  |                   |                                       | GC/INV# 138466             | 4.26      |
|                  |                   | DENVER'S LEASING INC                  | GOLF/INV#20601             | 110.00    |
|                  |                   | RITTER COMMUNICATIONS                 | GC/ACCT#00215058-3         | 224.01    |
|                  |                   | O'REILLY AUTO STORES INC              | INV#118325614, 1183261434  | 18.12     |
|                  |                   |                                       | INV# 1183261434            | 47.42     |
|                  |                   |                                       | INV# 1183262468            | 162.11    |
|                  |                   |                                       | INV# 118326939             | 18.70     |
|                  |                   | APF FBO TEMPS PLUS                    | 10/5/21-INV#5224482        | 924.00    |
|                  |                   |                                       | 10/12/21-INV#5226552       | 924.00    |
|                  |                   |                                       | INV#5228895                | 924.00    |
|                  |                   | PNC EQUIPMENT FINANCE                 | PNC EQUIPMENT FINANCE      | 1,489.40  |
|                  |                   |                                       | PNC EQUIPMENT FINANCE      | 36.51     |
|                  |                   | VERIZON WIRELESS                      | VERIZON WIRELESS           | 85.51     |
|                  |                   |                                       | VERIZON WIRELESS           | 460.35    |

| DEPARTMENT          | FUND              | VENDOR NAME                           | DESCRIPTION                | AMOUNT    |
|---------------------|-------------------|---------------------------------------|----------------------------|-----------|
|                     |                   | TAYLOR MADE GOLF COMPANY              | GOLF/INV#35139047,         | 15.79     |
|                     |                   |                                       | GOLF/INV#35157648,         | 58.29     |
|                     |                   |                                       | GOLF/INV#35197922,         | 78.62     |
|                     |                   |                                       | GOLF/INV#35169733,         | 406.41    |
|                     |                   |                                       | GOLF/INV#3515844           | 157.24    |
|                     |                   |                                       | GOLF/INV#35341683          | 668.27    |
|                     |                   | EFTPS                                 | FICA W/H                   | 212.60    |
|                     |                   |                                       | FICA W/H                   | 240.80    |
|                     |                   |                                       | MEDICARE W/H               | 49.72     |
|                     |                   |                                       | MEDICARE W/H               | 56.31     |
|                     |                   | GREENPOINT Ag.LLC                     | INV#1161616                | 352.00    |
|                     |                   | PRODUCTIVITY PLUS ACCOUNT             | INV#32372,                 | 184.47    |
|                     |                   | RED BARN GARDENS                      | GOLF/INV#65239/TREES       | 420.00    |
|                     |                   | MUNICIPAL HEALTH BENEFIT FUND PREMIUM | TRUST-GROUP 1-00082-000/OC | 765.00    |
|                     |                   |                                       | NOV/INV#MHBP2021101500030  | 765.00    |
|                     |                   | YIG ADMINISTRATION                    | SEPT/INV#30494             | 14.98     |
|                     |                   | VERIZON NETWORK FLEET, INC.           | VERIZON NETWORK FLEET, INC | 16.19     |
|                     |                   | AT&T MOBILITY                         | AT&T MOBILITY              | 162.82    |
|                     |                   |                                       | AT&T MOBILITY 28729112517  | 162.82    |
|                     |                   | PARMAN ENERGY GROUP                   | GOLF COURSE/INV#0989463-ID | 484.67    |
|                     |                   |                                       | GOLF COURSE/INV#0989465-ID | 487.95    |
|                     |                   |                                       | TOTAL:                     | 11,762.18 |
| ANIMAL CONTROL FUND | CITY GENERAL FUND | CAPITAL ONE                           | CAPITAL ONE                | 1,505.31  |
|                     |                   | BUGMOBILE OF AR INC                   | ACCT#9223/INV#10900097     | 83.60     |
|                     |                   | KENNEBROCK HOME                       | AS/INV#138914,             | 161.37    |
|                     |                   |                                       | AS/INV#138936              | 43.97     |
|                     |                   |                                       | AS/INV#139046              | 161.37    |
|                     |                   |                                       | AS/INV#139116              | 74.24     |
|                     |                   |                                       | AS/INV#139190              | 207.44    |
|                     |                   | OSCEOLA ANIMAL CLINIC                 | AS/INV#22367,              | 73.50     |
|                     |                   |                                       | AS/INV#22368               | 169.25    |
|                     |                   |                                       | AS/INV#22369               | 151.75    |
|                     |                   |                                       | AS/INV#22371               | 39.75     |
|                     |                   | AMERICAN HERITAGE LIFE                | REENRY#MOIA12844035/OCT/21 | 53.60     |
|                     |                   | RITTER COMMUNICATIONS                 | AS/ACCT#00048407-1         | 126.15    |
|                     |                   | VERIZON WIRELESS                      | VERIZON WIRELESS           | 274.87    |
|                     |                   |                                       | VERIZON WIRELESS           | 109.73    |
|                     |                   | EFTPS                                 | FICA W/H                   | 155.09    |
|                     |                   |                                       | FICA W/H                   | 158.95    |
|                     |                   |                                       | MEDICARE W/H               | 36.27     |
|                     |                   |                                       | MEDICARE W/H               | 37.17     |
|                     |                   | WEX FLEET UNIVERSAL                   | AS/ACCT#0496002686210      | 196.19    |
|                     |                   | MUNICIPAL HEALTH BENEFIT FUND PREMIUM | TRUST-GROUP 1-00082-000/OC | 382.50    |
|                     |                   |                                       | NOV/INV#MHBP2021101500030  | 382.50    |
|                     |                   | YIG ADMINISTRATION                    | SEPT/INV#30494             | 7.49      |
|                     |                   | VERIZON NETWORK FLEET, INC.           | VERIZON NETWORK FLEET, INC | 32.38     |
|                     |                   | AT&T MOBILITY                         | AT&T MOBILITY              | 162.82    |
|                     |                   |                                       | AT&T MOBILITY 28729112517  | 162.82    |
|                     |                   | HASTINGS LAWN SERVICE                 | INV#1215                   | 200.00    |
|                     |                   |                                       | TOTAL:                     | 5,150.08  |
| STREET DEPT         | STREET FUND       | MISS CO COURTHOUSE                    | SEPT/ACCT#1010             | 2,993.26  |
|                     |                   | CAPITAL ONE                           | CAPITAL ONE                | 131.85    |
|                     |                   | BUGMOBILE OF AR INC                   | ACCT#11603/BREAKROOM BLDG  | 88.00     |
|                     |                   | KENNEBROCK HOME                       | STREET/INV#138999,         | 32.60     |

| DEPARTMENT       | FUND            | VENDOR NAME                           | DESCRIPTION                | AMOUNT    |
|------------------|-----------------|---------------------------------------|----------------------------|-----------|
|                  |                 |                                       | STREET/INV# 139142,        | 38.71     |
|                  |                 |                                       | STREET/INV# 139148,        | 47.84     |
|                  |                 |                                       | STREET/INV# 139153         | 24.06     |
|                  |                 |                                       | STREET/INV# 139165         | 4.29      |
|                  |                 |                                       | BEGINNING BALANCE          | 20.34     |
|                  |                 | NEXAIR LLC                            | STREET/SANT/INV#09207825   | 91.29     |
|                  |                 | HENARD UTILITY PRODUCTS               | STREET/INV#1068402         | 403.81    |
|                  |                 | LEGAL SHIELD                          | GROUP#0038187/10/10/21     | 79.70     |
|                  |                 | RIVERCITY HYDRAULICS, INC             | STREET/INV#INV#29773       | 3,330.70  |
|                  |                 | AMERICAN HERITAGE LIFE                | 10/10/21/REENTRY#M01A12820 | 110.16    |
|                  |                 | DENVER'S LEASING INC                  | STREET/SANT/INV#20413      | 59.96     |
|                  |                 | JOHN DEERE FINANCIAL                  | ACCT#11112-61278/CHAINSAW  | 188.13    |
|                  |                 | RITTER COMMUNICATIONS                 | SANT/STREET/00055446-3     | 113.20    |
|                  |                 | PROTECTIVE LIFE AGENT FOR             | OCT/ACCT#265787 POO        | 10.00     |
|                  |                 | O'REILLY AUTO STORES INC              | STREET/1183263784,         | 66.15     |
|                  |                 |                                       | STREET/1183263843          | 164.29    |
|                  |                 |                                       | STREET/118264164,          | 17.13     |
|                  |                 |                                       | STREET/1183264288,         | 36.06     |
|                  |                 |                                       | STREET/1183264383,         | 143.23    |
|                  |                 |                                       | STREET/1183264399          | 30.60     |
|                  |                 |                                       | INV#1183264838,            | 54.56     |
|                  |                 |                                       | INV# 118265772,            | 2.30      |
|                  |                 |                                       | STREET INV#1183-265494     | 5.50      |
|                  |                 | APF FBO TEMPS PLUS                    | 10/5/21-INV#5224482        | 4,675.83  |
|                  |                 |                                       | 10/12/21-INV#5226552       | 4,412.00  |
|                  |                 |                                       | INV#5228895                | 3,888.50  |
|                  |                 | PNC EQUIPMENT FINANCE                 | PNC EQUIPMENT FINANCE      | 5.71      |
|                  |                 | DAVE'S SALES & SERVICE INC            | STREET/INV#8196            | 139.62    |
|                  |                 | VERIZON WIRELESS                      | VERIZON WIRELESS           | 53.32     |
|                  |                 |                                       | VERIZON WIRELESS           | 53.26     |
|                  |                 | EFTPS                                 | FICA W/H                   | 719.12    |
|                  |                 |                                       | FICA W/H                   | 715.62    |
|                  |                 |                                       | MEDICARE W/H               | 168.18    |
|                  |                 |                                       | MEDICARE W/H               | 167.37    |
|                  |                 | TRI STATE INDUSTRIAL SUPPLY INC.      | STREET/INV#12120,          | 103.46    |
|                  |                 |                                       | STREET/INV#11643           | 9.64      |
|                  |                 | HARDY SALES & SERVICE, INC            | STREET/PO#117615           | 925.88    |
|                  |                 | CROWS TRUCK SERVICE, INC              | INV# X101087196-01         | 96.66     |
|                  |                 |                                       | X101087251-01              | 40.00     |
|                  |                 |                                       | X101085243-02,             | 207.48    |
|                  |                 |                                       | /INV#X101085243-01         | 454.20    |
|                  |                 | MUNICIPAL HEALTH BENEFIT FUND PREMIUM | TRUST-GROUP 1-00082-000/OC | 3,142.50  |
|                  |                 |                                       | NOV/INV#MHBP2021101500030  | 3,142.50  |
|                  |                 | YIG ADMINISTRATION                    | SEPT/INV#30494             | 61.43     |
|                  |                 | OST, LLC.                             | INV#11921                  | 32.00     |
|                  |                 | ARAMARK                               | CUSTOMER#6998209           | 182.44    |
|                  |                 |                                       | CUSTOMER#3777639           | 160.43    |
|                  |                 | VERIZON NETWORK FLEET, INC.           | VERIZON NETWORK FLEET, INC | 210.47    |
|                  |                 | VISA                                  | S. WILSON/ACCT#3901        | 16.49     |
|                  |                 |                                       | S. WILSON/ACCT#3901        | 115.49    |
|                  |                 | AT&T MOBILITY                         | AT&T MOBILITY              | 162.82    |
|                  |                 |                                       | AT&T MOBILITY 28729112517  | 162.82    |
|                  |                 | PARMAN ENERGY GROUP                   | PARMAN ENERGY GROUP        | 2,639.05  |
|                  |                 |                                       | TOTAL:                     | 35,152.01 |
| NON-DEPARTMENTAL | SANITATION FUND | BANCORPSOUTH EQUIP FINANCE            | BANCORPSOUTH EQUIP FINANCE | 3,782.80  |

| DEPARTMENT        | FUND              | VENDOR NAME                           | DESCRIPTION                | AMOUNT    |
|-------------------|-------------------|---------------------------------------|----------------------------|-----------|
|                   |                   |                                       | BANCORPSOUTH EQUIP FINANCE | 3,291.40  |
|                   |                   |                                       | BANCORPSOUTH EQUIP FINANCE | 870.27    |
|                   |                   |                                       | BANCORPSOUTH EQUIP FINANCE | 1,778.59  |
|                   |                   |                                       | TOTAL:                     | 9,723.06  |
| SANITATION        | SANITATION FUND   | MISS CO COURTHOUSE                    | SEPT/ACCT#1010             | 14,990.95 |
|                   |                   | BUGMOBILE OF AR INC                   | ACCT#11603/BREAKROOM BLDG  | 88.00     |
|                   |                   | NEXAIR LLC                            | STREET/SANT/INV#09207825   | 91.29     |
|                   |                   | LEGAL SHIELD                          | GROUP#0038187/10/10/21     | 80.70     |
|                   |                   | AMERICAN HERITAGE LIFE                | 10/10/21/REENTRY#M01A12820 | 80.84     |
|                   |                   |                                       | REENRY#M01A12844035/OCT/21 | 21.60     |
|                   |                   | DENVER'S LEASING INC                  | STREET/SANT/INV#20413      | 59.95     |
|                   |                   | RITTER COMMUNICATIONS                 | SANT/STREET/00055446-3     | 113.19    |
|                   |                   | O'REILLY AUTO STORES INC              | SANT/1183264288,           | 36.06     |
|                   |                   |                                       | SANT/1183264383,           | 143.23    |
|                   |                   |                                       | SANT/ 1183264739           | 160.29    |
|                   |                   |                                       | INV# 1183265999            | 67.09     |
|                   |                   | ARKANSAS ENVIRONMENTAL ACADEMY        | JOHN H. ALEXANDER, JR.     | 115.00    |
|                   |                   |                                       | JIM D. BURNETT             | 115.00    |
|                   |                   |                                       | JIMMY LEE GOODEN           | 115.00    |
|                   |                   | APF FBO TEMPS PLUS                    | 10/5/21-INV#5224482        | 492.80    |
|                   |                   |                                       | 10/12/21-INV#5226552       | 488.95    |
|                   |                   |                                       | INV#5228895                | 1,232.00  |
|                   |                   | BANCORPSOUTH EQUIP FINANCE            | BANCORPSOUTH EQUIP FINANCE | 563.83    |
|                   |                   |                                       | BANCORPSOUTH EQUIP FINANCE | 285.49    |
|                   |                   | VERIZON WIRELESS                      | VERIZON WIRELESS           | 33.80     |
|                   |                   |                                       | VERIZON WIRELESS           | 32.15     |
|                   |                   | EFTPS                                 | FICA W/H                   | 633.71    |
|                   |                   |                                       | FICA W/H                   | 617.32    |
|                   |                   |                                       | MEDICARE W/H               | 148.22    |
|                   |                   |                                       | MEDICARE W/H               | 144.37    |
|                   |                   | CROWS TRUCK SERVICE, INC              | INV# X101087196-01         | 96.66     |
|                   |                   |                                       | X101087251-01              | 39.99     |
|                   |                   |                                       | X101085243-02,             | 207.48    |
|                   |                   |                                       | /INV#X101085243-01         | 454.20    |
|                   |                   | BILLY FINES                           | REIMBURSEMENT/DIESEL FUEL  | 40.00     |
|                   |                   | MUNICIPAL HEALTH BENEFIT FUND PREMIUM | TRUST-GROUP 1-00082-000/OC | 2,760.00  |
|                   |                   |                                       | NOV/INV#MHB2021101500030   | 2,760.00  |
|                   |                   | YIG ADMINISTRATION                    | SEPT/INV#30494             | 44.94     |
|                   |                   | ARAMARK                               | CUSTOMER#6998209           | 182.44    |
|                   |                   |                                       | CUSTOMER#3777639           | 160.42    |
|                   |                   | VERIZON NETWORK FLEET, INC.           | VERIZON NETWORK FLEET, INC | 97.14     |
|                   |                   | AT&T MOBILITY                         | AT&T MOBILITY              | 162.82    |
|                   |                   |                                       | AT&T MOBILITY 28729112517  | 162.82    |
|                   |                   | PARMAN ENERGY GROUP                   | PARMAN ENERGY GROUP        | 2,626.22  |
|                   |                   | MISS CO HOSPITAL SYSTEM               | INV#831K15274/SANT         | 92.00     |
|                   |                   |                                       | TOTAL:                     | 30,837.96 |
| PEST CONTROL FUND | SANITATION FUND   | VECTOR DISEASE CONTROL                | INV#PI-A00010097           | 7,875.45  |
|                   |                   |                                       | TOTAL:                     | 7,875.45  |
| NON-DEPARTMENTAL  | FIREMEN'S PENSION | CITY GENERAL FUND                     | HEALTH INSURANCE FIRE PENS | 19.40     |
|                   |                   |                                       | HEART STROKE FIRE PENSION  | 100.44    |
|                   |                   |                                       | LIFE INSURANCE-FIRE PENSIO | 18.96     |
|                   |                   |                                       | DENTAL FIRE PENSION        | 164.18    |
|                   |                   |                                       | VISION FIRE PENSION        | 45.16     |



| DEPARTMENT | FUND | VENDOR NAME | DESCRIPTION | AMOUNT   |
|------------|------|-------------|-------------|----------|
|            |      | EFTPS       | FEDERAL W/H | 1,392.00 |
|            |      |             | TOTAL:      | 1,740.14 |

## ===== FUND TOTALS =====

|    |                        |              |
|----|------------------------|--------------|
| 01 | OSCEOLA LIGHT & POWER  | 1,972,067.51 |
| 02 | CITY GENERAL FUND      | 680,665.77   |
| 03 | STREET FUND            | 35,152.01    |
| 04 | SANITATION FUND        | 48,436.47    |
| 07 | FIREMEN'S PENSION FUND | 1,740.14     |

-----  
GRAND TOTAL: 2,738,061.90  
-----

TOTAL PAGES: 14

## SELECTION CRITERIA

-----  
SELECTION OPTIONS

VENDOR SET: 01-City of Osceola  
VENDOR: All  
CLASSIFICATION: All  
BANK CODE: All  
ITEM DATE: 10/01/2021 THRU 10/31/2021  
ITEM AMOUNT: 99,999,999.00CR THRU 99,999,999.00  
GL POST DATE: 0/00/0000 THRU 99/99/9999  
CHECK DATE: 0/00/0000 THRU 99/99/9999

-----  
PAYROLL SELECTION

PAYROLL EXPENSES: NO  
EXPENSE TYPE: N/A  
CHECK DATE: 0/00/0000 THRU 99/99/9999

-----  
PRINT OPTIONS

PRINT DATE: None  
SEQUENCE: By Department  
DESCRIPTION: Distribution  
GL ACCTS: NO  
REPORT TITLE: C O U N C I L R E P O R T  
SIGNATURE LINES: 0

-----  
PACKET OPTIONS

INCLUDE REFUNDS: YES  
INCLUDE OPEN ITEM:NO

-----

## Golf Course Monthly Report

### November 15, 2021

As of this time in November we have just completed the last of our fall/winter preventative spray applications. We are still working on cutting down and taking out all trees that are not thriving around the course. We have a plan on replacing said trees. We have successfully planted the 12 trees we purchased from Red Barn Gardens on hole 9. All trees are doing great.

We have also begun to search out and identify the tee box sprinklers that need attention before next spring. I estimate we will need around 12 total sprinklers to be replaced to work at the systems full capacity.

With the winter getting closer we have also started the process of checking our greens covers to make sure we are ready in case of cold weather.

\*update on bridge\* - Hole 8 bridge is set to be delivered next week. It will arrive in two pieces and be welded to one then placed where it belongs.

As always if you have any Golf questions, please give me a call.  
Dylan Bowles

| Improvement Task Force               | Owners        | Priority | Revised: Nov 11, 2021 meeting  | Citywide Service Plan  |
|--------------------------------------|---------------|----------|--|--|
|                                      |               | (L/M/H)  | (Where the project is currently)   | (What is needed to finish or what has caused work stoppage)  |
| <b>Code Enforcement</b>              |               |          | meets the Thursday prior to Council meeting at 1:15                        | Staff: Ed, Luther and Cody. Council chair: Greg Baker  |
| Ordinance to Condemn                 | ER            | H        | Council has passed. In effect now. Resolution for December council meeting | In progress, parcels looked at for condemnation  |
| Liens on properties for mowing       | Cody          | H        | Resolutions being presented to council on Nov 15                           | Ask council to approve Resolutions in December   |
| Code Enforcement public meeting      | ER            | H        | Council Greg Baker was CE Chair  | Holding a Code Enforcement gathering every Thursday at 1:15 prior to Council meeting   |
| 123 Shawdow Lane                     | Cody          |          | Lien being placed on property by council in December                       | TyKell read a letter to the group. Wanted to speak with City Council. Certified letters sent to mortgage companies - referred to owners in Jboro                                   |
| Code Enforcement Plan                | ER            | H        | Hire additional employee in December                                       | Cody receiving plan for upgrades   |
| Downtown Building/                   | CL            | L        | Baratelli properties   | Electric repaired on times building. Stuck in indecisions at the moment.   |
| Osceola Times                        | CL            | L        | Farah properties   | New roof completed. Terrance Wilson is repairing inside  |
| Gunn's Shopping Center               | CL            | L        | renovations in progress.   | Location has been cleaned/ skating ring/ two shops have been rented. /replacing roof - On hold. Bought Small Bank for coffee shop.   |
| problems                             | ER            | L        | In progress  | Will let business owners know that 10% is allowed. Signs are not allowed to be hung on any fence.  |
| Boarded up windows                   | ER            | M        | Collecting a list of retail violations - list made                         | 3 zones set up and preparing list, approx 30 properties, RETAIL  |
| Dumpster-Pictures                    | Luther/Philip |          | Review disc and send to police dept.                                       | Code Enforcement get with Shawn  |
| Nursing Home                         | ER            | H        | 406 S. Broadway  | Code Enforcement submitted certified letter of action plan; property cleared of trash and overgrowth   |
| Louis George excessive cars          | ER            | H        | discussed  | January Auction  |
| Food Giant                           | ER            | M        | 1 year of boarded up windows/doors   | Letter submitted to get information  |
| 4501 W. Keiser, old Gibson place     | ER            | L        | Large crack identified   | empty  |
| Smith Tire                           | ER            | L        | Sign is too big per code. Need Planning Commission                         | Sign is too big per code No change at present, still in progress   |
| Interstate - Mobil Station           | ER            | H        | In process with ADEQ; standstill   | weeded and cleaned; waiting on AEDQ; Crosswalthe's own property  |
| Old City Hall Update                 | ER, Ray       | L        | New electrical panel installed by electrician                              | Not pursuing phase 2 funding. CDBG \$300,000 application stalled   |
| <b>Public Works</b>                  |               |          | meets the Friday prior to Council meeting at 9:00                          | Staff: Steve. Council chair: Gary Cooper   |
| Mowing, Cleanup, Leaves              | Steve         |          | Only of publicly owned properties  | Correctional Dept residents are not able to help due to supervision staffing shortage  |
| Community Clean up                   | Steve/Ed      |          | last Saturdays in April and September 9:30-12:30                           | went well. Picked up 9 tons. Likely 3 tons collected by "scavengers".  |
| Ditches                              | Steve         |          | city, Drainage district and ADOT   | MCE survey of dirch at golf course. Replacing doors/pipes. 3 projects to clean Keiser street.  |
| Street Sweeper                       | Steve         |          | Job is posted. Need street sweeper with Class B CDL                        | \$216K for new one, Billy F will mow, spray and run street sweeper; Leasing a sweeper that does not require CDL license.   |
| Colonial Dr                          | Steve         |          | Street islands. Lift canopy and/or remove a few trees                      | Some residents want trees removed, others do not. After Fall, 6 trees will be removed.   |
| Dept of Correction residents         | Ray           |          | Help with public properties when their staffing allows                     | no progress  |
| City Entrance Signs                  | S Parks       |          | Carthon-Jewell   | Damaging brick/landscaping around Carthon sign. Jimmy Caruthers will repair in December  |
| Interstate Overpass                  | Shawn         |          | Interstate Overpass, quadrants   | Steve will go out to mow once leaf season is over.   |
| Violet Cemetery                      | Steve         |          | \$2750 allocated for mowing  | City ownership. Possible benefactor  |
| <b>Parks/Recreation &amp; Animal</b> |               |          | meets third Wednesdays at 4:00   | Staff: Michael, Dylan, Jane. Council Chair: Sandra Brand   |
| Tennis Courts                        | Ray           |          | Outdoor parks grant  | Finalist. Meeting on Oct 28th in Little Rock   |
| Senior Citizens Center               | Ray           |          | doing asphalt  | Identify Rosenwald class of '51 sidewalk. Extension given to February to use city workers.   |
| Rosenwald                            | Ray           |          | Kitchen grant  | Wayne has advised. Looking for another quote to bid. Took Lorraine to Fruit building to start planning kitchen layout.   |
| Rosenwald                            | MsMcClend     |          | Historical marker  | look for grant. Also grant for first county courthouse   |
| Scout Hut                            | Ephlin        |          | needs Resolution to condemn and remove                                     | OPAR committee approved running ad in paper. No quotes received  |
| San Souci Park                       | Harshman      |          | Harshman State Park Progress   | Confer with Ed Harshman.   |
| <b>Utilities &amp; Finance</b>       |               |          | meets the Thursday prior to Council meeting at 4:00                        | Staff: Philip, Timmy, Brandon. Council chair: Linda Watson   |
| Water and electric meters            | Sally         |          | new AMI system/Smart meters  | Progress of electric and water meters  |
| Small Business electrical audit      | Sally         |          | Negative cost adjustment proposed for all small commercial                 | Needs to be lowered.   |
| <b>Airport</b>                       |               |          |  |  |
| Airport Road Sign                    | Shawn         |          | Money has been allocated. \$4,800  | soil deposited. Should be done before next meeting   |
| Airport progress                     | Ray           |          | New Grant authorized. McClellan visit.                                     | Resurface apron. expand 3,800-foot runway to 5,000 feet  |
| <b>Police and Fire</b>               |               |          | meets second Wednesday at 3:00   | Staff: Jerry, Peter. Council Chair: Stan Williams  |
| SkyCops                              | Police        |          | 4 more SkyCops ordered   | four locations (Bard, E. Lee, Greenacres, Fire Station #1)   |
| Vandalism Downtown                   | Cindy         | H        | In progress  | 10 new sky cops purchase approved by Police/Fire Committee and City Council  |
| District court                       | Ed            | H        | Judge Dean submitted alternate plan for inmate work                        | Collections are twice to triple from last year. Community Service is down to a couple of people per week but inmates can get 1/2 credit  |
| <b>Music Heritage Tourism</b>        |               |          | meets second Tuesdays of each month, 11:00                                 | at Chamber   |
| Music Hwy Tourism: Strategic Plan    | Megan         | M        | on going. Our Town Grant, letter of intent on July 1                       | Meeting earlier this week, moving forward with grants, Aug 12th at Chamber 11am  |
| Rebel Club or Radio Station          | Megan         |          | historic sites   | seek funding from quorum court via Great River Economic Development Foundation   |
| Our Town Grant                       | Ray           |          | Augmented reality  | Submitted last month. Receive answer in April 2022   |
| TAP/RTP Grant                        | Sally         |          | Part of Music Heritage Tourism Initiative                                  | Street scape; Submitted needs \$95K match. receive answer about Feb 2022   |
| Wayfinding Signs                     | Shawn         |          | A & P Commission will be asked to fund rewording of signs                  | Steve has the hardware; Shwan is working with Hill's to get the sign printing completed  |
| Main Street Murals                   | Kristi        |          | Mural at stage pocket park   | In progress  |
| Downtown Landscaping                 | Kristi        |          |  | Open discussions   |
| Concerts                             | Kristi        |          | Every 6 weeks  | Banners for local musicians approx 2 months  |
| <b>Community Development Corp</b>    |               |          |  |  |
| Renew Osceola CDC                    | Ralph         | H        | Tax exempt status received in March 2021                                   | Property management idea. USDA Rural Dev Grants.   |
| Land Bank                            | ER            | H        | Code Enforcement committee, Planning Commission                            | may be able to pick this back up again   |
| <b>Non Profit OCBA</b>               |               |          |  |  |
| Yard of the Month                    | Cindy/Ray     |          | Ongoing  |  |
| <b>Quality of Life</b>               |               |          |  |  |
| Fiber Install                        | MCEC          |          | Not Yet  | Businesses and residential @ 59.95 MBPS (megabits per second) per month. New development; COVID money for county could be used. Partner with Co op; Silas Adams; feasibility study |

## **Police/Fire Open Meeting – Nov. 10, 3:00, Osceola City Hall**

### **Reports:**

- Tony Hollis asked about the OPD case coordinator and FIOA request process
- Jessica Trichel, Pafford Ambulance
  1. Gave update about new building location on West Keiser in Osceola
  2. Updated on their accreditation and providing contact cards to all OPD officers
- Jerry Hamilton
  1. Review training requirements
  2. Announced new graduate from BRT cadet training – Hunter Taylor
  3. Sheriff Cook has deputized all of the OPD officers
  4. Updating OPD forms
  5. Seeking accreditation from AR Council of Police
  6. Assignments - Ronnie Williams head of CID. John Mark Weldon over jail, Tyler Standefer over station police
  7. Seek funding through DFA for equipment and possible salaries
  8. Discussion of police car make/model
  9. Four SkyCops have been ordered
  10. Water valves in jail toilets – repair in house
  11. New partnership between jail, district court and code enforcement for inmate jail time credit
  12. Awaiting quotes for OMNI Source – record police calls
  13. OPD and OFD sending representative to ANC Job Fair on Nov. 17<sup>th</sup>
- Ray Fulmer and Ralph Wilson will reach out to Robert Burns at Walton Family Foundation about possible grant funds
- Sally Wilson and Peter Hill OFD report

Code Enforcement gathering/meeting

1:15

Thursday, Nov.11, 2021

Lanny Richmond, ARML Staff attorney (via speaker phone)

- 1)explained statute 14-54-904(f) and best practice for regular mail or certified mail when placing liens
- 2)Proper rezoning process utilizing City Council, not Planning Commission – steps to compete

Ed Richardson

- 1)Discussed 2022 Budget requests at \$210,000
- 2)Presented new inmate service program with Judge Dean and OPD
- 3)Update on community service projects through Osceola jail
- 4)Cleaned up ditch behind Cherry – several full bags of garbage dumped.

Cody Shreve work with Lanny Richmond about the specifics of condemning properties and have ready for December council meeting.

## Report

Street and Sanitation meeting on Friday, November 12, 2021

9:00 am

Steve Choals reported

- ✓ Leaf season beginning
- ✓ reviewed 2022 Budget requests - forestry mulcher needed for composting and clearing of narrow ditches
- ✓ Airport sign's dirt work completed
- ✓ Scott Sheet Metal new culvert completed
- ✓ Partnership with drainage district to repair drain pipe to the ditch between Seminole Drive and Parkway completed
- ✓ Christmas Parade - city will provide two workers plus street sweeper and 12 blue, 50-gallon barrels (Parade organizers to line with 55-gallon garbage bags)
- ✓ Mowing and edging Violet Cemetery again in November
- ✓ Golf course drainage project with Drainage District on schedule next month. \$2,600 for replacement pipe plus using existing too.
- ✓ Blow out ditch beside Wilson Funeral Home again next month
- ✓ OT Williams ditch V-cut out scheduled for early 2022
- ✓ ADOT has agreed to clear and level the full length of Keiser Street ditch
- ✓ Railroad ditch coordination with new staffing at BNSF ongoing. City's part (Whiteside to OT Williams) in early 2022
- ✓ Colonial Rd cutting of odd numbered trees after leaf season
- ✓ Family Dollar parking lot's broken tree limbs-remove and bill the company
- ✓ Ditch clearing half-completed (Marjorie, Sonic, Cherry), ongoing
- ✓ Approve Oakgrove Apartment request for dumpster
- ✓ Repair to storm drain on E. Washington starting next month
- ✓ clean out of ditch behind JW Hall office next month

Sally Wilson reported

- ✓ street overlay and engineering concordance matrix to identify priority streets

**ORDINANCE NO. \_\_\_\_\_**

**AN ORDINANCE ADOPTING A REVISED ZONING AREA FOR THE CITY OF OSCEOLA,  
ARKANSAS AND FOR OTHER PURPOSES**

WHEREAS, the citizens of Ward 1 of the City of Osceola from Elisabeth to Myron Kelly Drive petitioned, on September 16, 2021 the City of Osceola, Arkansas regarding the current zoning of said area; and

WHEREAS, the area of discussion was previously zoned as Residential R3 until Ordinance 2016-14 adopted a new land use plan and designated the area Residential Manufactured Home R-MH; and

WHEREAS, the City of Osceola, after holding a duly advertised Public Hearing on October 15, 2021 and November 15, 2021, to allow discussion and citizen comments regarding the citizen filed petition regarding returning the zone to the pre 2016-14 Ordinance in Ward 1 for Elisabeth to Myron Kelly Drive; and

WHEREAS, results from Public Hearing on October 15, 2021 and November 15, 2021 forwarded to the City Council with a recommendation that it be adopted by municipal Ordinance.

**NOW, THEREFORE, BE IT ORDAINED BY THE CITY COUNCIL OF OSCEOLA,  
ARKANSAS, THAT:**

1. That the area from Elisabeth to Myron Kelly Drive that prior to Ordinance 2016-14 be amended back to Residential Zone R3 is hereby adopted, amended by the public hearing, by reference and reflected in the Official Zoning Code of and for the City of Osceola, Arkansas, pursuant to A.C.A. 14-55-207, by which three copies shall be filled with the Osceola City Clerk for public inspection.
2. The City Clerk is directed to maintain the official copy of the Zoning Map in The City of Osceola City Hall. Copies of the Zoning Code may be distributed to public as a convenience; however, the code maintained by the Osceola City Clerk in City Hall shall be the one and only official zoning code. Consisting of a technical code and zoning map.
3. That any Ordinance in conflict with this Ordinance are hereby repealed. All existing zoning maps and replicas of zoning maps no in accord with the official zoning map are hereby repealed.

**ADOPTED THIS \_\_\_\_\_ DAY OF \_\_\_\_\_, 2021**

ATTEST:

\_\_\_\_\_  
Mayor

\_\_\_\_\_  
City Clerk



**Property liens and  
documentation for  
consideration at  
Osceola City Council's  
meeting in December  
2021**

**RESOLUTION NO 2021-\_\_\_\_\_**  
**CITY OF OSCEOLA, ARKANSAS**

**A RESOLUTION ASSERTING A LIEN UPON REAL PROPERTY LOCATED AT 119 Oakshire  
Osceola, AR 72370, AND FOR OTHER PURPOSES**

WHEREAS, the City of Osceola, Arkansas declared certain buildings, houses and other structures located at 119 Oakshire Osceola, AR 72370 a public nuisance; and

WHEREAS, the owner of said property as given due notice and opportunity to abate said nuisance but failed to do so; and

WHEREAS, the amount of \$400.00 incurred by the City of Osceola, Arkansas in abating said nuisance remains unpaid by the owner of said property; and

WHEREAS, the owner of said property has been given due notice of the intent of the City of Osceola, Arkansas to assert a lien against said property for the amount incurred by the City abating said nuisance.

**NOW, THEREFORE BE IT RESOLVED BY THE CITY COUNCIL OF THE CITY OF  
OSCEOLA, ARKANSAS:**

SECTION 1: the City of Osceola, Arkansas hereby asserts lien in the amount of \$400.00 upon the real property described below, located in the Osceola District of Mississippi County, Arkansas, to wit:

119 Oakshire Osceola, AR 72370

(Shown on tax records a tax parcel number 301-00730-160)

SECTION 2: the City Council hereby authorizes the Mayor and the City's attorneys to take all action necessary to enforce and foreclose upon said lien, including but not limited to, filing suit in the Circuit Court for the Osceola District of Mississippi County, Arkansas.

SECTION 3: the provisions of this resolution are hereby declared to be severable and if any section, phrase or provision shall be declared or held invalid, such invalidity shall not effect the remainder of the sections, phrases or provisions.

SECTION 4: This resolution shall be in full force and effect from and after its passage and approval.

PASSED AND APPROVED THIS

CITY OF OSCEOLA, ARKANSAS

By: \_\_\_\_\_

Mayor Sally Wilson

ATTEST: \_\_\_\_\_

City Clerk

**RESOLUTION NO 2021-\_\_\_\_\_**  
**CITY OF OSCEOLA, ARKANSAS**

**A RESOLUTION ASSERTING A LIEN UPON REAL PROPERTY LOCATED AT 532 West Johnson Osceola, AR 72370, AND FOR OTHER PURPOSES**

WHEREAS, the City of Osceola, Arkansas declared certain buildings, houses and other structures located at 532 West Johnson Osceola, AR 72370 a public nuisance; and

WHEREAS, the owner of said property as given due notice and opportunity to abate said nuisance but failed to do so; and

WHEREAS, the amount of \$900.00 incurred by the City of Osceola, Arkansas in abating said nuisance remains unpaid by the owner of said property; and

WHEREAS, the owner of said property has been given due notice of the intent of the City of Osceola, Arkansas to assert a lien against said property for the amount incurred by the City abating said nuisance.

**NOW, THEREFORE BE IT RESOLVED BY THE CITY COUNCIL OF THE CITY OF OSCEOLA, ARKANSAS:**

SECTION 1: the City of Osceola, Arkansas hereby asserts lien in the amount of \$900.00 upon the real property described below, located in the Osceola District of Mississippi County, Arkansas, to wit:

532 West Johnson Osceola, AR 72370

(Shown on tax records a tax parcel number 301-00927-000)

SECTION 2: the City Council hereby authorizes the Mayor and the City's attorneys to take all action necessary to enforce and foreclose upon said lien, including but not limited to, filing suit in the Circuit Court for the Osceola District of Mississippi County, Arkansas.

SECTION 3: the provisions of this resolution are hereby declared to be severable and if any section, phrase or provision shall be declared or held invalid, such invalidity shall not effect the remainder of the sections, phrases or provisions.

SECTION 4: This resolution shall be in full force and effect from and after its passage and approval.

PASSED AND APPROVED THIS \_\_\_\_\_

CITY OF OSCEOLA, ARKANSAS

By: \_\_\_\_\_

Mayor Sally Wilson

ATTEST: \_\_\_\_\_

City Clerk

**RESOLUTION NO 2021-\_\_\_\_\_**  
**CITY OF OSCEOLA, ARKANSAS**

**A RESOLUTION ASSERTING A LIEN UPON REAL PROPERTY LOCATED AT 411 West Johnson Osceola, AR 72370, AND FOR OTHER PURPOSES**

WHEREAS, the City of Osceola, Arkansas declared certain buildings, houses and other structures located at 411 West Johnson Osceola, AR 72370 a public nuisance; and

WHEREAS, the owner of said property as given due notice and opportunity to abate said nuisance but failed to do so; and

WHEREAS, the amount of \$500.00 incurred by the City of Osceola, Arkansas in abating said nuisance remains unpaid by the owner of said property; and

WHEREAS, the owner of said property has been given due notice of the intent of the City of Osceola, Arkansas to assert a lien against said property for the amount incurred by the City abating said nuisance.

**NOW, THEREFORE BE IT RESOLVED BY THE CITY COUNCIL OF THE CITY OF OSCEOLA, ARKANSAS:**

SECTION 1: the City of Osceola, Arkansas hereby asserts lien in the amount of \$500.00 upon the real property described below, located in the Osceola District of Mississippi County, Arkansas, to wit:

411 West Johnson Osceola, AR 72370

(Shown on tax records a tax parcel number 301-02708-000)

SECTION 2: the City Council hereby authorizes the Mayor and the City's attorneys to take all action necessary to enforce and foreclose upon said lien, including but not limited to, filing suit in the Circuit Court for the Osceola District of Mississippi County, Arkansas.

SECTION 3: the provisions of this resolution are hereby declared to be severable and if any section, phrase or provision shall be declared or held invalid, such invalidity shall not effect the remainder of the sections, phrases or provisions.

SECTION 4: This resolution shall be in full force and effect from and after its passage and approval.

PASSED AND APPROVED THIS

CITY OF OSCEOLA, ARKANSAS

By: \_\_\_\_\_

Mayor Sally Wilson

ATTEST: \_\_\_\_\_

City Clerk

**RESOLUTION NO 2021-\_\_\_\_\_**  
**CITY OF OSCEOLA, ARKANSAS**

**A RESOLUTION ASSERTING A LIEN UPON REAL PROPERTY LOCATED AT 301 E  
Washington Osceola, AR 72370, AND FOR OTHER PURPOSES**

WHEREAS, the City of Osceola, Arkansas declared certain buildings, houses and other structures located at 301 E Washington Osceola, AR 72370 a public nuisance; and

WHEREAS, the owner of said property as given due notice and opportunity to abate said nuisance but failed to do so; and

WHEREAS, the amount of \$700.00 incurred by the City of Osceola, Arkansas in abating said nuisance remains unpaid by the owner of said property; and

WHEREAS, the owner of said property has been given due notice of the intent of the City of Osceola, Arkansas to assert a lien against said property for the amount incurred by the City abating said nuisance.

**NOW, THEREFORE BE IT RESOLVED BY THE CITY COUNCIL OF THE CITY OF  
OSCEOLA, ARKANSAS:**

SECTION 1: the City of Osceola, Arkansas hereby asserts lien in the amount of \$700.00 upon the real property described below, located in the Osceola District of Mississippi County, Arkansas, to wit:

301 E Washington Osceola, AR 72370

(Shown on tax records a tax parcel number 301-00807-000)

SECTION 2: the City Council hereby authorizes the Mayor and the City's attorneys to take all action necessary to enforce and foreclose upon said lien, including but not limited to, filing suit in the Circuit Court for the Osceola District of Mississippi County, Arkansas.

SECTION 3: the provisions of this resolution are hereby declared to be severable and if any section, phrase or provision shall be declared or held invalid, such invalidity shall not effect the remainder of the sections, phrases or provisions.

SECTION 4: This resolution shall be in full force and effect from and after its passage and approval.

PASSED AND APPROVED THIS \_\_\_\_\_

CITY OF OSCEOLA, ARKANSAS

By: \_\_\_\_\_

Mayor Sally Wilson

ATTEST: \_\_\_\_\_

City Clerk

**RESOLUTION NO 2021-\_\_\_\_\_**  
**CITY OF OSCEOLA, ARKANSAS**

**A RESOLUTION ASSERTING A LIEN UPON REAL PROPERTY LOCATED AT 304 St Mary  
Osceola, AR 72370, AND FOR OTHER PURPOSES**

WHEREAS, the City of Osceola, Arkansas declared certain buildings, houses and other structures located at 304 St Mary Osceola, AR 72370 a public nuisance; and

WHEREAS, the owner of said property as given due notice and opportunity to abate said nuisance but failed to do so; and

WHEREAS, the amount of \$600.00 incurred by the City of Osceola, Arkansas in abating said nuisance remains unpaid by the owner of said property; and

WHEREAS, the owner of said property has been given due notice of the intent of the City of Osceola, Arkansas to assert a lien against said property for the amount incurred by the City abating said nuisance.

**NOW, THEREFORE BE IT RESOLVED BY THE CITY COUNCIL OF THE CITY OF  
OSCEOLA, ARKANSAS:**

SECTION 1: the City of Osceola, Arkansas hereby asserts lien in the amount of \$600.00 upon the real property described below, located in the Osceola District of Mississippi County, Arkansas, to wit:

304 St Mary Osceola, AR 72370

(Shown on tax records a tax parcel number 301-02460-000)

SECTION 2: the City Council hereby authorizes the Mayor and the City's attorneys to take all action necessary to enforce and foreclose upon said lien, including but not limited to, filing suit in the Circuit Court for the Osceola District of Mississippi County, Arkansas.

SECTION 3: the provisions of this resolution are hereby declared to be severable and if any section, phrase or provision shall be declared or held invalid, such invalidity shall not effect the remainder of the sections, phrases or provisions.

SECTION 4: This resolution shall be in full force and effect from and after its passage and approval.

PASSED AND APPROVED THIS

CITY OF OSCEOLA, ARKANSAS

By: \_\_\_\_\_

Mayor Sally Wilson

ATTEST: \_\_\_\_\_

City Clerk

**RESOLUTION NO 2021-\_\_\_\_\_**  
**CITY OF OSCEOLA, ARKANSAS**

**A RESOLUTION ASSERTING A LIEN UPON REAL PROPERTY LOCATED AT 306 St Mary  
Osceola, AR 72370, AND FOR OTHER PURPOSES**

WHEREAS, the City of Osceola, Arkansas declared certain buildings, houses and other structures located at 306 St Mary Osceola, AR 72370 a public nuisance; and

WHEREAS, the owner of said property as given due notice and opportunity to abate said nuisance but failed to do so; and

WHEREAS, the amount of \$400.00 incurred by the City of Osceola, Arkansas in abating said nuisance remains unpaid by the owner of said property; and

WHEREAS, the owner of said property has been given due notice of the intent of the City of Osceola, Arkansas to assert a lien against said property for the amount incurred by the City abating said nuisance.

**NOW, THEREFORE BE IT RESOLVED BY THE CITY COUNCIL OF THE CITY OF  
OSCEOLA, ARKANSAS:**

SECTION 1: the City of Osceola, Arkansas hereby asserts lien in the amount of \$400.00 upon the real property described below, located in the Osceola District of Mississippi County, Arkansas, to wit:

306 St Mary Osceola, AR 72370

(Shown on tax records a tax parcel number 301-02464-000)

SECTION 2: the City Council hereby authorizes the Mayor and the City's attorneys to take all action necessary to enforce and foreclose upon said lien, including but not limited to, filing suit in the Circuit Court for the Osceola District of Mississippi County, Arkansas.

SECTION 3: the provisions of this resolution are hereby declared to be severable and if any section, phrase or provision shall be declared or held invalid, such invalidity shall not effect the remainder of the sections, phrases or provisions.

SECTION 4: This resolution shall be in full force and effect from and after its passage and approval.

PASSED AND APPROVED THIS \_\_\_\_\_

CITY OF OSCEOLA, ARKANSAS

By: \_\_\_\_\_

Mayor Sally Wilson

ATTEST: \_\_\_\_\_

City Clerk

**RESOLUTION NO 2021-\_\_\_\_\_**

**CITY OF OSCEOLA, ARKANSAS**

**A RESOLUTION ASSERTING A LIEN UPON REAL PROPERTY LOCATED AT 423 E Semmes  
Osceola, AR 72370, AND FOR OTHER PURPOSES**

WHEREAS, the City of Osceola, Arkansas declared certain buildings, houses and other structures located at 423 E Semmes Osceola, AR 72370 a public nuisance; and

WHEREAS, the owner of said property as given due notice and opportunity to abate said nuisance but failed to do so; and

WHEREAS, the amount of \$800.00 incurred by the City of Osceola, Arkansas in abating said nuisance remains unpaid by the owner of said property; and

WHEREAS, the owner of said property has been given due notice of the intent of the City of Osceola, Arkansas to assert a lien against said property for the amount incurred by the City abating said nuisance.

**NOW, THEREFORE BE IT RESOLVED BY THE CITY COUNCIL OF THE CITY OF  
OSCEOLA, ARKANSAS:**

SECTION 1: the City of Osceola, Arkansas hereby asserts lien in the amount of \$800.00 upon the real property described below, located in the Osceola District of Mississippi County, Arkansas, to wit:

423 E Semmes Osceola, AR 72370

(Shown on tax records a tax parcel number 301-00425-000)

SECTION 2: the City Council hereby authorizes the Mayor and the City's attorneys to take all action necessary to enforce and foreclose upon said lien, including but not limited to, filing suit in the Circuit Court for the Osceola District of Mississippi County, Arkansas.

SECTION 3: the provisions of this resolution are hereby declared to be severable and if any section, phrase or provision shall be declared or held invalid, such invalidity shall not effect the remainder of the sections, phrases or provisions.

SECTION 4: This resolution shall be in full force and effect from and after its passage and approval.

PASSED AND APPROVED THIS \_\_\_\_\_

CITY OF OSCEOLA, ARKANSAS

By: \_\_\_\_\_

Mayor Sally Wilson

ATTEST: \_\_\_\_\_

City Clerk



**RESOLUTION NO 2021-\_\_\_\_\_**

**CITY OF OSCEOLA, ARKANSAS**

**A RESOLUTION ASSERTING A LIEN UPON REAL PROPERTY LOCATED AT 435 E Semmes  
Osceola, AR 72370, AND FOR OTHER PURPOSES**

WHEREAS, the City of Osceola, Arkansas declared certain buildings, houses and other structures located at 435 E Semmes Osceola, AR 72370 a public nuisance; and

WHEREAS, the owner of said property as given due notice and opportunity to abate said nuisance but failed to do so; and

WHEREAS, the amount of \$600.00 incurred by the City of Osceola, Arkansas in abating said nuisance remains unpaid by the owner of said property; and

WHEREAS, the owner of said property has been given due notice of the intent of the City of Osceola, Arkansas to assert a lien against said property for the amount incurred by the City abating said nuisance.

**NOW, THEREFORE BE IT RESOLVED BY THE CITY COUNCIL OF THE CITY OF  
OSCEOLA, ARKANSAS:**

SECTION 1: the City of Osceola, Arkansas hereby asserts lien in the amount of \$600.00 upon the real property described below, located in the Osceola District of Mississippi County, Arkansas, to wit:

435 E Semmes Osceola, AR 72370

(Shown on tax records a tax parcel number 301-00403-000)

SECTION 2: the City Council hereby authorizes the Mayor and the City's attorneys to take all action necessary to enforce and foreclose upon said lien, including but not limited to, filing suit in the Circuit Court for the Osceola District of Mississippi County, Arkansas.

SECTION 3: the provisions of this resolution are hereby declared to be severable and if any section, phrase or provision shall be declared or held invalid, such invalidity shall not effect the remainder of the sections, phrases or provisions.

SECTION 4: This resolution shall be in full force and effect from and after its passage and approval.

**PASSED AND APPROVED THIS**

**CITY OF OSCEOLA, ARKANSAS**

By: \_\_\_\_\_

Mayor Sally Wilson

ATTEST: \_\_\_\_\_

City Clerk

**RESOLUTION NO 2021-\_\_\_\_\_**  
**CITY OF OSCEOLA, ARKANSAS**

**A RESOLUTION ASSERTING A LIEN UPON REAL PROPERTY LOCATED AT 314 E St John  
Osceola, AR 72370, AND FOR OTHER PURPOSES**

WHEREAS, the City of Osceola, Arkansas declared certain buildings, houses and other structures located at 314 E St John Osceola, AR 72370 a public nuisance; and

WHEREAS, the owner of said property as given due notice and opportunity to abate said nuisance but failed to do so; and

WHEREAS, the amount of \$1000.00 incurred by the City of Osceola, Arkansas in abating said nuisance remains unpaid by the owner of said property; and

WHEREAS, the owner of said property has been given due notice of the intent of the City of Osceola, Arkansas to assert a lien against said property for the amount incurred by the City abating said nuisance.

**NOW, THEREFORE BE IT RESOLVED BY THE CITY COUNCIL OF THE CITY OF  
OSCEOLA, ARKANSAS:**

SECTION 1: the City of Osceola, Arkansas hereby asserts lien in the amount of \$1000.00 upon the real property described below, located in the Osceola District of Mississippi County, Arkansas, to wit:

314 E St John Osceola, AR 72370

(Shown on tax records a tax parcel number 301-01348-000)

SECTION 2: the City Council hereby authorizes the Mayor and the City's attorneys to take all action necessary to enforce and foreclose upon said lien, including but not limited to, filing suit in the Circuit Court for the Osceola District of Mississippi County, Arkansas.

SECTION 3: the provisions of this resolution are hereby declared to be severable and if any section, phrase or provision shall be declared or held invalid, such invalidity shall not effect the remainder of the sections, phrases or provisions.

SECTION 4: This resolution shall be in full force and effect from and after its passage and approval.

PASSED AND APPROVED THIS \_\_\_\_\_

CITY OF OSCEOLA, ARKANSAS

By: \_\_\_\_\_

Mayor Sally Wilson

ATTEST: \_\_\_\_\_

City Clerk

**RESOLUTION NO 2021-\_\_\_\_\_**

**CITY OF OSCEOLA, ARKANSAS**

**A RESOLUTION ASSERTING A LIEN UPON REAL PROPERTY LOCATED AT 412 S Carthon  
St Osceola, AR 72370, AND FOR OTHER PURPOSES**

WHEREAS, the City of Osceola, Arkansas declared certain buildings, houses and other structures located at 412 S Carthon St Osceola, AR 72370 a public nuisance; and

WHEREAS, the owner of said property as given due notice and opportunity to abate said nuisance but failed to do so; and

WHEREAS, the amount of \$600 incurred by the City of Osceola, Arkansas in abating said nuisance remains unpaid by the owner of said property; and

WHEREAS, the owner of said property has been given due notice of the intent of the City of Osceola, Arkansas to assert a lien against said property for the amount incurred by the City abating said nuisance.

**NOW, THEREFORE BE IT RESOLVED BY THE CITY COUNCIL OF THE CITY OF  
OSCEOLA, ARKANSAS:**

SECTION 1: the City of Osceola, Arkansas hereby asserts lien in the amount of \$600.00 upon the real property described below, located in the Osceola District of Mississippi County, Arkansas, to wit:

412 S Carthon St Osceola, AR 72370

(Shown on tax records a tax parcel number 301-00840-100)

SECTION 2: the City Council hereby authorizes the Mayor and the City's attorneys to take all action necessary to enforce and foreclose upon said lien, including but not limited to, filing suit in the Circuit Court for the Osceola District of Mississippi County, Arkansas.

SECTION 3: the provisions of this resolution are hereby declared to be severable and if any section, phrase or provision shall be declared or held invalid, such invalidity shall not effect the remainder of the sections, phrases or provisions.

SECTION 4: This resolution shall be in full force and effect from and after its passage and approval.

PASSED AND APPROVED THIS

CITY OF OSCEOLA, ARKANSAS

By: \_\_\_\_\_

Mayor Sally Wilson

ATTEST: \_\_\_\_\_

City Clerk

**RESOLUTION NO 2021-\_\_\_\_\_**  
**CITY OF OSCEOLA, ARKANSAS**

**A RESOLUTION ASSERTING A LIEN UPON REAL PROPERTY LOCATED AT 880 Chestnut  
Osceola, AR 72370, AND FOR OTHER PURPOSES**

WHEREAS, the City of Osceola, Arkansas declared certain buildings, houses and other structures located at 880 Chestnut Osceola, AR 72370 a public nuisance; and

WHEREAS, the owner of said property as given due notice and opportunity to abate said nuisance but failed to do so; and

WHEREAS, the amount of \$600.00 incurred by the City of Osceola, Arkansas in abating said nuisance remains unpaid by the owner of said property; and

WHEREAS, the owner of said property has been given due notice of the intent of the City of Osceola, Arkansas to assert a lien against said property for the amount incurred by the City abating said nuisance.

**NOW, THEREFORE BE IT RESOLVED BY THE CITY COUNCIL OF THE CITY OF  
OSCEOLA, ARKANSAS:**

SECTION 1: the City of Osceola, Arkansas hereby asserts lien in the amount of \$600.00 upon the real property described below, located in the Osceola District of Mississippi County, Arkansas, to wit:

880 Chestnut Osceola, AR 72370

(Shown on tax records a tax parcel number 301-01018-000)

SECTION 2: the City Council hereby authorizes the Mayor and the City's attorneys to take all action necessary to enforce and foreclose upon said lien, including but not limited to, filing suit in the Circuit Court for the Osceola District of Mississippi County, Arkansas.

SECTION 3: the provisions of this resolution are hereby declared to be severable and if any section, phrase or provision shall be declared or held invalid, such invalidity shall not effect the remainder of the sections, phrases or provisions.

SECTION 4: This resolution shall be in full force and effect from and after its passage and approval.

PASSED AND APPROVED THIS

CITY OF OSCEOLA, ARKANSAS

By: \_\_\_\_\_

Mayor Sally Wilson

ATTEST: \_\_\_\_\_

City Clerk

**RESOLUTION NO 2021-\_\_\_\_\_**

**CITY OF OSCEOLA, ARKANSAS**

**A RESOLUTION ASSERTING A LIEN UPON REAL PROPERTY LOCATED AT 328 Linwood  
Osceola, AR 72370, AND FOR OTHER PURPOSES**

WHEREAS, the City of Osceola, Arkansas declared certain buildings, houses and other structures located at 328 Linwood Osceola, AR 72370 a public nuisance; and

WHEREAS, the owner of said property as given due notice and opportunity to abate said nuisance but failed to do so; and

WHEREAS, the amount of \$450.00 incurred by the City of Osceola, Arkansas in abating said nuisance remains unpaid by the owner of said property; and

WHEREAS, the owner of said property has been given due notice of the intent of the City of Osceola, Arkansas to assert a lien against said property for the amount incurred by the City abating said nuisance.

**NOW, THEREFORE BE IT RESOLVED BY THE CITY COUNCIL OF THE CITY OF  
OSCEOLA, ARKANSAS:**

SECTION 1: the City of Osceola, Arkansas hereby asserts lien in the amount of \$450.00 upon the real property described below, located in the Osceola District of Mississippi County, Arkansas, to wit:

328 Linwood Osceola, AR 72370

(Shown on tax records a tax parcel number 301-00198-000)

SECTION 2: the City Council hereby authorizes the Mayor and the City's attorneys to take all action necessary to enforce and foreclose upon said lien, including but not limited to, filing suit in the Circuit Court for the Osceola District of Mississippi County, Arkansas.

SECTION 3: the provisions of this resolution are hereby declared to be severable and if any section, phrase or provision shall be declared or held invalid, such invalidity shall not effect the remainder of the sections, phrases or provisions.

SECTION 4: This resolution shall be in full force and effect from and after its passage and approval.

PASSED AND APPROVED THIS

CITY OF OSCEOLA, ARKANSAS

By: \_\_\_\_\_

Mayor Sally Wilson

ATTEST: \_\_\_\_\_

City Clerk

**RESOLUTION NO 2021-\_\_\_\_\_**

**CITY OF OSCEOLA, ARKANSAS**

**A RESOLUTION ASSERTING A LIEN UPON REAL PROPERTY LOCATED AT 100 N  
Broadway Osceola, AR 72370, AND FOR OTHER PURPOSES**

WHEREAS, the City of Osceola, Arkansas declared certain buildings, houses and other structures located at 100 N Broadway Osceola, AR 72370 a public nuisance; and

WHEREAS, the owner of said property as given due notice and opportunity to abate said nuisance but failed to do so; and

WHEREAS, the amount of \$700.00 incurred by the City of Osceola, Arkansas in abating said nuisance remains unpaid by the owner of said property; and

WHEREAS, the owner of said property has been given due notice of the intent of the City of Osceola, Arkansas to assert a lien against said property for the amount incurred by the City abating said nuisance.

**NOW, THEREFORE BE IT RESOLVED BY THE CITY COUNCIL OF THE CITY OF  
OSCEOLA, ARKANSAS:**

SECTION 1: the City of Osceola, Arkansas hereby asserts lien in the amount of \$700.00 upon the real property described below, located in the Osceola District of Mississippi County, Arkansas, to wit:

100 N Broadway Osceola, AR 72370

(Shown on tax records a tax parcel number 301-02575-000)

SECTION 2: the City Council hereby authorizes the Mayor and the City's attorneys to take all action necessary to enforce and foreclose upon said lien, including but not limited to, filing suit in the Circuit Court for the Osceola District of Mississippi County, Arkansas.

SECTION 3: the provisions of this resolution are hereby declared to be severable and if any section, phrase or provision shall be declared or held invalid, such invalidity shall not effect the remainder of the sections, phrases or provisions.

SECTION 4: This resolution shall be in full force and effect from and after its passage and approval.

PASSED AND APPROVED THIS

\_\_\_\_\_  
CITY OF OSCEOLA, ARKANSAS

By: \_\_\_\_\_

Mayor Sally Wilson

ATTEST: \_\_\_\_\_

City Clerk

**RESOLUTION NO 2021-\_\_\_\_\_**  
**CITY OF OSCEOLA, ARKANSAS**

**A RESOLUTION ASSERTING A LIEN UPON REAL PROPERTY LOCATED AT N Pearl  
Osceola, AR 72370, AND FOR OTHER PURPOSES**

WHEREAS, the City of Osceola, Arkansas declared certain buildings, houses and other structures located at N Pearl Osceola, AR 72370 a public nuisance; and

WHEREAS, the owner of said property as given due notice and opportunity to abate said nuisance but failed to do so; and

WHEREAS, the amount of \$1800.00 incurred by the City of Osceola, Arkansas in abating said nuisance remains unpaid by the owner of said property; and

WHEREAS, the owner of said property has been given due notice of the intent of the City of Osceola, Arkansas to assert a lien against said property for the amount incurred by the City abating said nuisance.

**NOW, THEREFORE BE IT RESOLVED BY THE CITY COUNCIL OF THE CITY OF  
OSCEOLA, ARKANSAS:**

SECTION 1: the City of Osceola, Arkansas hereby asserts lien in the amount of \$1800.00 upon the real property described below, located in the Osceola District of Mississippi County, Arkansas, to wit:

N Pearl Osceola, AR 72370

(Shown on tax records a tax parcel number 301-01694-000)

SECTION 2: the City Council hereby authorizes the Mayor and the City's attorneys to take all action necessary to enforce and foreclose upon said lien, including but not limited to, filing suit in the Circuit Court for the Osceola District of Mississippi County, Arkansas.

SECTION 3: the provisions of this resolution are hereby declared to be severable and if any section, phrase or provision shall be declared or held invalid, such invalidity shall not effect the remainder of the sections, phrases or provisions.

SECTION 4: This resolution shall be in full force and effect from and after its passage and approval.

PASSED AND APPROVED THIS :

CITY OF OSCEOLA, ARKANSAS

By: \_\_\_\_\_

Mayor Sally Wilson

ATTEST: \_\_\_\_\_

City Clerk

**RESOLUTION NO 2021-\_\_\_\_\_**  
**CITY OF OSCEOLA, ARKANSAS**

**A RESOLUTION ASSERTING A LIEN UPON REAL PROPERTY LOCATED AT 123 W  
Shadow Lane Osceola, AR 72370, AND FOR OTHER PURPOSES**

WHEREAS, the City of Osceola, Arkansas declared certain buildings, houses and other structures located at 123 W Shadow Lane Osceola, AR 72370 a public nuisance; and

WHEREAS, the owner of said property as given due notice and opportunity to abate said nuisance but failed to do so; and

WHEREAS, the amount of \$1400.00 incurred by the City of Osceola, Arkansas in abating said nuisance remains unpaid by the owner of said property; and

WHEREAS, the owner of said property has been given due notice of the intent of the City of Osceola, Arkansas to assert a lien against said property for the amount incurred by the City abating said nuisance.

**NOW, THEREFORE BE IT RESOLVED BY THE CITY COUNCIL OF THE CITY OF  
OSCEOLA, ARKANSAS:**

SECTION 1: the City of Osceola, Arkansas hereby asserts lien in the amount of \$1400.00 upon the real property described below, located in the Osceola District of Mississippi County, Arkansas, to wit:

123 W Shadow Lane Osceola, AR 72370

(Shown on tax records a tax parcel number 301-01292-000)

SECTION 2: the City Council hereby authorizes the Mayor and the City's attorneys to take all action necessary to enforce and foreclose upon said lien, including but not limited to, filing suit in the Circuit Court for the Osceola District of Mississippi County, Arkansas.

SECTION 3: the provisions of this resolution are hereby declared to be severable and if any section, phrase or provision shall be declared or held invalid, such invalidity shall not effect the remainder of the sections, phrases or provisions.

SECTION 4: This resolution shall be in full force and effect from and after its passage and approval.

PASSED AND APPROVED THIS     --

CITY OF OSCEOLA, ARKANSAS

By: \_\_\_\_\_

Mayor Sally Wilson

ATTEST: \_\_\_\_\_

City Clerk





*Place a lien on property*

**Case #:** 190015

**Case Date:** 07/05/19

**Date of Violation:** 07/05/2019

**Violation Type:** Property Maintenance Code

**Complainant Name:** City of Osceola

**Complainant Address:** 303 West Hale

**Complainant Phone:** 870-563-5245

**Description:** Overgrown yard/vacant house

**Permits Required:**

**Correction of Violation By:** 07/31/2019

**Status:** Open

**Assigned To:** Ed Richardson

#### Property

| Parcel #      | Address      | Legal Description | Owner Name      | Owner Phone | Zoning |
|---------------|--------------|-------------------|-----------------|-------------|--------|
| 301-00730-160 | 119 Oakshire |                   | Rita T. Davison |             |        |

#### Violations

| Date       | Violation                              | Description  | Notes | Status |
|------------|--|--|-------|--------|
| 07/19/2019 | 5.04.01 Property Maintenance           | It shall be unlawful for the owner, owners or occupant of any lot or other real property within the City of Osceola, Arkansas to maintain or allow any dilapidated or unsightly building or structure on such lot or real property. Ord. No. 1991-650.   |       | Open   |
| 07/19/2019 | 5.12.03 Weeds and Grass, Etc., Removal | Weeds and grass, removal of rubbish, open storage, stagnant water. It shall be unlawful for any person owning and/or occupying any lot or real property within the City of Osceola, Arkansas, to allow weeds to grow thereon to a greater height of more than twelve (12) inches or to become unsightly or unsanitary, or to allow grass, garbage, rubbish, rotting or dead limbs or trees to become unsafe, unsightly and unsanitary or allow any icebox, refrigerator, stove, tires, building material, paper, building rubbish to be openly stored, or allow similar unsafe, unsightly and unsanitary. Ord. No. 2009-867. |       | Open   |

#### Fees

| Fee                       | Description      | Notes | Amount          |
|---------------------------|------------------|-------|-----------------|
| Code Enforcement Citation | Enter Fee Amount |       | \$200.00        |
| Code Enforcement Citation | Enter Fee Amount |       | \$200.00        |
| <b>Total</b>              |                  |       | <b>\$400.00</b> |



*Place a lien on property*

**Case #:** 190017

**Case Date:** 07/05/19

**Date of Violation:** 07/05/2019

**Violation Type:** Property Maintenance Code

**Complainant Name:** City of Osceola

**Complainant Address:** 303 Hale

**Complainant Phone:** 870-563-5245

**Description:** Overgrown yard/vacant house

**Permits Required:**

**Correction of Violation By:** 07/31/2019

**Status:** Open

**Assigned To:** Ed Richardson

#### Property

| Parcel #      | Address          | Legal Description | Owner Name             | Owner Phone | Zoning |
|---------------|------------------|-------------------|------------------------|-------------|--------|
| 301-00927-000 | 532 West Johnson |                   | Taylor Percy Revocable |             |        |

#### Activities

| Date       | Activity Type  | Description | Employee      | Status   |
|------------|----------------|-------------|---------------|----------|
| 09/24/2019 | Issue Citation |             | Ed Richardson | Assigned |

#### Violations

| Date       | Violation                              | Description  | Notes | Status |
|------------|--|--|-------|--------|
| 07/19/2019 | 5.04.01 Property Maintenance           | It shall be unlawful for the owner, owners or occupant of any lot or other real property within the City of Osceola, Arkansas to maintain or allow any dilapidated or unsightly building or structure on such lot or real property. Ord. No. 1991-650.   |       | Open   |
| 07/05/2019 | 5.12.03 Weeds and Grass, Etc., Removal | Weeds and grass, removal of rubbish, open storage, stagnant water. It shall be unlawful for any person owning and/or occupying any lot or real property within the City of Osceola, Arkansas, to allow weeds to grow thereon to a greater height of more than twelve (12) inches or to become unsightly or unsanitary, or to allow grass, garbage, rubbish, rotting or dead limbs or trees to become unsafe, unsightly and unsanitary or allow any icebox, refrigerator, stove, tires, building material, paper, building rubbish to be openly stored, or allow similar unsafe, unsightly and unsanitary. Ord. No. 2009-867. |       | Open   |

#### Fees

| Fee                       | Description      | Notes | Amount          |
|---------------------------|------------------|-------|-----------------|
| Code Enforcement Citation | Enter Fee Amount |       | \$600.00        |
| Code Enforcement Citation | Enter Fee Amount |       | \$300.00        |
| <b>Total</b>              |                  |       | <b>\$900.00</b> |

#### Uploaded Files

| Date       | File Name                  |
|------------|----------------------------|
| 09/24/2019 | 566587-t-danabond (20).jpg |
| 09/24/2019 | 566587-t-danabond (19).jpg |



*place a lien on property*

**Case #:** 190035

**Case Date:** 07/16/19

**Date of Violation:** 06/19/2019

**Violation Type:** Property Maintenance Code

**Complainant Name:** City of Osceola

**Complainant Address:** 303 Hale

**Complainant Phone:** 870-563-5245

**Description:** Overgrown Yard/vacant house 2020

**Permits Required:**

**Correction of Violation By:** 07/23/2019

**Status:** Open

**Assigned To:** Ed Richardson

#### Property

| Parcel #      | Address        | Legal Description | Owner Name        | Owner Phone | Zoning |
|---------------|----------------|-------------------|-------------------|-------------|--------|
| 301-02708-000 | 411 W. Johnson |                   | Velvet Clover LLC |             | AB     |

#### Activities

| Date       | Activity Type | Description | Employee      | Status   |
|------------|---------------|-------------|---------------|----------|
| 07/16/2019 | Send Letter   |             | Ed Richardson | Assigned |

#### Violations

| Date       | Violation                              | Description  | Notes | Status |
|------------|--|--|-------|--------|
| 07/16/2019 | 5.12.03 Weeds and Grass, Etc., Removal | Weeds and grass, removal of rubbish, open storage, stagnant water. It shall be unlawful for any person owning and/or occupying any lot or real property within the City of Osceola, Arkansas, to allow weeds to grow thereon to a greater height of more than twelve (12) inches or to become unsightly or unsanitary, or to allow grass, garbage, rubbish, rotting or dead limbs or trees to become unsafe, unsightly and unsanitary or allow any icebox, refrigerator, stove, tires, building material, paper, building rubbish to be openly stored, or allow similar unsafe, unsightly and unsanitary. Ord. No. 2009-867. |       | Open   |

#### Fees

| Fee                       | Description      | Notes | Amount          |
|---------------------------|------------------|-------|-----------------|
| Code Enforcement Citation | Enter Fee Amount |       | \$500.00        |
| <b>Total</b>              |                  |       | <b>\$500.00</b> |

#### Notes

| Date            | Note | Created By:   |
|-----------------|------|---------------|
| 2020-04-17 2020 |      | Ed Richardson |



*place sign on property*

**Case #:** 190052  
**Case Date:** 08/02/19  
**Date of Violation:** 08/02/2019  
**Violation Type:** City Ordinance  
**Complainant Name:** City of Osceola  
**Complainant Address:** 303 Hale  
**Complainant Phone:** 870-563-5245  
**Description:** overgrown lot  
**Permits Required:**  
**Correction of Violation By:** 08/09/2019  
**Status:** Open  
**Assigned To:** Ed Richardson

#### Property

| Parcel #      | Address                        | Legal Description                | Owner Name           | Owner Phone | Zoning |
|---------------|--------------------------------|----------------------------------|----------------------|-------------|--------|
| 301-00807-000 | 301 E WASHINGTON<br>OSCEOLA AR | E49' LT 4 BLK B JD DRIVER<br>ADD | NOORI,<br>MOHAMMAD H |             | RV     |

#### Violations

| Date       | Violation                                 | Description  | Notes | Status |
|------------|---|--|-------|--------|
| 08/02/2019 | 5.12.03 Weeds and Grass, Etc.,<br>Removal | Weeds and grass, removal of rubbish, open storage, stagnant water. It shall be unlawful for any person owning and/or occupying any lot or real property within the City of Osceola, Arkansas, to allow weeds to grow thereon to a greater height of more than twelve (12) inches or to become unsightly or unsanitary, or to allow grass, garbage, rubbish, rotting or dead limbs or trees to become unsafe, unsightly and unsanitary or allow any icebox, refrigerator, stove, tires, building material, paper, building rubbish to be openly stored, or allow similar unsafe, unsightly and unsanitary. Ord. No. 2009-867. |       | Open   |
| 06/02/2020 | 5.12.03 Weeds and Grass, Etc.,<br>Removal | Weeds and grass, removal of rubbish, open storage, stagnant water. It shall be unlawful for any person owning and/or occupying any lot or real property within the City of Osceola, Arkansas, to allow weeds to grow thereon to a greater height of more than twelve (12) inches or to become unsightly or unsanitary, or to allow grass, garbage, rubbish, rotting or dead limbs or trees to become unsafe, unsightly and unsanitary or allow any icebox, refrigerator, stove, tires, building material, paper, building rubbish to be openly stored, or allow similar unsafe, unsightly and unsanitary. Ord. No. 2009-867. |       | Open   |

#### Fees

| Fee                       | Description      | Notes | Amount          |
|---------------------------|------------------|-------|-----------------|
| Code Enforcement Citation | Enter Fee Amount |       | \$500.00        |
| Code Enforcement Citation | Enter Fee Amount |       | \$200.00        |
| <b>Total</b>              |                  |       | <b>\$700.00</b> |



*place lien on property*

**Case #:** 190082

**Case Date:** 08/22/19

**Date of Violation:** 05/01/2019

**Violation Type:** City Ordinance

**Complainant Name:** City of Osceola

**Complainant Address:** 303 Hale

**Complainant Phone:** 870-563-5245

**Description:** Overgrown Lot

**Permits Required:**

**Correction of Violation By:** 08/29/2019

**Status:** Open

**Assigned To:** Ed Richardson

## Property

| Parcel #      | Address                   | Legal Description               | Owner Name                                | Owner Phone | Zoning |
|---------------|---------------------------|---------------------------------|---|-------------|--------|
| 301-02460-000 | 304 ST MARY OSCEOLA<br>AR | N52' S100' LOT 3<br>ROWLETT ADD | <del>ROSENBLUM,</del><br><del>GRIST</del> |             | RV     |

## Violations

| Date       | Violation                                 | Description  | Notes | Status |
|------------|---|--|-------|--------|
| 08/22/2019 | 5.12.03 Weeds and Grass,<br>Etc., Removal | Weeds and grass, removal of rubbish, open storage, stagnant water. It shall be unlawful for any person owning and/or occupying any lot or real property within the City of Osceola, Arkansas, to allow weeds to grow thereon to a greater height of more than twelve (12) inches or to become unsightly or unsanitary, or to allow grass, garbage, rubbish, rotting or dead limbs or trees to become unsafe, unsightly and unsanitary or allow any icebox, refrigerator, stove, tires, building material, paper, building rubbish to be openly stored, or allow similar unsafe, unsightly and unsanitary. Ord. No. 2009-867. |       | Open   |

## Fees

| Fee                       | Description      | Notes | Amount          |
|---------------------------|------------------|-------|-----------------|
| Code Enforcement Citation | Enter Fee Amount |       | \$600.00        |
| <b>Total</b>              |                  |       | <b>\$600.00</b> |

**Tax Year:** 2020  
**County Name:** MISSISSIPPI  
**Name:** PROFESSIONAL HOUSING & LAND LLC  
**Physical Address:** 304 ST MARY  
**City:** OSCEOLA  
**State:** AR  
**Mailing Address:** 75 WOODWARD AVE #81956  
**City:** TALLAHASSEE  
**State:** FL  
**Zip:** 323137500

|  |  |                       |                             |   |                              |   |
|--|--|-----------------------|-----------------------------|---|------------------------------|---|
| Parcel Number:<br>301-02460-000  |  | Receipt #:            |                             | Land Owner Name:<br>PROFESSIONAL HOUSING & LAND LLC |                              |   |
| Legal Description:<br>N52' S100' LOT 3 ROWLETT ADD<br><br>52 X 98<br><br>ROWLETT ADD |  | Sec-Twn_Rng: 36-13-10 |                             | Acres: .12  |                              | Forestry Acres: .00                                 |
| District:<br>IN<br>OSCEOLA CITY  |  | True:<br>Assessed:    | Land Value:<br>1,000<br>200 | Building Value:<br>0<br>0                           | Total Value:<br>1,000<br>200 | Millage Rate:<br>.00000<br>Homestead Credit Amount: |
|  |  |                       |                             |   |                              | Gross Tax:<br>.00<br>.00                            |
| <b>Tax Entities:</b>   |  | <b>Mills:</b>         |                             | <b>Tax:</b>   |                              | <b>Drainage/Special Taxes:</b>                      |
|  |  |                       |                             |   |                              | DRAINAGE DIST: D112                                 |
|  |  |                       |                             |   |                              | Interest: .00                                       |
|  |  |                       |                             |   |                              | Publ. Cgst: .00                                     |
|  |  |                       |                             |   |                              | Gross Tax Amount: .00                               |
|  |  |                       |                             |   |                              | LESS Credit: .00                                    |
|  |  |                       |                             |   |                              | PLUS Spl. Tax: .00                                  |
|  |  |                       |                             |   |                              | Forestry Tax: .00                                   |
|  |  |                       |                             |   |                              | NET TAX AMOUNT: .00                                 |
|  |  |                       |                             |   |                              | Penalties/Int.: .00                                 |
| TOTAL:   |  |                       |                             |   |                              |   |

Amount Due based on date of: 12/10/2020

**Total Amount:** .00

**Total Amount Collected:** .00

\*Taxes due will be considered delinquent on 12/9/2021

**SALE INFORMATION:**

| Seller                        | Buyer                           | Sales Year | Sale Number | Deed Book | Deed Page | Sales Value Total |
|-------------------------------|---------------------------------|------------|-------------|-----------|-----------|-------------------|
|                               | HULETT, MAGGIE                  | 1965       | 1           | 124       | 193       | 1,500             |
| HULETT, MAGGIE                | GOINS, DUSTIN OR CARRIE GOINS   | 2010       | 1           | 2010      | 209       | 0                 |
| GOINS, DUSTIN OR CARRIE GOINS | ROSENBAUM, CINDY                | 2010       | 2           | 2010      | 6059      | 1,000             |
| ROSENBAUM, CINDY              | PROFESSIONAL HOUSING & LAND LLC | 2020       | 1           | 2020      | 01640     | 0                 |



*Violation on property*

**Case #:** 190083

**Case Date:** 08/23/19

**Date of Violation:** 05/01/2019

**Violation Type:** Property Maintenance Code

**Complainant Name:** City Of Osceola

**Complainant Address:** 303 Hale

**Complainant Phone:** 870-563-5245

**Description:** Overgrown Lot

**Permits Required:**

**Correction of Violation By:** 08/30/2019

**Status:** Open

**Assigned To:** Ed Richardson

## Property

| Parcel #      | Address        | Legal Description               | Owner Name                                     | Owner Phone | Zoning |
|---------------|----------------|---------------------------------|--|-------------|--------|
| 301-02464-000 | 306 ST MARY AR | N32' S132' LOT 3<br>ROWLETT ADD | <del>XXXXXXXXXX</del><br><del>XXXXXXXXXX</del> |             | RV     |

## Violations

| Date       | Violation                                 | Description  | Notes | Status |
|------------|---|--|-------|--------|
| 08/23/2019 | 5.12.03 Weeds and Grass,<br>Etc., Removal | Weeds and grass, removal of rubbish, open storage, stagnant water. It shall be unlawful for any person owning and/or occupying any lot or real property within the City of Osceola, Arkansas, to allow weeds to grow thereon to a greater height of more than twelve (12) inches or to become unsightly or unsanitary, or to allow grass, garbage, rubbish, rotting or dead limbs or trees to become unsafe, unsightly and unsanitary or allow any icebox, refrigerator, stove, tires, building material, paper, building rubbish to be openly stored, or allow similar unsafe, unsightly and unsanitary. Ord. No. 2009-867. |       | Open   |

## Fees

| Fee                       | Description      | Notes | Amount          |
|---------------------------|------------------|-------|-----------------|
| Code Enforcement Citation | Enter Fee Amount |       | \$400.00        |
| <b>Total</b>              |                  |       | <b>\$400.00</b> |

|                                 |            |   |
|---------------------------------|------------|---|
| Parcel Number:<br>301-02464-000 | Receipt #: | Land Owner Name:<br>ALLIED VENTURES LLC |
|---------------------------------|------------|---|

|                              |   |            |                     |
|------------------------------|---|------------|---------------------|
| Legal Description:           | Sec-Twn_Rng: 36-13-10                                 | Acres: .07 | Forestry Acres: .00 |
| N32' S132' LOT 3 ROWLETT ADD |   |            |                     |
| 32 X 98                      |   |            |                     |
| ROWLETT ADD                  | Deed Book: 2020 Deed Page: 5985 Deed Date: 09-04-2020 |            |                     |

|              |           |             |                 |                          |               |            |
|--------------|-----------|-------------|-----------------|--------------------------|---------------|------------|
| District:    |           | Land Value: | Building Value: | Total Value:             | Millage Rate: | Gross Tax: |
| IN           | True:     | 1,000       | 0               | 1,000                    |               |            |
| OSCEOLA CITY | Assessed: | 200         | 0               | 200                      | .00000        | .00        |
|              |           |             |                 | Homestead Credit Amount: |               | .00        |

| <u>Tax Entities:</u> | <u>Mills:</u> | <u>Tax:</u> | <u>Drainage/Special Taxes:</u> | <u>Tax Amount:</u> |
|----------------------|---------------|-------------|--------------------------------|--------------------|
|                      |               |             | DRAINAGE DIST: D112            |                    |
|                      |               |             | Interest:                      | .00                |
|                      |               |             | Publ. Cost:                    | .00                |
|                      |               |             | Gross Tax Amount:              | .00                |
|                      |               |             | LESS Credit:                   | .00                |
|                      |               |             | PLUS Spl. Tax:                 | .00                |
|                      |               |             | Forestry Tax:                  | .00                |
|                      |               |             | NET TAX AMOUNT:                | .00                |
|                      |               |             | Penalties/Int.:                | .00                |
| TOTAL:               |               |             |                                |                    |

**Total Amount:** .00

**Total Amount Collected:** .00

**SALE INFORMATION:**

| Seller                     | Buyer               | Sales Year | Sale Number | Deed Book | Deed Page | Sales Value Total |
|----------------------------|---------------------|------------|-------------|-----------|-----------|-------------------|
|                            | PHILLIPS, LILLIAN   | 1969       | 1           | 140       | 209       | 0                 |
| PHILLIPS, LILLIAN          |                     | 1973       | 1           | 159       | 485       | 0                 |
|                            | PHILLIPS, LILLIAN   | 1988       | 1           | 215       | 136,235   | 7,000             |
| PHILLIPS, LILLIAN          | PHILLIPS, SHIRLEY   | 2004       | 1           | WILL      |           | 0                 |
| ST OF AR/PHILLIPS, SHIRLEY | ALLIED VENTURES LLC | 2020       | 1           | 2020      | 05985     | 0                 |





*place lien on property*

**Case #:** 190086

**Case Date:** 08/23/19

**Date of Violation:** 08/23/2019

**Violation Type:** Property Maintenance Code

**Complainant Name:** City Of Osceola

**Complainant Address:** 303 Hale

**Complainant Phone:** 870-563-5245

**Description:** Overgrown Lot

**Permits Required:**

**Correction of Violation By:** 08/30/2019

**Status:** Open

**Assigned To:** Ed Richardson

## Property

| Parcel #      | Address      | Legal Description  | Owner Name   | Owner Phone | Zoning |
|---------------|--------------|--|--------------|-------------|--------|
| 301-00425-000 | 423 E Semmes | Lot 5 W 1/2 & IRREG<br>SHAPE LOT N OF LOT 5<br>& W OF LOT S-4 OF 31-13-<br>11 OSCEOLA IRREG LOTS | Harold Vives |             | AB     |

## Violations

| Date       | Violation                                 | Description  | Notes | Status |
|------------|---|--|-------|--------|
| 08/23/2019 | 5.12.03 Weeds and Grass,<br>Etc., Removal | Weeds and grass, removal of rubbish, open storage, stagnant water.<br>It shall be unlawful for any person owning and/or occupying any lot<br>or real property within the City of Osceola, Arkansas, to allow<br>weeds to grow thereon to a greater height of more than twelve (12)<br>inches or to become unsightly or unsanitary, or to allow grass,<br>garbage, rubbish, rotting or dead limbs or trees to become unsafe,<br>unsightly and unsanitary or allow any icebox, refrigerator, stove,<br>tires, building material, paper, building rubbish to be openly stored,<br>or allow similar unsafe, unsightly and unsanitary. Ord. No. 2009-<br>867. |       | Open   |

## Fees

| Fee                       | Description      | Notes | Amount          |
|---------------------------|------------------|-------|-----------------|
| Code Enforcement Citation | Enter Fee Amount |       | \$400.00        |
| Code Enforcement Citation | Enter Fee Amount |       | \$400.00        |
| <b>Total</b>              |                  |       | <b>\$800.00</b> |

**Tax Year:** 2020  
**County Name:** MISSISSIPPI  
**Name:** VIVES HAROLD  
**Physical Address:** 423 SEMMES      **Mailing Address:** 503 FORT PENA  
**City:** OSCEOLA      **City:** SAN ANTONIO  
**State:** AR      **State:** TX  
**Zip:** 782453496

|   |                           |                                      |                                  |   |                                |                                       |
|---|---------------------------|--------------------------------------|----------------------------------|---|--------------------------------|---------------------------------------|
| <b>Parcel Number:</b><br>301-00425-000  |                           | <b>Receipt #:</b>                    |                                  | <b>Land Owner Name:</b><br>VIVES HAROLD |                                |                                       |
| <b>Legal Description:</b> Sec-Twn_Rng: 31-13-11      Acres: 2.61      Forestry Acres: .00<br><br>LOT 5 W 1/2 & IRREG SHAPED LOT N OF LOT 5 & W OF LOT S-4 OF 31-13-11<br><br>95 X 1195<br><br>OSCEOLA IRREG LOTS      Deed Book: 2018    Deed Page: 1704    Deed Date: 03-13-2018 |                           |                                      |                                  |   |                                |                                       |
| <b>District:</b><br>1N<br>OSCEOLA CITY  | <b>True:</b><br>Assessed: | <b>Land Value:</b><br>9,500<br>1,900 | <b>Building Value:</b><br>0<br>0 | <b>Total Value:</b><br>9,500<br>1,900   | <b>Millage Rate:</b><br>.00000 | <b>Gross Tax:</b><br>.00<br>.00       |
|   |                           |                                      |                                  | <b>Homestead Credit Amount:</b> .00     |                                |                                       |
| <b><u>Tax Entities:</u></b>   |                           | <b><u>Mills:</u></b>                 |                                  | <b><u>Tax:</u></b>                      |                                | <b><u>Drainage/Special Taxes:</u></b> |
|   |                           |                                      |                                  |   |                                | DRAINAGE DIST: D112                   |
|   |                           |                                      |                                  |   |                                | Interest: .00                         |
|   |                           |                                      |                                  |   |                                | Publ. Cost: .00                       |
|   |                           |                                      |                                  |   |                                | Gross Tax Amount: .00                 |
|   |                           |                                      |                                  |   |                                | LESS Credit: .00                      |
|   |                           |                                      |                                  |   |                                | PLUS Spl. Tax: .00                    |
|   |                           |                                      |                                  |   |                                | Forestry Tax: .00                     |
|   |                           |                                      |                                  |   |                                | NET TAX AMOUNT: .00                   |
|   |                           |                                      |                                  |   |                                | Penalties/Int.: .00                   |
| <b>TOTAL:</b>   |                           |                                      |                                  |   |                                |                                       |

Amount Due based on date of: 12/10/2020

**Total Amount:** .00

**Total Amount Collected:** .00

\*Taxes due will be considered delinquent on 12/9/2021

**SALE INFORMATION:**

| Seller                   | Buyer                    | Sales Year | Sale Number | Deed Book | Deed Page | Sales Value Total |
|--------------------------|--------------------------|------------|-------------|-----------|-----------|-------------------|
|                          | BECKHAM, T C             | 1951       | 1           |           |           | 0                 |
| BECKHAM, T C             | GANN, CHARLES & MARY     | 1984       | 1           | 201       | 405       | 0                 |
| GANN, CHARLES & MARY     | KINSEY, CLOTIEL          | 1985       | 1           | 205       | 472       | 0                 |
| KINSEY, CLOTIEL          | KINSEY, CLOTIEL          | 1992       | 1           | 233       | 175       | 0                 |
| KINSEY, CLOTIEL          | OSCEOLA PRODUCTS COMPANY | 1997       | 1           | 257       | 147       | 0                 |
| OSCEOLA PRODUCTS COMPANY | PRODUCERS MID-SOUTH CO   | 1999       | 1           | 265       | 436       | 0                 |
| PRODUCERS MID-SOUTH CO   | OSCEOLA RENTALS LLC      | 2001       | 1           | 276       | 34        | 0                 |
| OSCEOLA RENTALS LLC      | FOUNTAIN, BILLY          | 2002       | 1           | 278       | 856       | 0                 |



*place lien on property*

**Case #:** 190087

**Case Date:** 08/23/19

**Date of Violation:** 05/01/2019

**Violation Type:** Property Maintenance Code

**Complainant Name:** City Of Osceola

**Complainant Address:** 303 Hale

**Complainant Phone:** 870-563-5245

**Description:** Overgrown Lot

**Permits Required:**

**Correction of Violation By:** 08/30/2019

**Status:** Open

**Assigned To:** Ed Richardson

## Property

| Parcel #      | Address      | Legal Description   | Owner Name             | Owner Phone | Zoning |
|---------------|--------------|---|------------------------|-------------|--------|
| 301-00403-000 | 435 E Semmes | LT S-1 EX:E13' REP IRREG<br>LTS 1 & 6 W1/2 31-13-11 &<br>E59'3 A HIGHLAND OF 31-<br>13-11 | JNL INVESTMENTS<br>LLC |             | AB     |

## Violations

| Date       | Violation                                 | Description  | Notes | Status |
|------------|---|--|-------|--------|
| 08/23/2019 | 5.12.03 Weeds and Grass,<br>Etc., Removal | Weeds and grass, removal of rubbish, open storage, stagnant water. It shall be unlawful for any person owning and/or occupying any lot or real property within the City of Osceola, Arkansas, to allow weeds to grow thereon to a greater height of more than twelve (12) inches or to become unsightly or unsanitary, or to allow grass, garbage, rubbish, rotting or dead limbs or trees to become unsafe, unsightly and unsanitary or allow any icebox, refrigerator, stove, tires, building material, paper, building rubbish to be openly stored, or allow similar unsafe, unsightly and unsanitary. Ord. No. 2009-867. |       | Open   |

## Fees

| Fee                       | Description      | Notes | Amount          |
|---------------------------|------------------|-------|-----------------|
| Code Enforcement Citation | Enter Fee Amount |       | \$300.00        |
| Code Enforcement Citation | Enter Fee Amount |       | \$300.00        |
| <b>Total</b>              |                  |       | <b>\$600.00</b> |

**Tax Year:** 2020  
**County Name:** MISSISSIPPI  
**Name:** JNL INVESTMENTS LLC  
**Physical Address:** 435 SEMMES      **Mailing Address:** PO BOX 63  
**City:** OSCEOLA      **City:** SHELBY  
**State:** AR      **State:** MS  
**Zip:** 387740063

|   |                                      |                                      |                                  |  |   |
|---|--------------------------------------|--------------------------------------|----------------------------------|--|---|
| <b>Parcel Number:</b><br>301-00403-000  |                                      | <b>Receipt #:</b>                    |                                  | <b>Land Owner Name:</b><br>JNL INVESTMENTS LLC |   |
| <b>Legal Description:</b> <b>Sec-Twn_Rng:</b> 31-13-11 <b>Acres:</b> .18 <b>Forestry Acres:</b> .00<br><br>LT S-1 EX:E13' REP IRREG LTS 1 & 6 W1/2 31-13-11 & E59' 3 A HIGHLAND OF 31-13-11<br><br>72 X 110<br><br>OSCEOLA IRREG LOTS |                                      |                                      |                                  |  |   |
|   |                                      | <b>Deed Book:</b> 2018               |                                  | <b>Deed Page:</b> 591                          |   |
|   |                                      | <b>Deed Date:</b> 03-14-2018         |                                  |  |   |
| <b>District:</b><br>IN<br>OSCEOLA CITY  | <b>True:</b><br><br><b>Assessed:</b> | <b>Land Value:</b><br>6,500<br>1,300 | <b>Building Value:</b><br>0<br>0 | <b>Total Value:</b><br>6,500<br>1,300          | <b>Millage Rate:</b><br><br>.00000<br><b>Homestead Credit Amount:</b> |
|   |                                      |                                      |                                  | <b>Gross Tax:</b><br><br>.00<br>.00            |   |
| <b>Tax Entities:</b>  |                                      | <b>Mills:</b>                        | <b>Tax:</b>                      | <b>Drainage/Special Taxes:</b>                 |   |
|   |                                      |                                      |                                  | DRAINAGE DIST: D112                            |   |
|   |                                      |                                      |                                  | Interest: .00                                  |   |
|   |                                      |                                      |                                  | Publ. Cost: .00                                |   |
|   |                                      |                                      |                                  | Gross Tax Amount: .00                          |   |
|   |                                      |                                      |                                  | LESS Credit: .00                               |   |
|   |                                      |                                      |                                  | PLUS Spl. Tax: .00                             |   |
|   |                                      |                                      |                                  | Forestry Tax: .00                              |   |
|   |                                      |                                      |                                  | NET TAX AMOUNT: .00                            |   |
|   |                                      |                                      |                                  | Penalties/Int.: .00                            |   |
| <b>TOTAL:</b>   |                                      |                                      |                                  |  |   |

**Amount Due based on date of: 12/10/2020**

**Total Amount:** .00

**Total Amount Collected:** .00

\*Taxes due will be considered delinquent on 12/9/2021

**SALE INFORMATION:**

| Seller                   | Buyer                    | Sales Year | Sale Number | Deed Book | Deed Page | Sales Value Total |
|--------------------------|--------------------------|------------|-------------|-----------|-----------|-------------------|
|                          | HODGE, CLOVIS & LINDA    | 1973       | 1           | 148       | 56        | 0                 |
| HODGE, CLOVIS & LINDA    | GANN, CHARLES            | 1985       | 1           | 203       | 734       | 0                 |
| GANN, CHARLES            | KINSEY, CLOTIEL          | 1985       | 2           | 205       | 472       | 40,000            |
| KINSEY, CLOTIEL          | KINSEY, CLOTIEL          | 1992       | 1           | 233       | 175       | 0                 |
| KINSEY, CLOTIEL          | OSCEOLA PRODUCTS COMPANY | 1997       | 1           | 257       | 147       | 0                 |
| OSCEOLA PRODUCTS COMPANY | PRODUCERS MID-SOUTH CO   | 1999       | 1           | 265       | 436       | 0                 |
| PRODUCERS MID-SOUTH CO   | OSCEOLA RENTALS LLC      | 2001       | 1           | 276       | 34        | 0                 |
| OSCEOLA RENTALS LLC      | LEVEE SIDE RENTALS LLC   | 2007       | 1           | 2007      | 5965      | 0                 |
| LEVEE SIDE RENTALS LLC   | KENNROB RENTALS LLC      | 2008       | 1           | 2008      | 6019      | 180,000           |



*Place fix on property*

**Case #:** 190090

**Case Date:** 08/27/19

**Date of Violation:** 05/01/2019

**Violation Type:** Property Maintenance Code

**Complainant Name:** City of Osceola

**Complainant Address:** 303 Hale

**Complainant Phone:** 870-563-5245

**Description:** Overgrown Lot

**Permits Required:**

**Correction of Violation By:** 09/03/2019

**Status:** Open

**Assigned To:** Ed Richardson

### Property

| Parcel #      | Address          | Legal Description    | Owner Name     | Owner Phone | Zoning |
|---------------|------------------|----------------------|----------------|-------------|--------|
| 301-01348-000 | 314 E ST JOHN AR | E50' LOT 31 HALE ADD | FREEMAN, RICKY |             | RI     |

### Violations

| Date       | Violation                              | Description  | Notes | Status |
|------------|--|--|-------|--------|
| 08/27/2019 | 5.12.03 Weeds and Grass, Etc., Removal | Weeds and grass, removal of rubbish, open storage, stagnant water. It shall be unlawful for any person owning and/or occupying any lot or real property within the City of Osceola, Arkansas, to allow weeds to grow thereon to a greater height of more than twelve (12) inches or to become unsightly or unsanitary, or to allow grass, garbage, rubbish, rotting or dead limbs or trees to become unsafe, unsightly and unsanitary or allow any icebox, refrigerator, stove, tires, building material, paper, building rubbish to be openly stored, or allow similar unsafe, unsightly and unsanitary. Ord. No. 2009-867. |       | Open   |

### Fees

| Fee                       | Description      | Notes | Amount            |
|---------------------------|------------------|-------|-------------------|
| Code Enforcement Citation | Enter Fee Amount |       | \$500.00          |
| Code Enforcement Citation | Enter Fee Amount |       | \$500.00          |
| <b>Total</b>              |                  |       | <b>\$1,000.00</b> |



*Place lien on property*

**Case #:** 190095

**Case Date:** 08/27/19

**Date of Violation:** 05/01/2019

**Violation Type:** Property Maintenance Code

**Complainant Name:** City of Osceola

**Complainant Address:** 303 Hale

**Complainant Phone:** 870-563-5245

**Description:** Overgrown Lot

**Permits Required:**

**Correction of Violation By:** 09/03/2019

**Status:** Open

**Assigned To:** Ed Richardson

### Property

| Parcel #      | Address                                | Legal Description  | Owner Name   | Owner Phone | Zoning |
|---------------|--|--|--|-------------|--------|
| 301-00840-100 | 412 S CARTHON ST<br>(PECAN) OSCEOLA AR | N61' LOT 5 & N61' E40'<br>LOT 6 BLOCK F JD<br>DRIVER ADD | <del>XXXXXXXXXX</del><br><del>XXXXXXXXXX</del><br><del>TRUST</del> |             | RI     |

### Violations

| Date       | Violation                                 | Description   | Notes | Status |
|------------|---|---|-------|--------|
| 08/27/2019 | 5.12.03 Weeds and Grass,<br>Etc., Removal | Weeds and grass, removal of rubbish, open storage, stagnant water.<br>It shall be unlawful for any person owning and/or occupying any lot or real property within the City of Osceola, Arkansas, to allow weeds to grow thereon to a greater height of more than twelve (12) inches or to become unsightly or unsanitary, or to allow grass, garbage, rubbish, rotting or dead limbs or trees to become unsafe, unsightly and unsanitary or allow any icebox, refrigerator, stove, tires, building material, paper, building rubbish to be openly stored, or allow similar unsafe, unsightly and unsanitary. Ord. No. 2009-867. |       | Open   |

### Fees

| Fee                       | Description      | Notes | Amount   |
|---------------------------|------------------|-------|----------|
| Code Enforcement Citation | Enter Fee Amount |       | \$300.00 |
| Code Enforcement Citation | Enter Fee Amount |       | \$300.00 |
| Total                     |                  |       | \$600.00 |

**Tax Year:** 2020  
**County Name:** MISSISSIPPI  
**Name:** ABW PROPERTIES LLC  
**Physical Address:** 412 CARTHON ST (PECAN) **Mailing Address:** 13400 S ROUTE 59 STE 116-226  
**City:** OSCEOLA **City:** PLAINFIELD  
**State:** AR **State:** IL  
**Zip:** 605855826

|  |                           |                                    |                                  |   |  |
|--|---------------------------|------------------------------------|----------------------------------|---|--|
| <b>Parcel Number:</b><br>301-00840-100   |                           | <b>Receipt #:</b>                  |                                  | <b>Land Owner Name:</b><br>ABW PROPERTIES LLC |  |
| <b>Legal Description:</b> Sec-Twn_Rng: 36-13-10 <b>Acres:</b> .14 <b>Forestry Acres:</b> .00<br>N61' LOT 5 & N61' E40' LOT 6 BLOCK F JD DRIVER ADD<br>61 X 100<br>JD DRIVER ADD<br>Deed Book: 2020    Deed Page: 8166    Deed Date: 12-07-2020 |                           |                                    |                                  |   |  |
| <b>District:</b><br>IN<br>OSCEOLA CITY   | <b>True:</b><br>Assessed: | <b>Land Value:</b><br>3,000<br>600 | <b>Building Value:</b><br>0<br>0 | <b>Total Value:</b><br>3,000<br>600           | <b>Millage Rate:</b><br>.00000<br><br><b>Gross Tax:</b><br>.00<br>Homestead Credit Amount: .00 |
| <b>Tax Entities:</b>   |                           | <b>Mills:</b>                      | <b>Tax:</b>                      | <b>Drainage/Special Taxes:</b>                |  |
|  |                           |                                    |                                  | DRAINAGE DIST: D112                           |  |
|  |                           |                                    |                                  | Interest: .00                                 |  |
|  |                           |                                    |                                  | Publ. Cost: .00                               |  |
|  |                           |                                    |                                  | Gross Tax Amount: .00                         |  |
|  |                           |                                    |                                  | LESS Credit: .00                              |  |
|  |                           |                                    |                                  | PLUS Spl. Tax: .00                            |  |
|  |                           |                                    |                                  | Forestry Tax: .00                             |  |
|  |                           |                                    |                                  | NET TAX AMOUNT: .00                           |  |
|  |                           |                                    |                                  | Penalties/Int.: .00                           |  |
| <b>TOTAL:</b>  |                           |                                    |                                  |   |  |

Amount Due based on date of: 12/10/2020

**Total Amount:** .00

**Total Amount Collected:** .00

\*Taxes due will be considered delinquent on 12/9/2021

**SALE INFORMATION:**

| Seller                                   | Buyer                                    | Sales Year | Sale Number | Deed Book | Deed Page | Sales Value Total |
|--|--|------------|-------------|-----------|-----------|-------------------|
|  | RANDOLPH, BILLY J                        | 1984       | 1           | 201       | 331       | 18,000            |
| RANDOLPH, BILLY J                        | MORTGAGE ELECTRONIC REGISTRATION         | 2007       | 1           | 2007      | 5466      | 0                 |
| MORTGAGE ELECTRONIC REGISTRATION         | SECRETARY OF HOUSING & URBAN DEVELOPMENT | 2008       | 1           | 2008      | 5813      | 0                 |
| SECRETARY OF HOUSING & URBAN DEVELOPMENT | SECRETARY OF HOUSING & URBAN DEVELOPMENT | 2008       | 2           | 2008      | 6790      | 0                 |
| SECRETARY OF HOUSING & URBAN DEVELOPMENT | SECRETARY OF HOUSING & URBAN DEVELOPMENT | 2008       | 3           | 2008      | 6795      | 0                 |



*Place lien on property*

**Case #:** 190096

**Case Date:** 08/27/19

**Date of Violation:** 05/01/2019

**Violation Type:** Property Maintenance Code

**Complainant Name:** City of Osceola

**Complainant Address:** 303 Hale

**Complainant Phone:** 870-563-5245

**Description:** Overgrown Lot

**Permits Required:**

**Correction of Violation By:** 09/03/2019

**Status:** Open

**Assigned To:** Ed Richardson

## Property

| Parcel #      | Address      | Legal Description | Owner Name          | Owner Phone | Zoning |
|---------------|--------------|-------------------|---------------------|-------------|--------|
| 301-01018-000 | 880 Chestnut |                   | JLN INVESTMENTS LLC |             | AB     |

## Violations

| Date       | Violation                              | Description  | Notes | Status |
|------------|--|--|-------|--------|
| 08/27/2019 | 5.12.03 Weeds and Grass, Etc., Removal | Weeds and grass, removal of rubbish, open storage, stagnant water. It shall be unlawful for any person owning and/or occupying any lot or real property within the City of Osceola, Arkansas, to allow weeds to grow thereon to a greater height of more than twelve (12) inches or to become unsightly or unsanitary, or to allow grass, garbage, rubbish, rotting or dead limbs or trees to become unsafe, unsightly and unsanitary or allow any icebox, refrigerator, stove, tires, building material, paper, building rubbish to be openly stored, or allow similar unsafe, unsightly and unsanitary. Ord. No. 2009-867. |       | Open   |

## Fees

| Fee                       | Description      | Notes | Amount          |
|---------------------------|------------------|-------|-----------------|
| Code Enforcement Citation | Enter Fee Amount |       | \$300.00        |
| Code Enforcement Citation | Enter Fee Amount |       | \$300.00        |
| <b>Total</b>              |                  |       | <b>\$600.00</b> |





*Place lien on property*

**Case #:** 190106

**Case Date:** 08/28/19

**Date of Violation:** 05/01/2019

**Violation Type:** Property Maintenance Code

**Complainant Name:** City of Osceola

**Complainant Address:** 303 Hale

**Complainant Phone:** 870-563-5245

**Description:** Overgrown Lot

**Permits Required:**

**Correction of Violation By:** 09/04/2019

**Status:** Open

**Assigned To:** Ed Richardson

## Property

| Parcel #      | Address                | Legal Description                              | Owner Name              | Owner Phone | Zoning |
|---------------|------------------------|--|-------------------------|-------------|--------|
| 301-00198-000 | 328 LINWOOD OSCEOLA AR | N1/2 W200' LOT 2 NW1/4 OF 36-13-10 328 LINWOOD | BOOKER, JOHN E & STAN K |             | RI     |

## Violations

| Date       | Violation                              | Description  | Notes | Status |
|------------|--|--|-------|--------|
| 08/28/2019 | 5.12.03 Weeds and Grass, Etc., Removal | Weeds and grass, removal of rubbish, open storage, stagnant water. It shall be unlawful for any person owning and/or occupying any lot or real property within the City of Osceola, Arkansas, to allow weeds to grow thereon to a greater height of more than twelve (12) inches or to become unsightly or unsanitary, or to allow grass, garbage, rubbish, rotting or dead limbs or trees to become unsafe, unsightly and unsanitary or allow any icebox, refrigerator, stove, tires, building material, paper, building rubbish to be openly stored, or allow similar unsafe, unsightly and unsanitary. Ord. No. 2009-867. |       | Open   |

## Fees

| Fee                       | Description      | Notes | Amount          |
|---------------------------|------------------|-------|-----------------|
| Code Enforcement Citation | Enter Fee Amount |       | \$450.00        |
| <b>Total</b>              |                  |       | <b>\$450.00</b> |

## Notes

| Date       | Note  | Created By:   |
|------------|---|---------------|
| 2019-08-28 | Cut lot 3 times / lot is filled with bricks and boards. | Ed Richardson |



*Place lien on property*

**Case #:** 200085

**Case Date:** 04/15/20

**Date of Violation:** 04/15/2020

**Violation Type:** Property Maintenance Code

**Complainant Name:** City of Osceola

**Complainant Address:** 303 Hale

**Complainant Phone:** 870-563-5245

**Description:** Overgrown Lot

**Permits Required:**

**Correction of Violation By:** 09/30/2020

**Status:** Open

**Assigned To:** Ed Richardson

#### Property

| Parcel #      | Address                   | Legal Description                   | Owner Name | Owner Phone | Zoning |
|---------------|---------------------------|-------------------------------------|------------|-------------|--------|
| 301-02575-000 | 100 N BROADWAY OSCEOLA AR | LOT 6-A REPLAT LOT 6 TOWN LOTS WEST | [REDACTED] |             | RV     |

#### Activities

| Date       | Activity Type | Description   | Employee      | Status   |
|------------|---------------|---|---------------|----------|
| 09/17/2020 | Send Letter   | City has already cut this lot 10 times this year. Lot owner isn't taking care of lot. | Ed Richardson | Assigned |

#### Violations

| Date       | Violation                              | Description  | Notes | Status |
|------------|--|--|-------|--------|
| 04/15/2020 | 5.04.01 Property Maintenance           | It shall be unlawful for the owner, owners or occupant of any lot or other real property within the City of Osceola, Arkansas to maintain or allow any dilapidated or unsightly building or structure on such lot or real property. Ord. No. 1991-650.   |       | Open   |
| 09/17/2020 | 5.12.03 Weeds and Grass, Etc., Removal | Weeds and grass, removal of rubbish, open storage, stagnant water. It shall be unlawful for any person owning and/or occupying any lot or real property within the City of Osceola, Arkansas, to allow weeds to grow thereon to a greater height of more than twelve (12) inches or to become unsightly or unsanitary, or to allow grass, garbage, rubbish, rotting or dead limbs or trees to become unsafe, unsightly and unsanitary or allow any icebox, refrigerator, stove, tires, building material, paper, building rubbish to be openly stored, or allow similar unsafe, unsightly and unsanitary. Ord. No. 2009-867. |       | Open   |

#### Fees

| Fee                       | Description      | Notes | Amount          |
|---------------------------|------------------|-------|-----------------|
| Code Enforcement Citation | Enter Fee Amount |       | \$350.00        |
| Code Enforcement Citation | Enter Fee Amount |       | \$350.00        |
| <b>Total</b>              |                  |       | <b>\$700.00</b> |

#### Notes

| Date       | Note  | Created By:   |
|------------|---|---------------|
| 2020-09-17 | Please contact code enforcement at (870)563-5245 or (870)549-2021 concerning the cost of cutting this lot. if the city doesn't receive a reply to this letter a lien will be placed on this property. | Ed Richardson |

**Tax Year:** 2020  
**County Name:** MISSISSIPPI  
**Name:** PLP PROMISE LAND PROPERTIES LLC  
**Physical Address:** 100 BROADWAY  
**City:** OSCEOLA  
**State:** AR  
**Mailing Address:** 1854 W 169TH ST STE A  
**City:** GARDENA  
**State:** CA  
**Zip:** 902475283

|   |                    |   |                           |                                |                         |                          |
|---|--------------------|---|---------------------------|--------------------------------|-------------------------|--------------------------|
| Parcel Number:<br>301-02575-000   | Receipt #:         | Land Owner Name:<br>PLP PROMISE LAND PROPERTIES LLC |                           |                                |                         |                          |
| Legal Description:<br>LOT 6-A REPLAT LOT 6 TOWN LOTS WEST<br>130 X 115<br>TOWN LOTS WEST OF LEVEE ADD |                    | Sec-Twn_Rng: 31-13-11                               |                           | Acres: .34                     |                         | Forestry Acres: .00      |
| District:<br>IN<br>OSCEOLA CITY   | True:<br>Assessed: | Land Value:<br>2,000<br>400                         | Building Value:<br>0<br>0 | Total Value:<br>2,000<br>400   | Millage Rate:<br>.00000 | Gross Tax:<br>.00<br>.00 |
|   |                    |   |                           | Homestead Credit Amount: .00   |                         |                          |
| <b>Tax Entities:</b>  |                    | <b>Mills:</b>                                       | <b>Tax:</b>               | <b>Drainage/Special Taxes:</b> |                         | <b>Tax Amount:</b>       |
|   |                    |   |                           | DRAINAGE DIST: D112            |                         |                          |
|   |                    |   |                           | Interest:                      |                         | .00                      |
|   |                    |   |                           | Publ. Cost:                    |                         | .00                      |
|   |                    |   |                           | Gross Tax Amount:              |                         | .00                      |
|   |                    |   |                           | LESS Credit:                   |                         | .00                      |
|   |                    |   |                           | PLUS Spl. Tax:                 |                         | .00                      |
|   |                    |   |                           | Forestry Tax:                  |                         | .00                      |
|   |                    |   |                           | NET TAX AMOUNT:                |                         | .00                      |
|   |                    |   |                           | Penalties/Int.:                |                         | .00                      |
| <b>TOTAL:</b>   |                    |   |                           |                                |                         |                          |

Amount Due based on date of: 12/10/2020


**Total Amount:** .00

**Total Amount Collected:** .00

\*Taxes due will be considered delinquent on 12/9/2021

**SALE INFORMATION:**

| Seller                         | Buyer                           | Sales Year | Sale Number | Deed Book | Deed Page | Sales Value Total |
|--------------------------------|---------------------------------|------------|-------------|-----------|-----------|-------------------|
|                                | GROVES, TOMMY                   | 1988       | 1           | 215       | 499       | 15,000            |
| GROVES, TOMMY                  | MCCANLESS, GLEN R               | 1988       | 2           | 215       | 1         | 0                 |
| MCCANLESS, GLEN R              | BURNS, KELLY R & SABRINA        | 1997       | 1           | 257       | 214       | 3,000             |
| BURNS, KELLY R & SABRINA ET AL | BURNS, KELLY R ET AL            | 2006       | 1           | 2006      | 7674      | 0                 |
| BURNS, KELLY R ET AL           | BURNS, KELLY R ET AL            | 2008       | 1           | 2008      | 8968      | 0                 |
| STATE LAND COMM/BURNS          | CHEAP HOME FINDERS, INC         | 2019       | 1           | 2019      | 00169     | 0                 |
| CHEAP HOME FINDERS, INC        | PLP PROMISE LAND PORPERTIES LLC | 2020       | 1           | 2020      | 08164     | 549               |



A Community United for Progress

**Case #:** 190019

**Case Date:** 07/05/19

**Date of Violation:** 07/05/2019

**Violation Type:** Property Maintenance Code

**Complainant Name:** City of Osceola

**Complainant Address:** 303 Hale

**Complainant Phone:** 870-563-5245

**Description:** Overgrown yard/vacant house

**Permits Required:**

**Correction of Violation By:** 10/07/2021

**Notice of Hearing:**

**Status:** Open

**Assigned To:** Ed Richardson

## Property

| Parcel #      | Address        | Legal Description | Owner Name                                      | Owner Phone | Zoning |
|---------------|----------------|-------------------|---|-------------|--------|
| 301-01292-000 | 123 Shadow Ln. |                   | Grant Leslie Brinkle or Jo Arlene Adams Brinkle |             | RI     |

## Violations

| Date       | Violation                              | Description  | Notes | Status |
|------------|--|--|-------|--------|
| 05/28/2020 | 5.04.01 Property Maintenance           | It shall be unlawful for the owner, owners or occupant of any lot or other real property within the City of Osceola, Arkansas to maintain or allow any dilapidated or unsightly building or structure on such lot or real property. Ord. No. 1991-650.   |       | Open   |
| 05/28/2020 | 5.12.03 Weeds and Grass, Etc., Removal | Weeds and grass, removal of rubbish, open storage, stagnant water. It shall be unlawful for any person owning and/or occupying any lot or real property within the City of Osceola, Arkansas, to allow weeds to grow thereon to a greater height of more than twelve (12) inches or to become unsightly or unsanitary, or to allow grass, garbage, rubbish, rotting or dead limbs or trees to become unsafe, unsightly and unsanitary or allow any icebox, refrigerator, stove, tires, building material, paper, building rubbish to be openly stored, or allow similar unsafe, unsightly and unsanitary. Ord. No. 2009-867. |       | Open   |

## Fees

| Fee                       | Description      | Notes | Amount     |
|---------------------------|------------------|-------|------------|
| Code Enforcement Citation | Enter Fee Amount |       | \$300.00   |
| Code Enforcement Citation | Enter Fee Amount |       | \$200.00   |
| Code Enforcement Citation | Enter Fee Amount |       | \$100.00   |
| Code Enforcement Citation | Enter Fee Amount |       | \$600.00   |
| Code Enforcement Citation | Enter Fee Amount |       | \$200.00   |
| Total                     |                  |       | \$1,400.00 |


## Notes

| Date       | Note  | Created By:   |
|------------|---|---------------|
| 2021-10-07 | Property have been boarded up by the City. Emails and certified letters have been sent with no responses. property will be submitted to City attorney for lein to be put on property. | Cody Shreve   |
| 2021-09-23 | This property was also cut the entire year of 2020. City fees for this 2020 cuts is \$600.00.   | Ed Richardson |

# Notice of Violation

## City of Osceola

Office of Code Enforcement  
303 West Hale Avenue P.O. Box 443  
Osceola, AR 72370  
Phone (870) 563-5245  
Fax (870) 563-5195 or (870) 497-2228



10/07/2021

Grant Leslie Brinkle or Jo Arlene Adams Brinkle  
420 Stroud  
Jonesboro ,Arkansas 72401

Subject Property: 123 Shadow Ln., Osceola, Arkansas

Dear Property Owner:

YOU ARE HEREBY NOTIFIED TO DO THE FOLLOWING TO CORRECT THE VIOLATION(S) INDICATED BELOW:

**5.04.01 Property Maintenance** - It shall be unlawful for the owner, owners or occupant of any lot or other real property within the City of Osceola, Arkansas to maintain or allow any dilapidated or unsightly building or structure on such lot or real property. Ord. No. 1991-650.

**5.12.03 Weeds and Grass, Etc., Removal** - Weeds and grass, removal of rubbish, open storage, stagnant water. It shall be unlawful for any person owning and/or occupying any lot or real property within the City of Osceola, Arkansas, to allow weeds to grow thereon to a greater height of more than twelve (12) inches or to become unsightly or unsanitary, or to allow grass, garbage, rubbish, rotting or dead limbs or trees to become unsafe, unsightly and unsanitary or allow any icebox, refrigerator, stove, tires, building material, paper, building rubbish to be openly stored, or allow similar unsafe, unsightly and unsanitary. Ord. No. 2009-867.

### Action to be taken:

Property will be submitted to city attorney for lein to be placed on property. Fees and violations must be corrected to bring property back up to code.

FAILURE TO CORRECT VIOLATION(S) WILL RESULT IN ISSUANCE OF A COURT SUMMONS TO APPEAR IN DISTRICT COURT. THE MAXIMUM FINE PER COURT SUMMONS IS \$100.00 EACH DAY IS A SEPARATE OFFENSE. THE CLEANUP BEING PERFORMED BY CITY OFFICIALS ON THE PROPERTY WILL RESULT IN PAYMENT AT THE OWNER(S) EXPENSE OF \$100.00 OR TEN PERCENT (10%) OF THE TOTAL COSTS INCURRED BY THE CITY TO REMEDY THE VIOLATION, WHICHEVER IS GREATER, AND AN ADDITION OF THE ACTUAL COST OF THE WORK INVOLVED IN CORRECTING THE CONDITIONS. A LIEN MAY BE FILED AGAINST THE PROPERTY AND AGAINST YOU AS THE OWNER FOR UNPAID FEES.

Thank You,

Office of Code Enforcement

# BRINKLE LESLEY GRANT III & JO ARLENE

123 W SHADOW  
OSCEOLA, AR 72370-3338

9

## Basic Information

Parcel Number: 301-01292-000  
County Name: Mississippi County  
Property Address: BRINKLE LESLEY GRANT III & JO ARLENE  
123 W SHADOW  
OSCEOLA, AR 72370-3338  
[Map This Address](#)

Mailing Address: BRINKLE, LESLEY GRANT III & JO ARLENE  
106 EAST PINE  
OSCEOLA AR 72370

Collector's Mailing Address ⓘ: CHASE HODGE  
611 N ESTATE DR  
BLYTHEVILLE, AR 72315

Total Acres: 0.22

Timber Acres: 0.00

Sec-Twp-Rng: 02-12-10

Lot/Block: 3/H

Subdivision: GREENBRIAR ADD #1-3

Legal Description: LOT 3 BLOCK H GREENBRIAR 3RD ADD

School District: 1N OSCEOLA

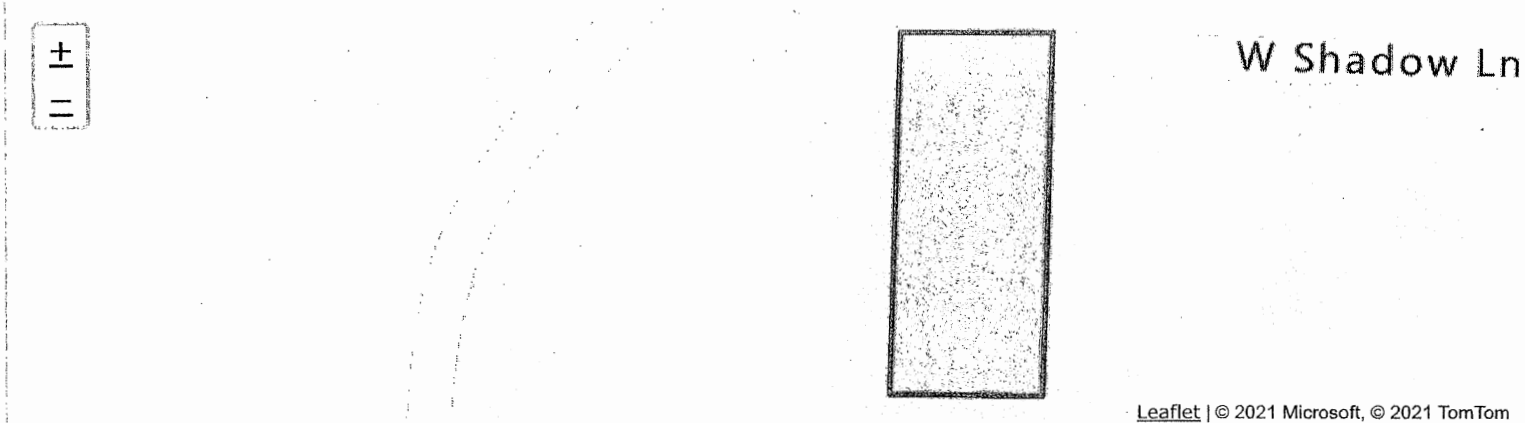
Improvement Districts: D112,ST FRANCIS LEVEE DISTRICT

Homestead Parcel?: No

Tax Status: Taxable

Over 65?: No

## Parcel Boundary



Leaflet | © 2021 Microsoft, © 2021 TomTom

## Land Information

| Land Type | Quantity                   | Front Width | Rear Width | Depth 1 | Depth 2 | Quarter |
|-----------|----------------------------|-------------|------------|---------|---------|---------|
| HOUSELOT  | 0.22 acres<br>[9,583 sqft] | 70          | 138        |         |         |         |

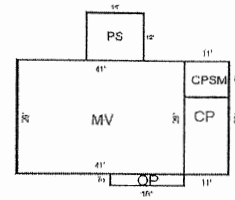
| Valuation Information |  | <a href="#">view prior year information</a> |          |
|-----------------------|--|---|----------|
| Entry                 |  | Appraised                                   | Assessed |
| Land: ②               |  | 11,500                                      | 2,300    |
| Improvements: ⑦       |  | 48,180                                      | 9,636    |
| Total Value: ⑦        |  | 59,680                                      | 11,936   |
| Taxable Value: ⑦      |  |   | 11,936   |
| Millage:              |  |   | 0.0564   |
| Estimated Taxes: ⑦    |  |   | \$673.19 |
| Assessment Year:      |  |   | 2021     |

| Tax Information |         |          |           |         |
|-----------------|---------|----------|-----------|---------|
| Year            | Book    | Tax Owed | Tax Paid  | Balance |
| <u>2020</u>     | Current | \$724.33 | -\$724.33 | \$0.00  |

| Receipts    |         |          |             |          |              |            |              |
|-------------|---------|----------|-------------|----------|--------------|------------|--------------|
| Receipt #   | Book    | Tax Year | ReceiptDate | Cash Amt | Check Amt    | Credit Amt | Total        |
| <u>2415</u> | Current | 2020     | 5/25/2021   | \$0.00   | \$136,786.00 | \$0.00     | \$136,786.00 |

| Sales History ② |           |       |                             |                             |      |      |                     |
|-----------------|-----------|-------|-----------------------------|-----------------------------|------|------|---------------------|
| Filed           | Sold      | Price | Grantor                     | Grantee                     | Book | Page | Deed Type           |
| 8/1/1994        | 8/1/1994  | 0     | BRINKLE, LESLIE GRANT III & | BRINKLE, LESLEY GRANT III   | 243  | 110  | RD(REDEMPTION DEED) |
| 6/1/1990        | 6/1/1990  | 0     | DAWSON, STEVE               | BRINKLE, LESLIE GRANT III & | 223  | 726  |                     |
| 8/1/1986        | 8/1/1986  | 0     | HOLT, LINDA D               | DAWSON, STEVE               | 207  | 641  |                     |
| 1/1/1982        | 1/1/1982  | 0     | FHA                         | HOLT, LINDA D               | 192  | 829  |                     |
| 1/1/1980        | 1/1/1980  | 0     | SCHOOLCRAFT, RONALD E       | FHA                         | 187  | 23   |                     |
| 11/1/1979       | 11/1/1979 | 0     | FLETCHER, W F               | SCHOOLCRAFT, RONALD E       | 180  | 516  |                     |
| 10/1/1978       | 10/1/1978 | 0     |                             | FLETCHER, W F               | 177  | 306  |                     |

| Improvement Information    |  |
|----------------------------|--|
| Residential Improvements   |  |
| Residential Improvement #1 |  |



Living Area 1st Floor

1,189

Basement Unfinished

0

Living Area 2nd Floor

0

Basement Finished w/Partitions

0

Basement Finished w/o Partitions

0

Living Area Total SF

1,189

Basement Total SF

0

Occupancy Type:

Single Family

Grade:

D4

Story Height:

1 Story

Year Built:

1988

Effective Age:

26

Construction Type:

Masonry

Roof Type:

Asphalt

Heat / AC:

Central

Fireplace:

0 0

Bathrooms:

1 full 1 half

Foundation Type:

Slab

Floor Type:

Elevated Slab

Floor Covering:

carpet: 1,189 sq ft

Additive Items:

| Additive Item | Quantity | Size | Description       |
|---------------|----------|------|-------------------|
| CPSM          | 99       |      | STORAGE - MASONRY |
| CP            | 319      |      | CARPORTS          |
| OP            | 54       |      | OPEN PORCH        |
| PS            | 168      |      | PATIO SLAB        |

Outbuildings / Yard Improvements:

| OBYI Item | Quantity | Size    | Description       |
|-----------|----------|---------|-------------------|
| CDW       | 280      | 10 x 28 | CONCRETE DRIVEWAY |
| CDW       | 168      | 4 x 42  | CONCRETE DRIVEWAY |
| FOB       | 80       | 8 x 10  |                   |
| WFX6      | 230      | 230 x 1 | 6' WOOD PRIVACY   |



# LITTLE CUSTOM HOMES LLC

OSCEOLA, AR 72395-0021

## Basic Information

**Parcel Number:** 301-01694-000  
**County Name:** Mississippi County  
**Property Address:** LITTLE CUSTOM HOMES LLC

OSCEOLA, AR 72395-0021

[Map This Address](#)

**Mailing Address:** LITTLE CUSTOM HOMES LLC  
PO BOX 21  
WILSON AR 72395

**Collector's Mailing Address** ⓘ: LITTLE CUSTOM HOMES LLC  
PO BOX 21  
WILSON, AR 72395

**Total Acres:** 3.24

**Timber Acres:** 0.00

**Sec-Twp-Rng:** 30-13-11

**Lot/Block:** 1-14/

**Subdivision:** JACKSONVILLE ADD

**Legal Description:** LTS 6 THRU 13 & N48' LT 14 JACKSONVILLE ADD EX LTS 1-5

**School District:** 1N OSCEOLA


**Improvement Districts:** D39,D9,ST FRANCIS LEVEE DISTRICT

**Homestead Parcel?:** No

**Tax Status:** Taxable

**Over 65?:** No

## Parcel Boundary



## Land Information

| Land Type | Quantity                     | Front Width | Rear Width | Depth 1 | Depth 2 | Quarter |
|-----------|------------------------------|-------------|------------|---------|---------|---------|
| CL        | 3.24 acres<br>[141,134 sqft] |             |            |         |         | NW      |

#### Valuation Information

[view prior year information](#)

| Entry              | Appraised | Assessed |
|--------------------|-----------|----------|
| Land: ⑦            | 9,000     | 1,800    |
| Improvements: ⑦    | 12,300    | 2,460    |
| Total Value: ⑦     | 21,300    | 4,260    |
| Taxable Value: ⑦   |           | 4,260    |
| Millage:           |           | 0.0564   |
| Estimated Taxes: ⑦ |           | \$240.26 |
| Assessment Year:   |           | 2021     |

#### Tax Information

| Year        | Book       | Tax Owed | Tax Paid | Balance  |
|-------------|------------|----------|----------|----------|
| <u>2020</u> | Delinquent | \$276.83 | \$0.00   | \$276.83 |
| <u>2019</u> | Delinquent | \$272.21 | \$0.00   | \$272.21 |
| <u>2018</u> | Delinquent | \$265.96 | \$0.00   | \$265.96 |
| <u>2017</u> | Delinquent | \$259.72 | \$0.00   | \$259.72 |


#### Sales History ⑦

| Filed     | Sold      | Price  | Grantor                        | Grantee                 | Book | Page  | Deed Type         |
|-----------|-----------|--------|--------------------------------|-------------------------|------|-------|-------------------|
| 4/17/2018 | 4/17/2018 | 0      | JNL INVESTMENTS LLC            | LITTLE CUSTOM HOMES LLC | 2018 | 01362 |                   |
| 3/15/2018 | 3/14/2018 | 0      | LITTLE CUSTOM HOMES LLC        | JNL INVESTMENTS LLC     | 2018 | 00591 | WD(WARRANTY DEED) |
| 11/3/2017 | 11/2/2017 | 35,000 | ROUTLEDGE, JASON & CHRISTOPHER | LITTLE CUSTOM HOMES LLC | 2017 | 6060  | WD(WARRANTY DEED) |
| 8/1/1987  | 8/1/1987  | 0      | CROSTHWAIT, J A                | ROUTLEDGE, JASON        | 211  | 441   | WD(WARRANTY DEED) |
| 1/1/1968  | 1/1/1968  | 0      |                                | CROSTHWAIT, J A         | 137  | 367   |                   |

#### Improvement Information

##### Residential Improvements

##### Residential Improvement #1



No Image Available

|                       |   |                                  |   |
|-----------------------|---|----------------------------------|---|
| Living Area 1st Floor | 0 | Basement Unfinished              | 0 |
| Living Area 2nd Floor | 0 | Basement Finished w/Partitions   | 0 |
|                       |   | Basement Finished w/o Partitions | 0 |
| Living Area Total SF  | 0 | Basement Total SF                | 0 |

#### Occupancy Type:

|                           |                          |
|---------------------------|--------------------------|
| <b>Grade:</b>             | D                        |
| <b>Story Height:</b>      |                          |
| <b>Year Built:</b>        | Year Built Not Available |
| <b>Effective Age:</b>     |                          |
| <b>Construction Type:</b> |                          |
| <b>Roof Type:</b>         | Unknown                  |
| <b>Heat / AC:</b>         | None                     |
| <b>Fireplace:</b>         | 0                        |
| <b>Bathrooms:</b>         |                          |
| <b>Foundation Type:</b>   | Unknown                  |
| <b>Floor Type:</b>        | Unknown                  |
| <b>Floor Covering:</b>    |                          |



**Case #:** 190034

**Case Date:** 07/15/19

**Date of Violation:** 07/15/2019

**Violation Type:** Property Maintenance Code

**Complainant Name:** City of Osceola

**Complainant Address:** 303 Hale

**Complainant Phone:** 870-563-5245

**Description:** Overgrown Lot

**Permits Required:**

**Correction of Violation By:** 07/31/2019

**Status:** Open

**Assigned To:** Ed Richardson

### Property

| Parcel #     | Address | Legal Description | Owner Name                           | Owner Phone | Zoning |
|--------------|---------|-------------------|--------------------------------------|-------------|--------|
| 1700 N Pearl |         |                   | Billy Joe Denton/Little Custom Homes |             |        |

### Violations

| Date       | Violation                              | Description  | Notes | Status |
|------------|--|--|-------|--------|
| 07/15/2019 | 5.12.03 Weeds and Grass, Etc., Removal | Weeds and grass, removal of rubbish, open storage, stagnant water. It shall be unlawful for any person owning and/or occupying any lot or real property within the City of Osceola, Arkansas, to allow weeds to grow thereon to a greater height of more than twelve (12) inches or to become unsightly or unsanitary, or to allow grass, garbage, rubbish, rotting or dead limbs or trees to become unsafe, unsightly and unsanitary or allow any icebox, refrigerator, stove, tires, building material, paper, building rubbish to be openly stored, or allow similar unsafe, unsightly and unsanitary. Ord. No. 2009-867. |       | Open   |

### Fees

| Fee                       | Description      | Notes | Amount          |
|---------------------------|------------------|-------|-----------------|
| Code Enforcement Citation | Enter Fee Amount |       | \$75.00         |
| Code Enforcement Citation | Enter Fee Amount |       | \$225.00        |
| <b>Total</b>              |                  |       | <b>\$300.00</b> |

# Notice of Violation

LIEN

## City of Osceola

Office of Code Enforcement  
303 West Hale Avenue P.O. Box 443  
Osceola, AR 72370  
Phone (870) 563-5245  
Fax (870) 563-5195



12/09/2020

Billy Joe Denton/Little Custom Homes

Subject Property: 1700 N Pearl, Osceola, Arkansas

Dear Property Owner:

YOU ARE HEREBY NOTIFIED TO DO THE FOLLOWING TO CORRECT THE VIOLATION(S) INDICATED ABOVE WITHIN SEVEN (7) DAYS OF NOTICE OF THE VIOLATION(S) DATE: 07/31/2019

**5.12.03 Weeds and Grass, Etc., Removal** - Weeds and grass, removal of rubbish, open storage, stagnant water. It shall be unlawful for any person owning and/or occupying any lot or real property within the City of Osceola, Arkansas, to allow weeds to grow thereon to a greater height of more than twelve (12) inches or to become unsightly or unsanitary, or to allow grass, garbage, rubbish, rotting or dead limbs or trees to become unsafe, unsightly and unsanitary or allow any icebox, refrigerator, stove, tires, building material, paper, building rubbish to be openly stored, or allow similar unsafe, unsightly and unsanitary. Ord. No. 2009-867.

### Action to be taken:

Failure to take care of lots lawn care. Lawn care and upkeep was done by the City of Osceola

FAILURE TO CORRECT VIOLATION(S) WILL RESULT IN ISSUANCE OF A COURT SUMMONS TO APPEAR IN MUNICIPAL COURT. THE MAXIMUM FINE PER COURT SUMMONS IS \$100.00 EACH DAY IS A SEPARATE OFFENSE. THE CLEANUP BEING PERFORMED BY CITY OFFICIALS ON THE PROPERTY WILL RESULT IN PAYMENT AT THE OWNER(S) EXPENSE OF \$100.00 OR TEN PERCENT (10%) OF THE TOTAL COSTS INCURRED BY THE CITY TO REMEDY THE VIOLATION, WHICHEVER IS GREATER, AND AN ADDITION OF THE ACTUAL COST OF THE WORK INVOLVED IN CORRECTING THE CONDITIONS. A LIEN MAY BE FILED AGAINST THE PROPERTY AND AGAINST YOU AS THE OWNER FOR UNPAID FEES.

Thank You,

Office of Code Enforcement



**Case #:** 190033

**Case Date:** 07/15/19

**Date of Violation:** 07/15/2019

**Violation Type:** Property Maintenance Code

**Complainant Name:** City of Osceola

**Complainant Address:** 303 Hale

**Complainant Phone:** 870-563-5245

**Description:** Overgrown Lot

**Permits Required:**

**Correction of Violation By:** 07/31/2019

**Status:** Open

**Assigned To:** Ed Richardson

## Property

| Parcel # | Address      | Legal Description | Owner Name                           | Owner Phone | Zoning |
|----------|--------------|-------------------|--------------------------------------|-------------|--------|
|          | 1610 N Pearl |                   | Billy Joe Denton/Little Custom Homes |             |        |

## Activities

| Date       | Activity Type | Description | Employee      | Status   |
|------------|---------------|-------------|---------------|----------|
| 07/15/2019 | Send Letter   |             | Ed Richardson | Assigned |

## Violations

| Date       | Violation                              | Description  | Notes | Status |
|------------|--|--|-------|--------|
| 07/15/2019 | 5.12.03 Weeds and Grass, Etc., Removal | Weeds and grass, removal of rubbish, open storage, stagnant water. It shall be unlawful for any person owning and/or occupying any lot or real property within the City of Osceola, Arkansas, to allow weeds to grow thereon to a greater height of more than twelve (12) inches or to become unsightly or unsanitary, or to allow grass, garbage, rubbish, rotting or dead limbs or trees to become unsafe, unsightly and unsanitary or allow any icebox, refrigerator, stove, tires, building material, paper, building rubbish to be openly stored, or allow similar unsafe, unsightly and unsanitary. Ord. No. 2009-867. |       | Open   |

## Fees

| Fee                       | Description      | Notes | Amount          |
|---------------------------|------------------|-------|-----------------|
| Code Enforcement Citation | Enter Fee Amount |       | \$75.00         |
| Code Enforcement Citation | Enter Fee Amount |       | \$225.00        |
| <b>Total</b>              |                  |       | <b>\$300.00</b> |

# Notice of Violation

LIEN

## City of Osceola

Office of Code Enforcement  
303 West Hale Avenue P.O. Box 443  
Osceola, AR 72370  
Phone (870) 563-5245  
Fax (870) 563-5195



12/09/2020

Billy Joe Denton/Little Custom Homes

Subject Property: 1610 N Pearl, Osceola, Arkansas

Dear Property Owner:

YOU ARE HEREBY NOTIFIED TO DO THE FOLLOWING TO CORRECT THE VIOLATION(S) INDICATED ABOVE WITHIN SEVEN (7) DAYS OF NOTICE OF THE VIOLATION(S) DATE: 07/31/2019

**5.12.03 Weeds and Grass, Etc., Removal** - Weeds and grass, removal of rubbish, open storage, stagnant water. It shall be unlawful for any person owning and/or occupying any lot or real property within the City of Osceola, Arkansas, to allow weeds to grow thereon to a greater height of more than twelve (12) inches or to become unsightly or unsanitary, or to allow grass, garbage, rubbish, rotting or dead limbs or trees to become unsafe, unsightly and unsanitary or allow any icebox, refrigerator, stove, tires, building material, paper, building rubbish to be openly stored, or allow similar unsafe, unsightly and unsanitary. Ord. No. 2009-867.

### Action to be taken:

Failure to take care of lots lawn care. Lawn care and upkeep was done by the City of Osceola

FAILURE TO CORRECT VIOLATION(S) WILL RESULT IN ISSUANCE OF A COURT SUMMONS TO APPEAR IN MUNICIPAL COURT. THE MAXIMUM FINE PER COURT SUMMONS IS \$\_100.00 EACH DAY IS A SEPARATE OFFENSE. THE CLEANUP BEING PERFORMED BY CITY OFFICIALS ON THE PROPERTY WILL RESULT IN PAYMENT AT THE OWNER(S) EXPENSE OF \$100.00 OR TEN PERCENT (10%) OF THE TOTAL COSTS INCURRED BY THE CITY TO REMEDY THE VIOLATION, WHICHEVER IS GREATER, AND AN ADDITION OF THE ACTUAL COST OF THE WORK INVOLVED IN CORRECTING THE CONDITIONS. A LIEN MAY BE FILED AGAINST THE PROPERTY AND AGAINST YOU AS THE OWNER FOR UNPAID FEES.

Thank You,

Office of Code Enforcement



**Case #:** 190032

**Case Date:** 07/15/19

**Date of Violation:** 07/15/2019

**Violation Type:** Property Maintenance Code

**Complainant Name:** City of Osceola

**Complainant Address:** 303 Hale

**Complainant Phone:** 870-563-5245

**Description:** Overgrown Lot

**Permits Required:**

**Correction of Violation By:** 07/31/2019

**Status:** Open

**Assigned To:** Ed Richardson

## Property

| Parcel # | Address       | Legal Description | Owner Name                           | Owner Phone | Zoning |
|----------|---------------|-------------------|--------------------------------------|-------------|--------|
|          | 1608 N. Pearl |                   | Billy Joe Denton/Little Custom Homes |             |        |

## Activities

| Date       | Activity Type | Description | Employee      | Status   |
|------------|---------------|-------------|---------------|----------|
| 07/15/2019 | Send Letter   |             | Ed Richardson | Assigned |

## Violations

| Date       | Violation                              | Description  | Notes | Status |
|------------|--|--|-------|--------|
| 07/15/2019 | 5.12.03 Weeds and Grass, Etc., Removal | Weeds and grass, removal of rubbish, open storage, stagnant water. It shall be unlawful for any person owning and/or occupying any lot or real property within the City of Osceola, Arkansas, to allow weeds to grow thereon to a greater height of more than twelve (12) inches or to become unsightly or unsanitary, or to allow grass, garbage, rubbish, rotting or dead limbs or trees to become unsafe, unsightly and unsanitary or allow any icebox, refrigerator, stove, tires, building material, paper, building rubbish to be openly stored, or allow similar unsafe, unsightly and unsanitary. Ord. No. 2009-867. |       | Open   |

## Fees

| Fee                       | Description      | Notes | Amount          |
|---------------------------|------------------|-------|-----------------|
| Code Enforcement Citation | Enter Fee Amount |       | \$75.00         |
| Code Enforcement Citation | Enter Fee Amount |       | \$225.00        |
| <b>Total</b>              |                  |       | <b>\$300.00</b> |



# Notice of Violation

Lien

## City of Osceola

Office of Code Enforcement

303 West Hale Avenue P.O. Box 443

Osceola, AR 72370

Phone (870) 563-5245

Fax (870) 563-5195



12/09/2020

Billy Joe Denton/Little Custom Homes

Subject Property: 1608 N. Pearl, Osceola, Arkansas

Dear Property Owner:

YOU ARE HEREBY NOTIFIED TO DO THE FOLLOWING TO CORRECT THE VIOLATION(S) INDICATED ABOVE WITHIN SEVEN (7) DAYS OF NOTICE OF THE VIOLATION(S) DATE: 07/31/2019

**5.12.03 Weeds and Grass, Etc., Removal** - Weeds and grass, removal of rubbish, open storage, stagnant water. It shall be unlawful for any person owning and/or occupying any lot or real property within the City of Osceola, Arkansas, to allow weeds to grow thereon to a greater height of more than twelve (12) inches or to become unsightly or unsanitary, or to allow grass, garbage, rubbish, rotting or dead limbs or trees to become unsafe, unsightly and unsanitary or allow any icebox, refrigerator, stove, tires, building material, paper, building rubbish to be openly stored, or allow similar unsafe, unsightly and unsanitary. Ord. No. 2009-867.

### Action to be taken:

Failure to take care of lots lawn care. Lawn care and upkeep was done by the City of Osceola

FAILURE TO CORRECT VIOLATION(S) WILL RESULT IN ISSUANCE OF A COURT SUMMONS TO APPEAR IN MUNICIPAL COURT. THE MAXIMUM FINE PER COURT SUMMONS IS \$ 100.00 EACH DAY IS A SEPARATE OFFENSE. THE CLEANUP BEING PERFORMED BY CITY OFFICIALS ON THE PROPERTY WILL RESULT IN PAYMENT AT THE OWNER(S) EXPENSE OF \$100.00 OR TEN PERCENT (10%) OF THE TOTAL COSTS INCURRED BY THE CITY TO REMEDY THE VIOLATION, WHICHEVER IS GREATER, AND AN ADDITION OF THE ACTUAL COST OF THE WORK INVOLVED IN CORRECTING THE CONDITIONS. A LIEN MAY BE FILED AGAINST THE PROPERTY AND AGAINST YOU AS THE OWNER FOR UNPAID FEES.

Thank You,

Office of Code Enforcement



**Case #:** 190031

**Case Date:** 07/15/19

**Date of Violation:** 07/15/2019

**Violation Type:** Property Maintenance Code

**Complainant Name:** City of Osceola

**Complainant Address:** 303 Hale

**Complainant Phone:** 870-563-5245

**Description:** Overgrown Lot

**Permits Required:**

**Correction of Violation By:** 07/31/2019

**Status:** Open

**Assigned To:** Ed Richardson

## Property

| Parcel # | Address       | Legal Description | Owner Name                          | Owner Phone | Zoning |
|----------|---------------|-------------------|-------------------------------------|-------------|--------|
|          | 1606 N. Pearl |                   | Billy Joe Denton/Little Custom Home |             |        |

## Activities

| Date       | Activity Type | Description | Employee      | Status   |
|------------|---------------|-------------|---------------|----------|
| 07/15/2019 | Send Letter   |             | Ed Richardson | Assigned |

## Violations

| Date       | Violation                              | Description  | Notes | Status |
|------------|--|--|-------|--------|
| 07/15/2019 | 5.12.03 Weeds and Grass, Etc., Removal | Weeds and grass, removal of rubbish, open storage, stagnant water. It shall be unlawful for any person owning and/or occupying any lot or real property within the City of Osceola, Arkansas, to allow weeds to grow thereon to a greater height of more than twelve (12) inches or to become unsightly or unsanitary, or to allow grass, garbage, rubbish, rotting or dead limbs or trees to become unsafe, unsightly and unsanitary or allow any icebox, refrigerator, stove, tires, building material, paper, building rubbish to be openly stored, or allow similar unsafe, unsightly and unsanitary. Ord. No. 2009-867. |       | Open   |

## Fees

| Fee                       | Description      | Notes | Amount          |
|---------------------------|------------------|-------|-----------------|
| Code Enforcement Citation | Enter Fee Amount |       | \$75.00         |
| Code Enforcement Citation | Enter Fee Amount |       | \$225.00        |
| <b>Total</b>              |                  |       | <b>\$300.00</b> |

# Notice of Violation

Lien

## City of Osceola

Office of Code Enforcement

303 West Hale Avenue P.O. Box 443

Osceola, AR 72370

Phone (870) 563-5245

Fax (870) 563-5195



---

12/09/2020

Billy Joe Denton/Little Custom Home

Subject Property: 1606 N. Pearl, Osceola, Arkansas

Dear Property Owner:

YOU ARE HEREBY NOTIFIED TO DO THE FOLLOWING TO CORRECT THE VIOLATION(S) INDICATED ABOVE WITHIN SEVEN (7) DAYS OF NOTICE OF THE VIOLATION(S) DATE: 07/31/2019

**5.12.03 Weeds and Grass, Etc., Removal** - Weeds and grass, removal of rubbish, open storage, stagnant water. It shall be unlawful for any person owning and/or occupying any lot or real property within the City of Osceola, Arkansas, to allow weeds to grow thereon to a greater height of more than twelve (12) inches or to become unsightly or unsanitary, or to allow grass, garbage, rubbish, rotting or dead limbs or trees to become unsafe, unsightly and unsanitary or allow any icebox, refrigerator, stove, tires, building material, paper, building rubbish to be openly stored, or allow similar unsafe, unsightly and unsanitary. Ord. No. 2009-867.

**Action to be taken:**

Failure to take care of lots lawn care. Lawn care and upkeep was done by the City of Osceola

FAILURE TO CORRECT VIOLATION(S) WILL RESULT IN ISSUANCE OF A COURT SUMMONS TO APPEAR IN MUNICIPAL COURT. THE MAXIMUM FINE PER COURT SUMMONS IS \$100.00 EACH DAY IS A SEPARATE OFFENSE. THE CLEANUP BEING PERFORMED BY CITY OFFICIALS ON THE PROPERTY WILL RESULT IN PAYMENT AT THE OWNER(S) EXPENSE OF \$100.00 OR TEN PERCENT (10%) OF THE TOTAL COSTS INCURRED BY THE CITY TO REMEDY THE VIOLATION, WHICHEVER IS GREATER, AND AN ADDITION OF THE ACTUAL COST OF THE WORK INVOLVED IN CORRECTING THE CONDITIONS. A LIEN MAY BE FILED AGAINST THE PROPERTY AND AGAINST YOU AS THE OWNER FOR UNPAID FEES.

Thank You,

Office of Code Enforcement



**Case #:** 190030

**Case Date:** 07/15/19

**Date of Violation:** 06/21/2019

**Violation Type:** Property Maintenance Code

**Complainant Name:** City of Osceola

**Complainant Address:** 303 Hale

**Complainant Phone:** 870-563-5245

**Description:** Overgrown Lot

**Permits Required:**

**Correction of Violation By:** 07/31/2019

**Status:** Open

**Assigned To:** Ed Richardson

## Property

| Parcel # | Address       | Legal Description | Owner Name                           | Owner Phone | Zoning |
|----------|---------------|-------------------|--------------------------------------|-------------|--------|
|          | 1604 N. Pearl |                   | Billy Joe Denton/Little Custom Homes |             |        |

## Activities

| Date       | Activity Type  | Description | Employee      | Status   |
|------------|----------------|-------------|---------------|----------|
| 07/15/2019 | Issue Citation |             | Ed Richardson | Assigned |

## Violations

| Date       | Violation                              | Description  | Notes | Status |
|------------|--|--|-------|--------|
| 07/15/2019 | 5.12.03 Weeds and Grass, Etc., Removal | Weeds and grass, removal of rubbish, open storage, stagnant water. It shall be unlawful for any person owning and/or occupying any lot or real property within the City of Osceola, Arkansas, to allow weeds to grow thereon to a greater height of more than twelve (12) inches or to become unsightly or unsanitary, or to allow grass, garbage, rubbish, rotting or dead limbs or trees to become unsafe, unsightly and unsanitary or allow any icebox, refrigerator, stove, tires, building material, paper, building rubbish to be openly stored, or allow similar unsafe, unsightly and unsanitary. Ord. No. 2009-867. |       | Open   |

## Fees

| Fee                       | Description      | Notes | Amount          |
|---------------------------|------------------|-------|-----------------|
| Code Enforcement Citation | Enter Fee Amount |       | \$75.00         |
| Code Enforcement Citation | Enter Fee Amount |       | \$225.00        |
| <b>Total</b>              |                  |       | <b>\$300.00</b> |

# Notice of Violation

Lien

## City of Osceola

Office of Code Enforcement

303 West Hale Avenue P.O. Box 443

Osceola, AR 72370

Phone (870) 563-5245

Fax (870) 563-5195



---

12/09/2020

Billy Joe Denton/Little Custom Homes

Subject Property: 1604 N. Pearl, Osceola, Arkansas

Dear Property Owner:

YOU ARE HEREBY NOTIFIED TO DO THE FOLLOWING TO CORRECT THE VIOLATION(S) INDICATED ABOVE WITHIN SEVEN (7) DAYS OF NOTICE OF THE VIOLATION(S) DATE: 07/31/2019

**5.12.03 Weeds and Grass, Etc., Removal** - Weeds and grass, removal of rubbish, open storage, stagnant water. It shall be unlawful for any person owning and/or occupying any lot or real property within the City of Osceola, Arkansas, to allow weeds to grow thereon to a greater height of more than twelve (12) inches or to become unsightly or unsanitary, or to allow grass, garbage, rubbish, rotting or dead limbs or trees to become unsafe, unsightly and unsanitary or allow any icebox, refrigerator, stove, tires, building material, paper, building rubbish to be openly stored, or allow similar unsafe, unsightly and unsanitary. Ord. No. 2009-867.

**Action to be taken:**

Failure to take care of lots lawn care. Lawn care and upkeep was done by the City of Osceola

FAILURE TO CORRECT VIOLATION(S) WILL RESULT IN ISSUANCE OF A COURT SUMMONS TO APPEAR IN MUNICIPAL COURT. THE MAXIMUM FINE PER COURT SUMMONS IS \$ 100.00 EACH DAY IS A SEPARATE OFFENSE. THE CLEANUP BEING PERFORMED BY CITY OFFICIALS ON THE PROPERTY WILL RESULT IN PAYMENT AT THE OWNER(S) EXPENSE OF \$100.00 OR TEN PERCENT (10%) OF THE TOTAL COSTS INCURRED BY THE CITY TO REMEDY THE VIOLATION, WHICHEVER IS GREATER, AND AN ADDITION OF THE ACTUAL COST OF THE WORK INVOLVED IN CORRECTING THE CONDITIONS. A LIEN MAY BE FILED AGAINST THE PROPERTY AND AGAINST YOU AS THE OWNER FOR UNPAID FEES.

Thank You,

Office of Code Enforcement



**Case #:** 190029

**Case Date:** 07/15/19

**Date of Violation:** 06/21/2019

**Violation Type:** Property Maintenance Code

**Complainant Name:** City of Osceola

**Complainant Address:** 303 Hale

**Complainant Phone:** 870-563-5245

**Description:** Overgrown Lot

**Permits Required:**

**Correction of Violation By:** 07/31/2019

**Status:** Open

**Assigned To:** Ed Richardson

## Property

| Parcel # | Address       | Legal Description | Owner Name                                 | Owner Phone | Zoning |
|----------|---------------|-------------------|--|-------------|--------|
|          | 1602 N. Pearl |                   | Billy Joe<br>Denton/Little Custom<br>Homes |             |        |

## Violations

| Date       | Violation                                 | Description  | Notes  | Status |
|------------|---|--|--|--------|
| 07/15/2019 | 5.12.03 Weeds and Grass,<br>Etc., Removal | Weeds and grass, removal of rubbish, open storage, stagnant water. It shall be unlawful for any person owning and/or occupying any lot or real property within the City of Osceola, Arkansas, to allow weeds to grow thereon to a greater height of more than twelve (12) inches or to become unsightly or unsanitary, or to allow grass, garbage, rubbish, rotting or dead limbs or trees to become unsafe, unsightly and unsanitary or allow any icebox, refrigerator, stove, tires, building material, paper, building rubbish to be openly stored, or allow similar unsafe, unsightly and unsanitary. Ord. No. 2009-867. | The city of Osceola has cut the property 2 times. A copy of the invoices was given to David Burnett. | Open   |

## Fees

| Fee                       | Description      | Notes | Amount          |
|---------------------------|------------------|-------|-----------------|
| Code Enforcement Citation | Enter Fee Amount |       | \$300.00        |
| <b>Total</b>              |                  |       | <b>\$300.00</b> |

## Notes

| Date       | Note                       | Created By:   |
|------------|----------------------------|---------------|
| 2019-12-13 | owner has filed bankruptcy | Ed Richardson |

# Notice of Violation

Lien

## City of Osceola

Office of Code Enforcement

303 West Hale Avenue P.O. Box 443

Osceola, AR 72370

Phone (870) 563-5245

Fax (870) 563-5195



12/09/2020

Billy Joe Denton/Little Custom Homes  
1602  
Osceola, Arkansas 72370

Subject Property: 1602 N. Pearl, Osceola, Arkansas

Dear Property Owner:

YOU ARE HEREBY NOTIFIED TO DO THE FOLLOWING TO CORRECT THE VIOLATION(S) INDICATED ABOVE WITHIN SEVEN (7) DAYS OF NOTICE OF THE VIOLATION(S) DATE: 07/31/2019

**5.12.03 Weeds and Grass, Etc., Removal** - Weeds and grass, removal of rubbish, open storage, stagnant water. It shall be unlawful for any person owning and/or occupying any lot or real property within the City of Osceola, Arkansas, to allow weeds to grow thereon to a greater height of more than twelve (12) inches or to become unsightly or unsanitary, or to allow grass, garbage, rubbish, rotting or dead limbs or trees to become unsafe, unsightly and unsanitary or allow any icebox, refrigerator, stove, tires, building material, paper, building rubbish to be openly stored, or allow similar unsafe, unsightly and unsanitary. Ord. No. 2009-867.

### Action to be taken:

Failure to take care of lots lawn care. Lawn care and upkeep was done by the City of Osceola

FAILURE TO CORRECT VIOLATION(S) WILL RESULT IN ISSUANCE OF A COURT SUMMONS TO APPEAR IN MUNICIPAL COURT. THE MAXIMUM FINE PER COURT SUMMONS IS \$100.00 EACH DAY IS A SEPARATE OFFENSE. THE CLEANUP BEING PERFORMED BY CITY OFFICIALS ON THE PROPERTY WILL RESULT IN PAYMENT AT THE OWNER(S) EXPENSE OF \$100.00 OR TEN PERCENT (10%) OF THE TOTAL COSTS INCURRED BY THE CITY TO REMEDY THE VIOLATION, WHICHEVER IS GREATER, AND AN ADDITION OF THE ACTUAL COST OF THE WORK INVOLVED IN CORRECTING THE CONDITIONS. A LIEN MAY BE FILED AGAINST THE PROPERTY AND AGAINST YOU AS THE OWNER FOR UNPAID FEES.

Thank You,

Office of Code Enforcement



## MUNICIPAL HEALTH BENEFIT PROGRAM

P.O. BOX 188  
NORTH LITTLE ROCK, ARKANSAS 72115  
PHONE (501) 978-6137  
FAX (501) 537-7252  
[www.aml.org](http://www.aml.org)

October 28, 2021

**TO: SELECTED OFFICIALS**

**FROM: MUNICIPAL HEALTH BENEFIT PROGRAM**

**SUBJECT: SEMIANNUAL APPLICATION OF RATES**

The Municipal Health Benefit Program (MHBP) Board of Trustees met on October 28, 2021. The MHBP has maintained stable overall rates for many years. The protection and stability of the overall group has helped any necessary increases be minor over these years. We anticipate similar stability will continue indefinitely barring changes beyond our control. Some groups' rates have increased or decreased based on their own experience.

The current medical rate class for Osceola is Class 3 with a \$2,000. Effective January 1, 2022 the medical rate class for Osceola will be Class 3 with a \$2,000. If your group is eligible and in Class 3 or above and would like to increase your deductible to \$1,200 or \$2,000 and reduce your rate by one class, please advise us in writing no later than December 1, 2021. Conversely, if your group is eligible and in Class 2-8 with a \$1,200 or \$2,000 deductible and would like to decrease your deductible and increase your rate, please notify us in the same manner and by the same date.

The 2022 MHBP booklets can be accessed online at <http://www.aml.org/mhbp>. Please note, to continue participation, a minimum enrollment of 75% of all eligible full-time employees will be needed to maintain coverage for 2022.

Please feel free to call if you have any questions.

Sincerely,

Mark R. Hayes  
Plan Administrator

District No. 1 Trustee  
Mayor David Stewart  
Newport

District No. 3 Trustee  
Mayor Bill Edwards  
Centerton

At-Large Trustee  
Mayor Denisa Pennington  
Warren

District No. 2 Trustee  
Finance Director Joy Black  
Bryant

District No. 4 Trustee  
Clerk/Treasurer Barbara Blackard  
Clarksville

Program Administrator  
Mark R. Hayes



**2022 MUNICIPAL HEALTH BENEFIT PROGRAM  
RATE CLASSES and MONTHLY PREMIUMS**

2022 Rates

| <u>COVERAGE</u>              | <u>CLASS 1</u>     | <u>CLASS 2</u>     | <u>CLASS 3</u>     | <u>CLASS 4</u>     | <u>CLASS 5</u>     | <u>CLASS 6</u>     | <u>CLASS 7</u>     | <u>CLASS 8</u>     | <u>CLASS 9</u>     |
|------------------------------|--------------------|--------------------|--------------------|--------------------|--------------------|--------------------|--------------------|--------------------|--------------------|
| EMPLOYEE MEDICAL Basic Rate  | \$ 313.00          | \$ 346.50          | \$ 382.50          | \$ 423.00          | \$ 467.50          | \$ 507.50          | \$ 547.50          | \$ 602.25          | \$ 662.50          |
| Life & Accident              | \$ 2.50            | \$ 2.50            | \$ 2.50            | \$ 2.50            | \$ 2.50            | \$ 2.50            | \$ 2.50            | \$ 2.50            | \$ 2.50            |
| Dental                       | \$ 17.50           | \$ 17.50           | \$ 17.50           | \$ 17.50           | \$ 17.50           | \$ 17.50           | \$ 17.50           | \$ 17.50           | \$ 17.50           |
| Vision                       | \$ 4.58            | \$ 4.58            | \$ 4.58            | \$ 4.58            | \$ 4.58            | \$ 4.58            | \$ 4.58            | \$ 4.58            | \$ 4.58            |
| <b>TOTAL EMPLOYEE</b>        | <b>\$ 337.58</b>   | <b>\$ 371.08</b>   | <b>\$ 407.08</b>   | <b>\$ 447.58</b>   | <b>\$ 492.08</b>   | <b>\$ 532.08</b>   | <b>\$ 572.08</b>   | <b>\$ 626.83</b>   | <b>\$ 687.08</b>   |
|                              |                    |                    |                    |                    |                    |                    |                    |                    |                    |
| SINGLE RETIREE               | \$ 335.08          | \$ 368.58          | \$ 404.58          | \$ 445.08          | \$ 489.58          | \$ 529.58          | \$ 569.58          | \$ 624.33          | \$ 684.58          |
|                              |                    |                    |                    |                    |                    |                    |                    |                    |                    |
| SINGLE COBRA                 | \$ 341.78          | \$ 375.95          | \$ 412.67          | \$ 453.98          | \$ 499.37          | \$ 540.17          | \$ 580.97          | \$ 636.82          | \$ 698.27          |
| SINGLE EXTENDED COBRA        | \$ 502.62          | \$ 552.87          | \$ 606.87          | \$ 667.62          | \$ 734.37          | \$ 794.37          | \$ 854.37          | \$ 936.50          | \$ 1,026.87        |
|                              |                    |                    |                    |                    |                    |                    |                    |                    |                    |
| DEPENDENT MEDICAL Basic Rate | \$ 382.50          | \$ 420.00          | \$ 465.00          | \$ 514.50          | \$ 560.00          | \$ 620.00          | \$ 680.00          | \$ 748.00          | \$ 823.00          |
| Dental                       | \$ 25.00           | \$ 25.00           | \$ 25.00           | \$ 25.00           | \$ 25.00           | \$ 25.00           | \$ 25.00           | \$ 25.00           | \$ 25.00           |
| Vision                       | \$ 7.12            | \$ 7.12            | \$ 7.12            | \$ 7.12            | \$ 7.12            | \$ 7.12            | \$ 7.12            | \$ 7.12            | \$ 7.12            |
| <b>TOTAL DEPENDENT</b>       | <b>\$ 414.62</b>   | <b>\$ 452.12</b>   | <b>\$ 497.12</b>   | <b>\$ 546.62</b>   | <b>\$ 592.12</b>   | <b>\$ 652.12</b>   | <b>\$ 712.12</b>   | <b>\$ 780.12</b>   | <b>\$ 855.12</b>   |
|                              |                    |                    |                    |                    |                    |                    |                    |                    |                    |
| <b>BASIC FAMILY RATE</b>     | <b>\$ 695.50</b>   | <b>\$ 766.50</b>   | <b>\$ 847.50</b>   | <b>\$ 937.50</b>   | <b>\$ 1,027.50</b> | <b>\$ 1,127.50</b> | <b>\$ 1,227.50</b> | <b>\$ 1,350.25</b> | <b>\$ 1,485.50</b> |
| Employee Life & Accident     | \$ 2.50            | \$ 2.50            | \$ 2.50            | \$ 2.50            | \$ 2.50            | \$ 2.50            | \$ 2.50            | \$ 2.50            | \$ 2.50            |
| Family Dental                | \$ 42.50           | \$ 42.50           | \$ 42.50           | \$ 42.50           | \$ 42.50           | \$ 42.50           | \$ 42.50           | \$ 42.50           | \$ 42.50           |
| Family Vision                | \$ 11.70           | \$ 11.70           | \$ 11.70           | \$ 11.70           | \$ 11.70           | \$ 11.70           | \$ 11.70           | \$ 11.70           | \$ 11.70           |
| <b>TOTAL FAMILY</b>          | <b>\$ 752.20</b>   | <b>\$ 823.20</b>   | <b>\$ 904.20</b>   | <b>\$ 994.20</b>   | <b>\$ 1,084.20</b> | <b>\$ 1,184.20</b> | <b>\$ 1,284.20</b> | <b>\$ 1,406.95</b> | <b>\$ 1,542.20</b> |
|                              |                    |                    |                    |                    |                    |                    |                    |                    |                    |
| <b>TOTAL RETIREE FAMILY</b>  | <b>\$ 749.70</b>   | <b>\$ 820.70</b>   | <b>\$ 901.70</b>   | <b>\$ 991.70</b>   | <b>\$ 1,081.70</b> | <b>\$ 1,181.70</b> | <b>\$ 1,281.70</b> | <b>\$ 1,404.45</b> | <b>\$ 1,539.70</b> |
|                              |                    |                    |                    |                    |                    |                    |                    |                    |                    |
| DEPENDENT COBRA              | \$ 341.78          | \$ 375.95          | \$ 412.67          | \$ 453.98          | \$ 499.37          | \$ 540.17          | \$ 580.97          | \$ 636.82          | \$ 698.27          |
| <b>TOTAL FAMILY COBRA</b>    | <b>\$ 764.69</b>   | <b>\$ 837.11</b>   | <b>\$ 919.73</b>   | <b>\$ 1,011.53</b> | <b>\$ 1,103.33</b> | <b>\$ 1,205.33</b> | <b>\$ 1,307.33</b> | <b>\$ 1,432.54</b> | <b>\$ 1,570.49</b> |
|                              |                    |                    |                    |                    |                    |                    |                    |                    |                    |
| DEPENDENT EXTENDED COBRA     | \$ 502.62          | \$ 552.87          | \$ 606.87          | \$ 667.62          | \$ 734.37          | \$ 794.37          | \$ 854.37          | \$ 936.50          | \$ 1,026.87        |
| <b>EXTENDED COBRA FAMILY</b> | <b>\$ 1,124.55</b> | <b>\$ 1,231.05</b> | <b>\$ 1,352.55</b> | <b>\$ 1,487.55</b> | <b>\$ 1,622.55</b> | <b>\$ 1,772.55</b> | <b>\$ 1,922.55</b> | <b>\$ 2,106.68</b> | <b>\$ 2,309.55</b> |

WEEKLY INCOME:  
OPTION A - \$4.00 or OPTION B - \$6.00

PREScription DRUG CARD, DENTAL & VISION COVERAGE  
for ACTIVE ELECTED OFFICIALS ON MEDICARE: \$100.00