

AGENDA
OSCEOLA CITY COUNCIL REGULAR MEETING
October 18, 2021 5:00 P.M.
303 HALE AVENUE - COUNCIL CHAMBERS

1. PRAYER THEN MEETING CALLED TO ORDER & ROLL CALL by City Clerk Jessica Griffin
2. ACTION: MINUTES: September 20th regular meeting
3. REPORTS
 - a. Chamber of Commerce/Music Tourism meeting was Oct. 12th @ 11:00 – Megan Owens
 - b. SHIFT, Main Street, Museum
 - c. Department Reports & Financial Report – Melissa Harrison
 - d. Improvement Task Force met on Oct 8th – See project list in packet
 - e. Code Enforcement gathering on Oct. 14th
 - f. Street Sanitation gathering on Oct. 15th
 - g. Police/Fire Committee met Oct. 13th, Chair Stan Williams
 - h. Budget/Utility meeting met on Oct 14th, Chair Linda Watson
 - i. OPAR met on Aug. 25th and Oct 13th, Chair Sandra Brand with Melissa Harrison
 - j. No Planning Commission meeting held
4. UNFINISHED BUSINESS
 - a. Phase 3 Sewer line extension, \$2.8 million grant award – Tim Jones
 - b. Update: AMI system's water meters – Tim Jones
 - c. Request: Zoning change in Ward 1
 - d. Nominations for Planning Commission members
5. NEW BUSINESS
 - a. Resolution: Purchase radio monitoring system for water department – Brandon Haynes
 - b. Resolution: Purchase of garbage bags – Steve Choals
 - c. Resolution: Renew lease for front loader – Steve Choals
 - d. Resolution: Renew lease for knuckleboom – Steve Choals
6. PUBLIC COMMENT: Dontaven Littleton – OHS Quarterback & trip to Hawaii
 Sandra Collins – installing speed bumps to Seminole Village
 Grayson Scrivner – police chief selection process
7. ANNOUNCEMENTS THEN ADJOURNMENT
 - 1) Community Improvement Task Force – 2nd & 4th Fridays @ 10:00, Oct 22nd & Nov 12th
 - 2) Music Tourism meeting at Chamber – 2nd Tuesday each month, Nov 9th @ 11:00, Chamber
 - 3) Police/Fire; Wednesday, Nov 10th @ 3:00, Chair Stan Williams
 - 4) OPAR/Animal Control; Wednesday, Nov. 10th @ 4:00, Chair Sandra Brand
 - 5) Code Enforcement; Thursday, Nov 11th @ 1:15
 - 6) Budget/Utility; Thursday, Nov 11th @ 4:00, Chair Linda Watson
 - 7) Street & Sanitation; Friday, Nov 12th @ 9:00

CITY OF OSCEOLA CITY COUNCIL MEETING

OSCEOLA, ARKANSAS

REGULAR MEETING

September 20, 2021

The Osceola City Council met in Regular Session at the Council Chambers, located at 303 West Hale Avenue, Osceola, Arkansas. The meeting took place on September 20, 2021 at 5:00pm.

Officers present: Sally Wilson, Mayor
 Jessica Griffin, City Clerk/Treasurer
 David Burnett, City Attorney

Council Members Present: Sandra Brand, Linda Watson, Tyler Dunegan, Gary Cooper

Council Members Absent: Greg Baker and Stanley Williams

Others Present: Melissa Harrison

Mayor Wilson called meeting to order and Jessica Griffin called roll. All Council members were present, with the exception of Greg Baker and Stanley Williams who were absent.

Motion was made by Gary Cooper and seconded by Sandra Brand to approve August minutes. All Council members were in favor.

Megan Owens gave the Chamber report.

The Main Street and Vector Mosquito Control reports were given.

Melissa Harrison came forward with the financial report.

MONTHLY REPORTS ARE AS FOLLOWS:

The Council gave their Committee reports.

Jane Stanford came forward with the procedures for hiring of employees. She answered questions the Council had.

A resolution was introduced and reads as follows:

*Proprietary Assets

It is the policy of the City that internal business affairs of the organization, particularly confidential information, represent proprietary assets that each employee has a continuing obligation to protect. Information considered public information is defined in the "Arkansas Freedom of Information Handbook" available in the Human Resource Office.

- a. All media inquiries should be directed to the office of the Mayor. Employees are not allowed to release information to the newspaper, television or radio without the prior consent of the Mayor or representative of the Mayor.

*Filling of Vacancies

It is the policy of the City to allow inter-department transfers if the qualifications, skill level, previous experience and performance record while with the City of the employee requesting transfer match that required of the available position and the move in no way jeopardizes the functioning of the City department. Notification of a vacancy will be posted in each department, for all non-exempt positions for a period of 5 working days. To apply for a posted position the employee must complete a Job Change Request form from the Human Resources Department. If the employee is eligible for a job opening, the Human Resources Department should forward the request for transfer to the employee's supervisor and arrange an interview between the candidate and the department head that has the job opening. The department head with the job opening will make the final transfer decision, subject to the approval of the Human Resources Department. Supervisors and department heads may initiate the procedure and propose employees for a position. If a normal job vacancy cannot be filled from the employees who applied for the position, the City will then conduct a search based on both qualified persons from within and outside the City. An employee who applies and is accepted for a posted vacancy will not be eligible to apply for another posted vacancy for a period of twelve (12) months. The twelve (12) month period may be waived or shortened by the mutual consent of the employee, their Department Manager and the Human Resources Manager. Should the same Job become vacant again within (30) days, the job will not be posted, but the applicants from the previous job posting will be given first consideration.

Pay for employees moving into a posted job vacancy generally will be handled as follows:

- (a) Employees transferred to a job within the same salary range will continue to receive their existing rate.
- (b) Employee transferred to a job in a higher salary range will be paid at the higher rate.
- (c) Employees transferred for disciplinary reasons, lack of work, budgetary reasons, City or department reorganization, or at their own request to a job in a lower salary range will be paid at the lower rate beginning with the start of the new job rate
- (d) Employees transferred, for management's convenience, to a job in a lower salary range will usually be paid at their former rate. At management's discretion, however employees may be paid at the rate of the new job.

*Outside Employment

Employees of the City may engage in additional employment outside official hours of duty. No employee may accept employment with an agency, company or organization that will place the employee in conflict of interest with the City. If at any time the employee's performance falls below the standards set forth, the employee will be placed on performance warning. While engaged in outside employment, the employee shall refrain from using any City uniforms, equipment or property.

RESOLUTION NO. 2021- 32

A RESOLUTION REPLACING THE FAIRWAY MOWER FOR OPAR

WHEREAS, the City of Osceola's Parks and Recreation Department needs to replace its ride-on reel mower; and

WHEREAS, the City published competitive bid ad on September 2nd, and opened bids on September 16th; and

WHEREAS, Ladd's outdoor equipment store in Memphis was the only response with a Jacobsen LF550 Fairway Mower 2WD valued at \$59,704.33 with a 60-month lease at \$1,012 per month; and


WHEREAS, this quote is included in the monthly council meeting packet; and

WHEREAS, this monthly expense is included in the approved budget; and

WHEREAS, the OPAR Committee agrees that the mower needs replacing.


NOW THEREFORE, BE IT RESOLVED BY THE CITY OF OSCEOLA, ARKANSAS that the Mayor is hereby authorized to accept the lease agreement.

PASSED AND APPROVED THIS 20th DAY OF SEPTEMBER, 2021.

A handwritten signature in cursive script, reading "Sally Wilson", written over a horizontal line.

Sally Wilson, Mayor

ATTEST:

A handwritten signature in cursive script, reading "Jessica Griffin", written over a horizontal line.
Jessica Griffin, City Clerk



PROPOSAL

6881 APPLING FARMS PARKWAY
MEMPHIS TENNESSEE 38133
ebennett@bobladd.com

Quotation To: City of Osceola
Parks & Recreation

Date: 6/21/2021

Reference Turf Equipment

ATTN: Michael Ephlin

WE ARE PLEASED TO SUBMIT THE FOLLOWING QUOTATION FOR YOUR CONSIDERATION

Quantity	Equipment Specifications	Price Ea.	Total
1	Jacobsen LF550 Fairway Mower 2WD 37hp Kubota diesel engine, 4 wheel drive, electronic cruise control, programmable mow & transport speeds, onboard diagnostics, backlapping, headlights, 7 blade reels with grooved front rollers, front roller scrapers, rear roller cleaning brushes. Fair Market Value Lease (600 hours use per year) 60 months at \$1,012.00 per month Sales tax will be added to monthly payments First payment & \$250.00 document fee due at signing *Payment amount subject to changed based on interest rates at actual time of purchase. * Price does not include any applicable taxes.		\$ 59,704.33

TERMS

F.O.B

DELIVERY

Prices quoted are those in effect at the time of quotation. This quotation is subject to acceptance within 15 days

ACCEPTED:

Company

By

Title

Date

Yours Very Truly,

Ernie Bennett

LADD'S

Motion was made by Sandra Brand and seconded by Gary Cooper to approve. All Council members were in favor.

Resolution was passed on the 20th day of September, 2021 and given number 2021-32.

The next resolution was introduced and reads as follows:

RESOLUTION NO. 2021-33

A RESOLUTION PURCHASING SIGNAGE FOR DICKIE KENNEMORE COMMUNITY CENTER

WHEREAS, the City of Osceola's Parks and Recreation Department needs a sign for the Dickie Kennemore Community Center; and

WHEREAS, the City published competitive bid ad on September 2nd, and opened bids on September 16th; and

WHEREAS, Henson in Blytheville was the only response and included two options; and

WHEREAS, OPAR recommends Option One for a pole mounted Main ID sign of 4-foot by 8-foot with the EMC to be 38" by 88" priced at \$23,863.18; and

WHEREAS, this quote is included in the monthly council meeting packet; and

WHEREAS, the OPAR Committee supports acquisition of the sign.


NOW THEREFORE, BE IT RESOLVED BY THE CITY OF OSCEOLA, ARKANSAS that the Mayor is hereby authorized to make this purchase.

PASSED AND APPROVED THIS 20th DAY OF SEPTEMBER, 2021.



Sally Wilson, Mayor

ATTEST:



Jessica Griffin, City Clerk



HinSon DISPLAY
SIGNS
INCORPORATED
310 EAST ASH STREET BLYTHEVILLE, ARKANSAS 72315
870-763-4100

DESIGNED FOR	Osceola Community Center				DATE	8/10/2021			
PROJECT LOCATION	Keiser, AR			ARTIST	KRH		SCALE	3/8" = 1'-0"	
SALES CONSULTANT	Dale Hinson			DRAWING NUMBER	060315-C		PAGE	1	of 1
<small>This document is owned by HinSon Display Signs, Inc. It is not to be used for any other project without the written consent of HinSon Display Signs, Inc. All other rights are reserved. No part of this document may be reproduced without the written consent of HinSon Display Signs, Inc.</small>									
<small>NOTE: All drawings are shown as a guide only. The actual sign will be fabricated to meet the requirements of the local jurisdiction. The sign will be fabricated to meet the requirements of the local jurisdiction. The sign will be fabricated to meet the requirements of the local jurisdiction.</small>									
CUSTOMER ACCEPTANCE						DATE			

Quote

From: Dale Hinson (dhinson1@sbcglobal.net)

To: michaelcephlin@yahoo.com

Date: Wednesday, August 25, 2021, 11:18 AM CDT

Michael,

I have three prices for you today. My software is not loading on my computer for some reason so I'll just give you the description and prices here.

The building letters would be 18" and look similar to the rendering that was emailed earlier. I will try to get you a better print for your presentation. The would be LED lit and wired through to the inside of the building with the power supplies ready for the electrician to get power to. Price with Tax is 14,575.00. Deposit is 7,287.50.

I have two options for the Main ID sign with the Electronic LED sign. Both signs are exactly the same resolution of 16mm and the same size.

✱ Option one is a lighted Main ID of 4'x 8' with the EMC to be 38"x 88". Double sided per drawing. Nova WiFi sensor and Light and Temp sensor. Free web based training. Five year warranty on the EMC and one year on the Main ID sign. Pole and installation included. Price with tax is 23,863.18. Deposit is 11,931.59. 🦋

Option two is exactly the same as option one except the EMC is by the company we usually use. The sizes and specs are the same. Price with tax is 33,434.50. Deposit is 16,717.25.

All of the LED signs are manufactured in China and assembled in the USA. Option one comes to me in panels and we configure it at our plant, for a big savings to the customer.

Thank you and let me know if you need me to answer any questions. My cell number is 870-740-0096.

Thanks again!

Dale Hinson

Hinson Display Signs, Inc
www.hinsonsigns.com

Motion was made by Sandra Brand and seconded by Linda Watson to go with option one. All Council members were in favor.

Resolution was passed on the 20th day of September, 2021 and given number 2021-33.

The next resolution was introduced and reads as follows:

RESOLUTION NO. 2021-34

A RESOLUTION REPLACING THE FAIRWAY MOWER FOR GOLF COURSE

WHEREAS, the City of Osceola's Golf Course needs to replace its ride-on reel mowers; and

WHEREAS, the City published competitive bid ad on September 2nd, and opened bids on September 16th; and

WHEREAS, Ladd's outdoor equipment store in Memphis was the only response; and

WHEREAS, the quote included a Jacobsen LF550 Fairway Mower 2WD valued at \$57,845 and a Jacobsen GP440 Riding Greensmower valued at \$34,457 with 60-month lease totaling \$1,564 per month; and

WHEREAS, this quote is included in the monthly council meeting packet; and

WHEREAS, this monthly expense is included in the approved budget; and

WHEREAS, the OPAR Committee agrees that the existing mowers need replacing.

NOW THEREFORE, BE IT RESOLVED BY THE CITY OF OSCEOLA, ARKANSAS that the Mayor is hereby authorized to accept the lease agreement.

PASSED AND APPROVED THIS 20th DAY OF SEPTEMBER, 2021.



Sally Wilson, Mayor

ATTEST:



Jessica Griffin, City Clerk



6881 APPLING FARMS PARKWAY
MEMPHIS TENNESSEE 38133
ebennett@bobladd.com

PROPOSAL

Quotation To: City of Osceola
Golf Course

Date: 6/21/2021

Reference Turf Equipment

ATTN: Michael Ephlin

WE ARE PLEASED TO SUBMIT THE FOLLOWING QUOTATION FOR YOUR CONSIDERATION

Quantity	Equipment Specifications	Price Ea.	Total
1	Jacobsen LF550 Fairway Mower 2WD 37hp Kubota diesel engine, 4 wheel drive, electronic cruise control, programmable mow & transport speeds, onboard diagnostics, backlapping, headlights, 7 blade reels with grooved front rollers, front roller scrapers, cool top.		\$ 57,845.00
1	Jacobsen GP400 Riding Greensmower 18hp Vanguard gas engine, power steering, backlapping, joystick reel control, adjustable mow & transport speed, center swing-out reel, 11 blade reels with grooved front rollers, grass catchers.		\$ 34,457.00
		Total	\$ 92,302.00
	Fair Market Value Lease (600 hours use per year) 60 months at \$1,564.00 per month Sales tax will be added to monthly payments First payment & \$250.00 document fee due at signing *Payment amount subject to changed based on interest rates at actual time of purchase. * Price does not include any applicable taxes.		

TERMS

F.O.B

DELIVERY

Prices quoted are those in effect at the time of quotation. This quotation is subject to acceptance within 15 days.

ACCEPTED:

Company

By

Title

Date

Yours Very Truly,

Ernie Bennett

LADD'S

Motion was made by Sandra Brand and seconded by Linda Watson to approve the resolution. All Council members were in favor.

Resolution was passed on the 20th day of September, 2021 and given number 2021-34.

The next resolution was introduced and reads as follows:

RESOLUTION NO. 2021-_____

A RESOLUTION REPLACING THE GOLF CARTS FOR GOLF COURSE

WHEREAS, the City of Osceola's Golf Course needs to replace its twelve gas golf carts; and

WHEREAS, the City published competitive bid ad on September 2nd, and opened bids on September 16th; and

WHEREAS, Ladd's outdoor equipment store in Memphis was the only response; and

WHEREAS, the quote includes a lease for sixteen 2022 Tempo total valued at \$82,800, a trade-in totaling \$28,500 for the 12 used carts thus leaving a purchase price net of \$54,300 with 54-month lease totaling \$676.96 per month; and

WHEREAS, this quote is included in the monthly council meeting packet; and

WHEREAS, this monthly expense is included in the approved budget; and

WHEREAS, the Golf Committee prepared a golf cart lease analysis and agrees that the twelve existing carts are too expensive to maintain and they should be replaced with sixteen new electric carts.

NOW THEREFORE, BE IT RESOLVED BY THE CITY OF OSCEOLA, ARKANSAS that the Mayor is hereby authorized to accept the 54-month lease agreement.

PASSED AND APPROVED THIS _____ DAY OF SEPTEMBER, 2021.

Sally Wilson, Mayor

ATTEST:

Jessica Griffin, City Clerk

Osceola Municipal Golf Course Golf Cart Lease Analysis

Jul-21

Electric Club Cars

Annual Lease (16 cars; 3 or 4 year lease)	\$ 8,202.24	Sixteen (16) cars at \$47.72 per month each
Maintenance Costs (annual)*	1,000.00	Charging electricity & battery water
Total Annual Cost	\$ 9,202.24	

* 4-year warranty on batteries; 3-year warranty on components

Monthly Fixed Fee for Cart Usage	\$ 25.00
Annual Revenue per Fixed Fee Member	\$ 300.00

Number of Fixed Fee Members Needed to Breakeven: 30.7

Annual Residual Revenue if this many Fixed Fee Members:

25	\$ (1,702.24)
30	\$ (202.24)
35	\$ 1,297.76
40	\$ 2,797.76
50	\$ 5,797.76

Gas Club Cars

Annual Lease (16 cars; 3 or 4 year lease)	\$ 5,775.36	Sixteen (16) cars at \$30.08 per month each
Fuel (gasoline)	4,992.00	16 cars x 6 gallons per fill-up x 13 fill-ups per year x \$4 per gallon
Maintenance Costs (annual)*	800.00	Oil & air filters & oil change
Total Annual Cost	\$ 11,567.36	

* 5-year warranty on powertrain; 3-year warranty on components

Monthly Fixed Fee for Cart Usage	\$ 25.00
Annual Revenue per Fixed Fee Member	\$ 300.00

Number of Fixed Fee Members Needed to Breakeven: 38.6

Annual Residual Revenue if this many Fixed Fee Members:

25	\$ (4,067.36)
30	\$ (2,567.36)
35	\$ (1,067.36)
40	\$ 432.64
50	\$ 3,432.64



6881 Appling Farms Parkway
 Memphis, Tn. 38133
 901-324-8801

PROPOSAL


Quotation To: OSCEOLA

Date: 7/26/2021

Reference New fleet

Attn:

WE ARE PLEASED TO SUBMIT THE FOLLOWING QUOTATION FOR YOUR CONSIDERATION

Quantity	Equipment Specifications	per car	total
16	2022 Tempo Electric FLA golf car Each car comes with the following accessories: Hinged windshield - usb port -		\$5,175.00
	54 month FMV lease	\$ 78.61	
	60 month FMV lease	\$ 75.73	
6	TRADES 2008 DS Gas golf cars		
6	TRADES 2015 Precedent Gas golf cars	TOTAL	\$28,500.00
	Purchase price net of trades	\$ 3,393.75	\$54,300.00
	54 month FMV lease net of trades	\$ 42.31	
	60 month FMV lease net of trades	\$ 42.72	
			

TERMS Lease F.O.B DELIVERY Mar-22

Prices quoted are those in effect at the time of quotation. This quotation is subject to acceptance within 15 days.

ACCEPTED:

Company

By

Title

Date

Yours Very Truly,

Brooks Baldwin

LADD'S

Motion was made by Sandra Brand and seconded by Tyler Dunegan. Linda Watson and Gary Cooper voted nay. Resolution failed.

The next resolution was introduced and reads as follows:

RESOLUTION NO. 2021- 35

FILED
OCT 12 2021
JANICE CURRIE
COUNTY & PROBATE DIVISION CLERK

BE IT RESOLVED BY THE CITY COUNCIL OF THE CITY OF OSCEOLA, ARKANSAS, in regular session assembled, that a 7.0 Mill tax for City purposes be and is hereby levied and assessed as indicated below against each 1 (one) dollar of value of the taxable real and personal property as said value is set and fixed for State and County purpose for the year.

5.0 Mills for Maintenance and Operation

0.0 Mills for Debt Service


1.0 Firemen's Pension

1.0 Policemen's Pension

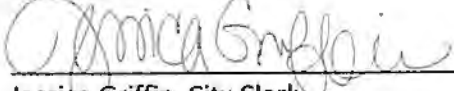
0.0 Other

7.0 Total

PASSED AND APPROVED THIS 20th DAY OF SEPTEMBER, 2021 IN REGULAR SESSION.


Sally Wilson, Mayor

ATTEST:


Jessica Griffin, City Clerk



JANICE CURRIE
COUNTY CLERK
MISSISSIPPI COUNTY, ARKANSAS



Courthouse Blytheville, AR
200 W. Walnut - Ste. 103
Blytheville, AR 72315
Tel (870) 762-2411
Fax (870) 838-7784

PO Box 629

Courthouse Osceola, AR
200 W. Hale - Room 205
Osceola, AR 72370
Tel (870) 563-2242
Fax (870) 563-1313

TO: MAYORS
FROM: JANICE CURRIE , COUNTY CLERK
DATE: SEPTEMBER 9, 2021
SUBJECT: TAX RATES

It is again time to update the millage rates in the county. Resolutions are due in the county clerk's office **no later than October 20, 2021**. If you can get them in earlier it will help us prepare the necessary reports. We are sending you a blank resolution to use, along with a copy of last year's resolution,

Please see that these are returned to the county clerk on time.

FILED

OCT 15 2019

RESOLUTION NO. 2019- 14JANICE CURRIE
COUNTY & PROBATE DIVISION CLERK

BE IT RESOLVED BY THE CITY COUNCIL OF THE CITY OF OSCEOLA, ARKANSAS, in regular session assembled, that a 7.0 Mill tax for City purposes be and is hereby levied and assessed as indicated below against each 1 (one) dollar of value of the taxable real and personal property as said value is set and fixed for State and County purpose for the year.

5.0 Mills for Maintenance and Operation

0.0 Mills for Debt Service


1.0 Firemen's Pension

1.0 Policemen's Pension

0.0 Other

7.0 Total

PASSED AND APPROVED THIS 16th DAY OF SEPTEMBER, 2019 IN REGULAR SESSION.


Sally Wilson, Mayor

ATTEST:


Jessica Griffin, City Clerk

Motion was made by Gary Cooper and seconded by Linda Watson to approve the resolution. Tyler Dunegan voted nay. Sally Wilson vote aye to break the tie vote.

Resolution was passed on the 20th day of September, 2021 and given the number 2021-35.

The next resolution was introduced and reads as follows:

A MEMORIAL RESOLUTION OF THE OSCEOLA CITY COUNCIL IN TRIBUTE TO SANS SOUCI PARK AMBASSADOR JIM BROWN AND TO DEDICATE A PAVILLION IN HIS MEMORY.

WHEREAS, James "Jim" Brown was born and raised in Osceola, Arkansas and had a lifelong passion of helping people, providing support for individuals and groups alike and volunteering serving as a Deacon, Music Minister, Mason, Knights Templar, Little League and Jr. Babe Ruth baseball coach, and helper at Mississippi County Museum; and,

WHEREAS, in retirement from NIBCO as a Corporate Mechanical Engineer, Jim had a near constant presence at Sans Souci Park where he greeted hundreds of visitors, informed them of the history of Osceola, and photographed them while serving as an unofficial ambassador of the Mississippi River; and,


WHEREAS, Jim passed away on Wednesday, August 25, 2021; and

WHEREAS, Jim's energy, honesty, loyalty, shining smile, and boisterous laugh will be sorely missed by this Council, his family and friends, and the citizens of Osceola; and,

WHEREAS, it is fitting and proper that the City Council of the City of Osceola honors Jim Brown by naming a pavilion at Sans Souci Park, "Jim Brown Memorial Pavilion" and placing signage on the pavilion for all the visitors to see; and,

NOW, THEREFORE, BE IT RESOLVED BY THE COUNCIL OF THE CITY OF OSCEOLA, ARKANSAS DO HEREBY RECOGNIZE JAMES "JIM" BROWN FOR HIS LOYALTY, AND DEDICATION TO SANS SOUCI PARK AND THANK HIS FAMILY FOR SHARING HIM WITH THIS COMMUNITY AS WE ADD OUR VOICES TO THE CHORUS OF THOSE WHOSE LIVES WERE MADE BETTER FOR HAVING KNOWN HIM.

APPROVED AND AUTHENTICATED this 24th day of Sept 2021.


Jessica Griffin, City Clerk


Sally Wilson, Mayor

Motion was made by Gary Cooper and seconded by Tyler Dunegan to approve resolution. All Council members were in favor.

Resolution was passed on the 20th day of September, 2021 and given number 2021-36.

The next resolution was introduced and reads as follows:

Resolution Number 2021-37

A RESOLUTION RENAMING THE CITY PARK KNOWN AS "IRMA BELCHER PARK" WHICH IS BORDERED BY SOUTH CHESTNUT STREET, EAST KEISER AVENUE, AND SOUTH OAK STREET TO "IRMA & SYLVESTER BELCHER PARK."

WHEREAS, the City Council of the City of Osceola renamed "East Park," located at the former East Elementary playground "Irma Belcher Park" in 2014; and,

WHEREAS, Irma Belcher, who passed away in 2001, taught English and Literature in the Osceola School District for over 30 years, was very active in community affairs, and was a strong supporter of education, and the youth of Osceola; and,

WHEREAS, Irma Belcher's husband, Sylvester Belcher, was a dedicated public servant who taught science in Osceola School District, served on the Osceola ~~City Council~~, and as a Justice of the Peace on the Mississippi County Quorum Court; and, School Board

WHEREAS, Sylvester Belcher passed away in 2021 but his legacy lives on; and,

WHEREAS, The Osceola Parks and Recreation committee now recommends that "Irma Belcher Park," located at the former East Elementary playground, be renamed as "Irma and Sylvester Belcher Park" and commonly known as "Belcher Park;" and,

NOW, THEREFORE, BE IT RESOLVED BY THE COUNCIL OF THE CITY OF OSCEOLA, ARKANSAS, AS FOLLOWS:


SECTION ONE. The City Council hereby declares that the park, currently known as "Irma Belcher Park," bordered by South Chestnut Street, East Keiser Avenue, and South Oak Street, shall be named and henceforth be known as "Irma and Sylvester Belcher Park" or commonly as "Belcher Park."


SECTION TWO. Effective. This Resolution shall take effect immediately upon its adoption.

SECTION THREE. Severability. In the event any title, section, paragraph, item, sentence, clause, phrase, or word of this resolution is declared or adjudged to be invalid or unconstitutional, such declaration or adjudication shall not affect the remaining portions of the resolution, which shall remain in full force and effect as if the portion so declared or adjudged invalid or unconstitutional was not originally a part of the resolution.

SECTION FOUR. Repealer. All resolutions and other matters in conflict with this resolution are hereby repealed to the extent of any consistency.

APPROVED AND AUTHENTICATED this 20th day of Sept, 2021.


Jessica Griffin, City Clerk


Sally Wilson, Mayor

Motion was made by Gary Cooper and seconded by Tyler Dunegan to approve the resolution. All Council members were in favor.

Resolution was passed on the 20th day of September 2021, and given number 2021-~~3~~7.


Updates on other topics were given.

Discussion about the Violet Cemetery quiet title and upkeep was held. After a lengthy discussion, motion was made by Sandra Brand to approve \$2,750 and ask for donations for the remainder for the mowing/upkeep of the Violet Cemetery. Motion was seconded by Gary Cooper. Linda Watson voted nay. Sally Wilson voted yes. Motion passed.

Matt Chancery came forward to discuss his water meter.

With there being no further business, motion was made by Gary Cooper and seconded by Tyler Dunegan to adjourn.

Sally Wilson, Mayor



Jessica Griffin, City Clerk/Treasurer

OSCEOLA POLICE DEPARTMENT

Monthly Report for

September-21

**Ollie Collins
Chief of Police**

**OSCEOLA POLICE DEPARTMENT
GENERAL FUND INCOME
Sep-21**

<u>INCOME</u>	<u>Sep</u>	<u>Year to Date</u>
Automation Fund	\$ (1,964.57)	\$ (9,552.99)
Bail Bond Fees	\$ 280.00	\$4,740.00
Bonds Paid to OMC	\$ 6,835.00	\$106,253.00
Credit Card Fees	\$ 159.00	\$1,499.00
Fines & Cost pd to OMC	\$ 29,336.00	\$280,256.73
Freedom of Information	\$ 15.00	\$30.00
Interest Earned	\$ 1.31	\$14.49
Jail Maint. Fees		\$0.00
Miscellaneous	\$ 6.00	-\$221.75
Postage		\$5.50
Rebate		\$29.77
Restitution to OPD		\$0.00
Return Check Fee		\$0.00
Sale of Vehicle/Equipment		\$0.00
SCC/Civil Services	\$ 100.00	\$500.00
Unclaimed Restitution	\$ 70.00	\$720.00
Yard Sales	\$ 35.00	\$220.00
Sub-Total	<u>\$34,872.74</u>	<u>\$394,046.74</u>

DETENTION FACILITY INCOME:

ATM Commission		\$0.00
Background Checks		\$183.00
Employee Lunches		\$0.00
Fingerprints	\$ 60.00	\$863.00
Incident Reports	\$ 180.00	\$1,450.00
Jail Board	\$ 7,136.00	\$76,874.00
Misc/Comm balances unclaimed		\$82.79
Phone Commission (Evercom)		\$0.00
Vin Inspection	\$ 288.00	\$4,553.00
Work Release	\$ 100.00	\$1,160.00
Sub-Total	<u>\$7,764.00</u>	<u>\$85,165.79</u>
Grand Total	<u>\$42,636.74</u>	<u>\$479,212.53</u>

OSCEOLA POLICE DEPARTMENT
BONDS & FINES ACCOUNT
September

Register Ending Balance	\$	11,080.00	
Bonds Payable	\$	11,080.00	
General	\$	1.47	
Deposit Slips & Checks	\$	-	
Checkbook Balance			<u>11,081.47</u>

TIME PAYMENTS SUMMARY

Accounts Receivable	8/31/2021	\$ 2,023,471.27
---------------------	-----------	-----------------

New charges	\$ 32,460.00
Finance charge	\$16,580.00

Appeals	
Bond Transfer	
Community Service	\$ 280.00
Finance Charge Adj.	
Jail Time Credits	\$ 1,680.00
Paid on account	\$ 56,902.00
Suspended OMC	
Covid Card Credit	\$ 2,100.00
	<u>\$ 60,962.00</u>
	<u>\$ 49,040.00</u>

Accounts Receivable	9/30/2021	<u>\$ 2,011,549.27</u>
---------------------	-----------	------------------------

Reconciliation Summary

BANK STATEMENT -- CLEARED TRANSACTIONS:

Previous Balance:			13,898.73
Checks and Payments	8	Items	-4,368.47
Deposits and Other Credits	45	Items	44,515.22
Service Charge	0	Items	0.00
Interest Earned	0	Items	0.00
Ending Balance of Bank Statement:			54,045.48

YOUR RECORDS -- UNCLEARED TRANSACTIONS:

Cleared Balance:			54,045.48
Checks and Payments	61	Items	-43,649.26
Deposits and Other Credits	2	Items	866.00
Register Balance as of 10/14/2021:			11,262.22
Checks and Payments	0	Items	0.00
Deposits and Other Credits	0	Items	0.00
Register Ending Balance:			11,262.22



548

BancorpSouth

Member FDIC

32/8

CITY OF OSCEOLA AND
POLICE DEPT BONDS AND FINES
401 W KEISER AVE
OSCEOLA AR 72370-3638

STATEMENT DATE
09/30/21
ACCOUNT NUMBER
[REDACTED]

INFOLINE 1-888-797-7711

***** CHECKING ACCOUNT SUMMARY *****

PREVIOUS BALANCE	13,898.73	AVERAGE BALANCE
+ 44 CREDITS	44,513.75	35,772
- 8 DEBITS	4,368.47	YTD INTEREST PAID
- SERVICE CHARGES	.00	15.00
+ INTEREST PAID	1.47	
ENDING BALANCE	54,045.48	

DAYS IN PERIOD

30

***** CHECKING ACCOUNT TRANSACTIONS *****

DEPOSITS AND OTHER CREDITS

DATE	AMOUNT	TRANSACTION DESCRIPTION	CHK NO/ATM CD
09/01	1,130.00	BANKCARD 1187 54971187SD	
		517530860126945 BTOT DEP	CCD
09/02	5,405.00	DEPOSIT	
09/03	146.00	BANKCARD 1187 54971187SD	
		517530860126945 BTOT DEP	CCD
09/07	18.00	BANKCARD 1187 54971187SD	
		517530860126945 BTOT DEP	CCD
09/07	403.00	BANKCARD 1187 54971187SD	
		517530860126945 BTOT DEP	CCD
09/07	5,765.00	DEPOSIT	
09/09	503.00	BANKCARD 1187 54971187SD	
		517530860126945 BTOT DEP	CCD
09/10	103.00	BANKCARD 1187 54971187SD	
		517530860126945 BTOT DEP	CCD
09/10	2,099.00	DEPOSIT	
09/13	18.00	BANKCARD 1187 54971187SD	
		517530860126945 BTOT DEP	CCD
09/13	674.00	BANKCARD 1187 54971187SD	
		517530860126945 BTOT DEP	CCD
09/14	983.75	BANKCARD 1187 54971187SD	
		517530860126945 BTOT DEP	CCD
09/14	8,498.00	DEPOSIT	
09/15	149.00	BANKCARD 1187 54971187SD	
		517530860126945 BTOT DEP	CCD



548

BancorpSouth

Member FDIC

CITY OF OSCEOLA AND
POLICE DEPT BONDS AND FINES
401 W KEISER AVE
OSCEOLA AR 72370-3638

32/8

PAGE 2

STATEMENT DATE
09/30/21
ACCOUNT NUMBER
[REDACTED]

***** CHECKING ACCOUNT TRANSACTIONS *****

DEPOSITS AND OTHER CREDITS

DATE.....	AMOUNT	TRANSACTION DESCRIPTION	CHK NO/ATM CD
09/15	223.00	BANKCARD 1187 54971187SD	
		517530860126945 BTOT DEP CCD	
09/16	18.00	BANKCARD 1187 54971187SD	
		517530860126945 BTOT DEP CCD	
09/16	78.00	BANKCARD 1187 54971187SD	
		517530860126945 BTOT DEP CCD	
09/16	103.00	BANKCARD 1187 54971187SD	
		517530860126945 BTOT DEP CCD	
09/17	53.00	BANKCARD 1187 54971187SD	
		517530860126945 BTOT DEP CCD	
09/17	206.00	BANKCARD 1187 54971187SD	
		517530860126945 BTOT DEP CCD	
09/17	3,225.00	DEPOSIT	
09/20	28.00	BANKCARD 1187 54971187SD	
		517530860126945 BTOT DEP CCD	
09/20	28.00	BANKCARD 1187 54971187SD	
		517530860126945 BTOT DEP CCD	
09/20	53.00	BANKCARD 1187 54971187SD	
		517530860126945 BTOT DEP CCD	
09/20	895.00	BANKCARD 1187 54971187SD	
		517530860126945 BTOT DEP CCD	
09/21	5,183.00	DEPOSIT	
09/22	98.00	BANKCARD 1187 54971187SD	
		517530860126945 BTOT DEP CCD	
09/22	193.00	BANKCARD 1187 54971187SD	
		517530860126945 BTOT DEP CCD	
09/22	777.00	BANKCARD 1187 54971187SD	
		517530860126945 BTOT DEP CCD	
09/24	392.00	BANKCARD 1187 54971187SD	
		517530860126945 BTOT DEP CCD	
09/24	3,330.00	DEPOSIT	
09/27	18.00	BANKCARD 1187 54971187SD	
		517530860126945 BTOT DEP CCD	
09/27	81.00	BANKCARD 1187 54971187SD	
		517530860126945 BTOT DEP CCD	
09/27	146.00	BANKCARD 1187 54971187SD	
		517530860126945 BTOT DEP CCD	
09/27	229.00	BANKCARD 1187 54971187SD	
		517530860126945 BTOT DEP CCD	
09/27	924.00	DEPOSIT	



548

BancorpSouth

Member FDIC

CITY OF OSCEOLA AND
POLICE DEPT BONDS AND FINES
401 W KEISER AVE
OSCEOLA AR 72370-3638

32/8
PAGE 3

STATEMENT DATE
09/30/21
ACCOUNT NUMBER
[REDACTED]

***** CHECKING ACCOUNT TRANSACTIONS *****
DEPOSITS AND OTHER CREDITS

DATE	AMOUNT	TRANSACTION DESCRIPTION	CHK NO/ATM CD
09/28	53.00	BANKCARD ✓ 1187 54971187SD 517530860126945 BTOT DEP CCD	
09/28	935.00	DEPOSIT	
09/29	103.00	BANKCARD ✓ 1187 54971187SD 517530860126945 BTOT DEP CCD	
09/29	258.00	BANKCARD ✓ 1187 54971187SD 517530860126945 BTOT DEP CCD	
09/29	65.00	DEPOSIT	
09/30	53.00	BANKCARD ✓ 1187 54971187SD 517530860126945 BTOT DEP CCD	
09/30	156.00	BANKCARD ✓ 1187 54971187SD 517530860126945 BTOT DEP CCD	
09/30	715.00	DEPOSIT	
09/30	1.47	IOD INTEREST PAID	

CHECKS

DATE	CHECK NO	AMOUNT	DATE	CHECK NO	AMOUNT
09/07	5510*	476.00	09/08	5528*	100.00
09/02	5522*	220.00	09/17	5530*	620.00
09/03	5523	1,524.47	09/23	5532*	1,290.00
09/07	5526*	113.00	09/30	5534*	25.00

***** DAILY BALANCE SUMMARY *****

DATE	BALANCE	DATE	BALANCE	DATE	BALANCE
08/31	13898.73	09/13	27729.26	09/22	47901.01
09/01	15028.73	09/14	37211.01	09/23	46611.01
09/02	20213.73	09/15	37583.01	09/24	50333.01
09/03	18835.26	09/16	37782.01	09/27	51731.01
09/07	24432.26	09/17	40646.01	09/28	52719.01
09/08	24332.26	09/20	41650.01	09/29	53145.01
09/09	24835.26	09/21	46833.01	09/30	54045.48
09/10	27037.26				

***** INTEREST RATE SUMMARY *****

EFF-DATE	RATE	EFF-DATE	RATE
----------	------	----------	------

08-31-21 0.00050000

OSECEOLA POLICE DEPARTMENT ARREST
Sep-21

CHARGE	AMOUNT	YEAR TO DATE
ACT 474 OPERATING MV W/O LIAB INS.1ST	3	29
ACT 474 OPERATING MV W/O LIAB INS.2ND	10	17
AGGRAVATED ASSAULT	1	18
AGGRAVATED ASSAULT FELONY	5	30
AGGRAVATED ROBBERY	7	8
AGGRAVATED ASSULT ON POLICE OFFICER	0	1
ALIAS ONLY	1	81
ARSON	0	1
ASSAULT 1ST DEGREE(A)	0	3
ASSAULT 2ND DEGREE	0	0
ASSAULT 3RD DEGREE	2	18
ASSAULT 2ND ON FAMILY	0	0
BATTERY 2ND DEGREE	0	11
BATTERY 1ST DEGREE	0	16
BATTERY 3RD DEGREE	0	21
BREAKING & ENTERING FELONY	0	3
BURGLARY/BREAKING ENTER(F)	0	3
BURNING GARBAGE	1	1
BURNING IN CITY LIMITS	0	0
CARELESS/PROHIBITED DRIVING	0	10
CARRYING PROHIBITED WEAPON (A)	0	1
CONSP. TO COMM THEFT	0	0
CONTEMPT OF COURT	0	2
CONTEMPT OF COURT COMM. SERVICE	0	2
CONTEMPT OF COURT FINE	3	32
CONTEMPT OF COURT TIME PAY AGREEMENT	15	69
CONTEMPT OF COURT JAIL TIME	0	0
CONTEMPT OF COURT-INTERLOCK	0	2
CONTEMPT OF COURT SUBPOENA	0	0
CONTRIBUTING TO DELINQUENCY O/A JUV	0	0
COMMUNICATING FALSE ALARM (A)	0	1
COUNTERFEITING/FORGERY	0	5
CRIM USE PROP / LAUDER CRIM PROCEEDS	0	0
CRIMINAL IMPERSONATION	2	4
CRIMINAL MISCHIEF 1ST	1	11
CRIMINAL MISCHIEF 2ND	0	16
CRIMINAL TRESPASS	4	37
CRUELTY TO ANIMALS(A)	0	1
CURFEW VIOLATION	6	16
DEFECTED EQUIPMENT	0	2
DISCHARGE FIREARM IN CITY LIMITS	0	2
DIRECT CONTEMPT OF COURT	0	2
DISORDERLY CONDUCT	1	41
DISORDERLY CONDUCT/FIGHTING	3	14
DISREGARD TRAFFIC CONTROL DEVICE	1	2
DOG ORD VIOLATION	0	10
DOMESTIC BATTERY 1ND	0	5
DOMESTIC BATTERY 2ND	4	4
DOMESTIC BATTERY 3RD	0	21

DOMESTIC BATTERY 3RD(A)	4	16
DOSDL-DURING DWI	0	3
DRIVING ON SUSPENDED/REVOKED LICENSE	4	76
DRIVING LEFT OF CENTER	1	2
DWI 1ST	2	11
DWI 2ND	0	8
DWI FELONY	0	1
DWI-DRUGS	0	10
ENDANGER WELFARE OF INCOMP. 2ND DEGREE	0	5
ENDANGER WELFARE OF MINOR 1ST	4	21
ENDANGER WELFARE OF MINOR 2ND	0	25
ENG IN A CONT CR GANG, ORG OR ENTERPRISE	1	2
ENGAGING VIOLET GROUP ACTIVITY	1	11
ESCAPE 3RD DEGREE (A)	0	0
EXPIRED VEHICLE LIC	0	4
FAIL TO REGISTER / VEHICLE	2	7
FAILURE TO MAINTAIN CONTROL	2	5
FAILURE TO SUBMIT TO ARREST	2	8
FAILURE TO TURN LIGHTS ON	0	1
FELON IN POSSESSION OF FIREARM	0	11
FICTITIOUS VEHICLE LIC/REG	3	12
FIREARM ENHANCEMENT	0	3
FLEEING (FELONY)	0	0
FLEEING IN VEHICLE (A)	0	7
FLEEING IN VEHLCE (F)	1	6
FLEEING(C)	3	21
FOLLOWING TOO CLOSE	0	1
FRAUDULENT USE OF CREDIT CARD OVER \$100	0	0
FTA-ALL OTHER (NON CLASS A)	88	811
FTA-CLASS A	14	90
FTA-SEAT BELT	0	7
FURNISHING PROHIBITED ARTICLES	2	13
HARASSMENT (A)	3	20
HARRASSING COMMUNICATIONS	0	9
HINDERING APP. OR PROSECUTION (A)	0	1
HOLD FOR OTHER DEPARTMENT	20	31
IMPROPER DISPLAY OF LIC	0	3
IMPROPER LANE CHANGE	0	1
IMPROPER TURN	0	1
INATTENTIVE DRIVING	1	9
INTIMIDATING A WITNESS	0	1
INTF W/EMEGENCY COMM	1	4
LEAVING SCENE OF ACC/INJURY FELONY	0	3
LEAVING SCENE OF ACC/PROPERTY DAMAGE	0	2
LEAVING THE SCENE/PROPERTY DAMAGE	0	4
LITTERING	0	1
MOTOR VEHICLE THEFT/240	1	1
NO BRAKE LIGHTS	0	3
NO CHILD RESTRAINT	0	1
NO DRIVERS LICENSE	4	14
NO FINANCIAL IDENTITY FRAUD	0	0
NO LICENSE ILLUMINATION	0	2
NO LICENSE PLATES	0	2
NO TAIL LIGHT	0	1
NO SEAT BELT	0	3

NO TURN SIGNAL	0	1
OBSTRUCTION OF GOVERNMENTAL OPERATIONS	0	25
ONE OR NO HEADLIGHTS	0	2
OPEN CONTAINER- IN VEHICLE	1	6
OPERATING ATV ON ROADWAY	0	5
PAROLE VIOLATION	0	12
PASSING STOPPED SCHOOL BUS	0	2
PERMITTING THE ABUSE OF MINOR	2	2
PIT BULL ORDINANCE	0	2
POSS CONTROLLED SUBSTANCE SCHED I,II ME	2	12
POSS DRUG /PHARARPHERNALIA-MISD	0	18
POSS DRUG PARA W/I MANUFACTURE	0	2
POSS OF CONT SUB W/O PRESCRIPTION	2	8
POSS OF CONTROLLED SUB W/INTENT TO DELIVER	2	14
POSS OF CONTROLLED SUB WITH PURP OF DEL	3	14
POSS OF CONTROLLED SUBSTANCE	7	48
POSS OF DEFACED FIREARM	0	2
POSS OF DRUG PHARPHERNALIA	5	20
POSS OF INSTRUMENTS OF CRIME	2	22
POSS OF NARCOTICS W/O PRESCRIPTION	1	5
POSSESSION OF MARIJUANA 1ST	4	41
PROBATION VIOLATION	0	4
PROVIDING MINOR W/ TOBACCO & CIG PAPER	0	3
PUBLIC INTOXICATION	8	35
RAPE	0	1
RECKLESS BURNING	0	1
RECKLESS DRIVING	1	5
REFUSAL TO SUBMIT TO CHEMICAL TEST	1	8
RESISTING ARREST/PHYSICAL	1	10
ROBBERY	0	1
RUN STOP SIGN	5	10
RUNAWAY	0	1
RUNNING A GAMBLING HOUSE	0	0
SEXUAL ASSLT 2ND	0	3
SEXUAL INDENCENCY WITH A CHILD FELONY	0	1
SIMULTANEOUS POSS DRUGS & FIREARMS	0	8
SPEEDING	0	3
TAMPERING W/ PHYSICAL EVIDENCE	4	15
TERRORISTIC ACT	8	20
TERRORISTIC THREATNING-FELONY	0	12
TERRORISTIC THREATS	2	34
THEFT / ALL OTHER LARC	1	16
THEFT OF FIREARM	1	1
THEFT BY RECEIVING	1	6
THEFT OF SERVICES	0	2
THEFT/SHOPLIFITNG (A)	1	6
THEFT-FELONY	0	2
TRAFFICKING A CONTROLLED SUBSTANCE	1	1
UNAUTHORIZED USE OF A VEHICLE	0	4
UNSAFE MOTOR VEHICLE	0	1
VICIOUS DOG	0	3
VIOLATION ARKANSAS HOT CHECK LAW	0	8
VIOLATION OF NO CONTACT ORDER	0	15
VIOLATION OF PROTECTION ORDER	0	2
VIOLATION OF ZONING REGULATION	0	0

WRONG WAY ONE WAY	2	1
TOTAL	302	2394

STATUTE CODE STATISTICS

DATE: 10/14/2021
TIME: 01:51:20PM

Page 1 of 1

Statute Code Description	NI	AR	CT	TOTAL
AGG ASSAULT (F)	1	0	0	1
AGGRAVATED ASSAULT	3	0	0	3
ASSAULT 3RD DEGREE	2	0	0	2
ASSLT 2ND ON FAMILY	1	0	0	1
BATTERY 2ND DEGREE	1	0	0	1
BATTERY 3RD DEGREE(A)	2	0	0	2
BREAKING & ENTERING(F)	4	0	0	4
COMMUNICATING FALSE ALARM(A)	1	0	0	1
COUNTERFEITING / FORGERY	2	0	0	2
CRIMINAL IMPERSONATION(A)	1	0	0	1
CRIMINAL MISCHIEF 1ST(A)	2	0	0	2
CRIMINAL MISCHIEF 2ND	7	0	0	7
CRIMINAL TRESPASS UNS520/OCC \$1020	3	0	0	3
DISORDERLY CONDUCT	1	0	0	1
DOMESTIC BATTERY 2ND	2	0	0	2
DOMESTIC BATTERY 3RD(A)	6	0	0	6
DWI 1ST	1	0	0	1
ENDANGER WELFARE OF MINOR 2ND(A)	1	0	0	1
FAILURE TO SUBMIT TO ARREST	1	0	0	1
FLEEING(C)	1	0	0	1
FRAUDULENT USE OF CREDIT CARD OVER \$100	2	0	0	2
FURNISHING PROHIBITED ARTICLES	1	0	0	1
GENERAL INFORMATION (GENERAL PURPOSES	20	0	0	20
HARASSING COMMUNICATIONS(A)	3	0	0	3
HARASSMENT(A)	2	0	0	2
HIT & RUN	3	0	0	3
LEAVING SCENE OF ACC./INJURY FELONY	1	0	0	1
LEAVING THE SCENE/PROPERTY DAMAGE	6	0	0	6
POSS OF CONTROLLED SUB WITH PURP OF DEL	1	0	0	1
POSS. OF CON/SUB. W/INT. TO DELIVER	1	0	0	1
POSS. OF CONT. SUBSTANCE	6	0	0	6
POSSESSING INSTRUMENTS OF CRIME(A)	1	0	0	1
RAPE	1	0	0	1
RESIDENTIAL/COMM.BURGLARY (F)	1	0	0	1
RUNAWAY / JUVENILE	3	0	0	3
TERRORISTIC ACT	3	0	0	3
TERRORISTIC THREATS(A)	4	0	0	4
THEFT / ALL OTHER LARC(A)	7	0	0	7
THEFT/FROM MOTOR VEHICLE(A)	1	0	0	1
THEFT/RECV, BUYING, ETC(A)	1	0	0	1
THEFT/RECV, BUYING, ETC(F)	1	0	0	1
THEFT/SHOPLIFTING(A)	2	0	0	2
THEFT-FELONY	6	0	0	6
	120	0	0	120

Total Reported Incidents Involving Domestic Violence: 0

Report_DeptStats2

KV10

Osceola Police Department Training Report September 2021

[illegible]

OSCEOLA FIRE DEPARTMENT MONTHLY FIRE REPORT 2021

The Osceola Fire Department responded to (44) alarms in the month of September
The runs are as follows:

	MONTH	YTD
Structure Fire	2	34
Vehicle Fires	0	29
Brush/Grass Fires	1	22
Trash Fires	4	16
Lift Assist	5	35
Electrical Equipment	0	3
MVA assist	6	48
Mutual Aid	0	3
Rescue/Extrication	0	10
Smoke Scare	2	14
Spill/Leaks	0	5
Flammable Gas	0	6
Alarm Malfunction	4	16
Fire Alarm	0	19
Unintentional False Alarm	9	31
Confined Space Standby	5	57
Good Intent Call	6	37
TOTALS	44	385

Total dollar loss estimated from Structure Fires in month of September
\$20,000.00

Script cost in class time	\$816.00
Script cost in alarms	\$161.00
Total Script Cost	\$977.00
Injuries	0
Deaths	0

Respectfully submitted,



Peter Hill Chief
Osceola Fire Dept.

Osceola Light & Power Work Report For This Month In Addition To Regular Operations Of The System: SEPTEMBER 2021:

1. Installed 6 poles and Removed 5 poles.
2. Installed 3 transformers and Removed 3 transformers.
3. Installed 9 Services, Removed 9 and Repaired 10.
4. Installed 13 St. Lights, Removed 9 and Repaired 10.
5. Worked on line maintenance through the system.
6. Line Locates reported 18.
7. Cut Trees from power lines.
8. Read meters in order to keep meter cycle current.
9. Replaced (4) security lights on interstate water tank on W. Keiser.
10. Worked cut off lists for none payment of electric bills.

Meter Service Orders For The Month Of SEPTEMBER 2021:

1. Connects	42
2. Disconnects	36
3. Meter Changes	07
4. Occupant Changes	33
5. Re-instates	47
6. Service Changes	01
7. Misc.	19
8. Meter Info	00
9. Re-Reads	32
10. <u>Check For Leaks</u>	<u>45</u>
11. TOTAL ORDERS	262

**OSCEOLA WATER & SEWER
MONTHLY REPORT
September, 2021**

Water Taps	0
Water Leaks	28
Fire Hydrants Repaired/Replaced	0
First Time Water Meters	0
Water Meters Replaced	19
Water Lines Installed	0
Pumps Repaired	0
Sewer Taps	0
Manholes Repaired	1
Sewer Lines Repaired	2
Sewers Unstopped	32
Sewer Lines Installed	0

OVER TIME HOURS

Tim Jones, Superintendent
Water & Wastewater Distribution

iWorQ



CODE ENFORCEMENT & BUILDING INSPECTION REPORT

ED RICHARDSON

10/13/21

Report: Code Enforcement & Building Inspection

Code Enforcement

Code Enforcement grass cutting team is finishing up the season on cutting lots.

We continue to monitor garbage being put out to early and on the wrong day. Warnings and fines will be issued to people putting garbage out to early and on the wrong days.

Codes department has had (15) reported codes issues and violations. Overgrown grass, illegal dumping, and dilapidated houses, garbage out on wrong day. We have submitted into the system (10) letters to property owners of dilapidated and abandon houses also building. Five of these letters were issue by certified mail. 123 Shadow Lane, 801 Lee Street, Old Food Giant Building, Old Nursing Home located on Broadway and Cecelia, 314 East Hale.

Code Enforcement would like to revisit the properties on the condemn list.

Building Inspection

Will be presenting new plans for Pilgrim Rest Baptist Church to Planning Commission.

Building Inspection and permit department have a total of 10 permits. We have issued (2) electrical permits, (1) privilege license permits, (2) residential permits, (3) commercial permits, (0) sign permit, (0) HVAC permit, (2) Plumbing Permit

Planning Commission will be working on boarded up windows and sign ordinance. The planning commission isn't functioning right now, because there's not enough commission members.

Codes and Inspection information is located on the iWorQ system.

Osceola Street & Sanitation Departmental Report for 2021

City Council Meeting: 10-18-2021

From: Steve Choals

Subject: Daily Operations

September Updates:

Street & Sanitation Department Update

Pothole repair is still on ongoing project. A large number of potholes are repaired daily. The crew is working in a different neighborhood daily. Potholes are still a top priority.

During the month of August 154 truckloads of grass clippings, limbs, leaves and brush were disposed at the Material Recovery Facility. Numerous posts and stop signs were either replaced or repaired and will continue to be addressed. Sweeping of the streets and mowing of empty lots is also an issue. With limited personnel the OSD is trying to resolve all issues.

Mosquito & Bird Control

There were no complaints for the month of September.

Thank You,
Steve Choals

Osceola Street, Sanitation, MRF, & Mosquito Control Departments

ANIMAL CONTROL REPORT

SEPTEMBER 2021

MONTH

YTD

DOGS 10 **61**

CATS 2 **42**

OTHER 1	6
----------------	----------

TOTAL 13 103

COMPLAINTS 18 215

CITATIONS 1 12

VERBAL WARNINGS 5 60

WRITTEN WARNING5 2 31

DOG/CAT BITES 1 3

SUBMITTED BY PAULA EDWARDS WITH OSCEOLA ANIMAL SHELTER

Osceola Community Center

Director: Michael Ephlin

October 2021 Report

- **Community Center**
- **50/50 Match Grant**
- **San Souci Park Update**
- **Osceola Senior Citizens Center**
- **Rosenwald Park Vandalism**
- **OPAR Fall Sports; Youth Tackle Football, Flag Football & Soccer**
- **Master Plan: Water Park**

Community Center

The Osceola Community Center has continued to be very busy with many new registrations. People are definitely getting back into the routine and we are proud to see everyone. Dance 2 Fit has been on a vacation for about 3 weeks due to the instructor having to take care of some medical issues. That will start back on Monday October 18th. We have the Delta School Basketball and Volleyball teams practicing at our community center. They will play all of their home games at our center. We also have our Tip Tap Toes Dance program meeting on Tuesday and Wednesday nights. It is a busy time at our center. We have set up two pickle ball courts inside our little gym. This will be a great addition to our community center and will drive memberships.

50/50 Match Grant

On August 27th, we submitted a 50/50 grant application to the Arkansas Parks and Tourism for

upgrades to our tennis courts and playgrounds. We were notified that we have been invited to the next process of the grant selection which is the actual grant hearing. This will take place on October 28th in Little Rock. Wish us luck!!!!

San Souci Park Update

Our OPAR crew got all the park benches and picnic tables installed at San Souci Park. What a great addition to the park. This was all paid for by a grant through Big River Steel. We will also be working in the month of October with getting all the growth on the river bank side cut. We will then spray it with a chemical provided by the game and fish commission to prevent it from coming back so strong.

Osceola Senior Citizens Center

The big plate window at the Senior Citizens Center has been fixed and it looks great. There has been two more instances where some van windows have been broken out and graffiti has been painted. We have turned this information over to the police department.

Rosenwald Park Vandalism

We have recently been having some vandalism inside our Rosenwald Park. We've had some four wheelers and motorcycles rutting up the park. We have taken measure to stop them and turned this over to the police. We have also had some graffiti painted on the back of the Rosenwald Center. We have also taken the steps to remove the graffiti and have also turned this over to the police.

Fall Sports: Youth Tackle Football, Youth Flag Football and Youth Soccer

OPAR's fall sports, youth tackle football, youth flag football and youth soccer is started their play on September 11th and September 27th respectively. What a great turnout for all sports. 50 kids playing tackle football and over 150 kids playing soccer and flag football. It is a blessing to get to provide this for our kids. The season will play the whole month of October for flag football and soccer and end on Tuesday October 26th. Tackle football will end on November 13th. Please come out and see these kids in action.

Master Plan: Water Park

I would like to take this time to ask each and every one of you to start brainstorming ways that

we can revisit our master plan: water park idea. I feel that we are missing the boat with this idea and I feel that it would be very beneficial to our city and would really boost our quality of life. As you know we tried to pass a 1 cent sales tax last year to fund the project and it was defeated. As you know our sales tax has doubled and really almost tripled since the workers are here building the industry that has located here. I feel that we are missing the boat on this idea and I feel that it is still not too late to do something about it. I challenge you to come up with ideas so we can revisit this project in the very near future. This would be just another improvement to our great city and another quality of life amenity that would benefit all of the great citizens of our awesome community!!!!

“Great Things Are Happening At Osceola Parks And Recreation, Come Out And Be A Part”.

Golf Course

From: Dylan Bowles

To:

Date: Thursday, October 14, 2021, 10:00 AM CDT

As we head in to October at the golf course we are beginning our fall cleanup. This includes final spraying of the greens, fairways, and collars to help prevent damage such as Pythium Blight, snow mold, and spring dead spot. We have also started on our tree pruning process and taking out of suffering trees. We have also started to replace trees that have been taken out with our first phase of 12 trees on hole 9.

With the close of September we will see our Thursday night scrambles come to an end due to time constraints of daylight. We will still offer plenty of Saturday and Sunday events as the weather permits.

We are currently operating with nine of our twelve golf cars at this time. A golf committee meeting will be held the first week of November to discuss ongoing projects and future ideas for the course.

Thank you to Steve Choals and the street department for cleaning out and removing an old culvert between holes 8 and 9. We will replace with a new bridge (donated) at no cost to the city.

Thank you,
Dylan Bowles

DISTRICT COURT AUTOMATION FUND

SEPTEMBER 20, 2021

7/7/2021	City of Osceola Jan 2020 – April 2021	\$28,291.61	\$28,291.61
	City of Osceola May 2021	\$ 2,163.50	\$30,455.11
7/13/2021	City of Osceola June 2021	\$ 2,314.80	\$32,769.91
	County of Mississippi – February 2021	\$ 9,919.91	\$42,689.82
7/16/2021	County of Mississippi March – April 2021	\$ 1,806.25	\$44,496.07
7/19/2021	H & H Business – Invoice 139135 Toner	-\$ 187.00	\$44,309.07
7/22/2021	County of Mississippi May 2021	\$ 626.45	\$44,955.32
8/4/2021	City of Osceola – July 2021	\$ 1,585.65	\$46,540.97
8/4/2021	H & H Business – Invoice 139761 copier rental	-\$ 84.46	\$46,456.51
8/25/2021	1 st Station/Newegg/Lenovo – Chief Clerk Station	-\$1,811.19	\$44,645.32
8/31/2021	City of Osceola – August 2021	\$ 1,524.47	\$46,169.79
9/10/2021	County of Mississippi – June 2021	\$ 626.25	\$46,796.04

7/1/2021 through 7/31/2021

Page 1

Date	Acc... Num	Description	Memo	Category	Tax Item	Clr	Amount
BALANCE 6/30/2021							0.00
7/7/2021	Dist... DE...	Osceola District Co... City 2020 - May 2021	--Split--	--Split--		R	30,455.11
7/13/2021	Dist... DE...	Osceola District Co... City June 2021/Co l...	--Split--	--Split--		R	12,234.71
7/16/2021	Dist... DEP	Osceola District Co... Co March/April 2021	Deposit			R	1,806.25
7/19/2021	Dist... 1	H & H Business M... Invoice 139135 Toner Equip Maintenanc...				R	-187.00
7/22/2021	Dist... DEP	Osceola District Co... Co. May 2021	Deposit			R	646.25
7/1/2021 - 7/31/2021							44,955.32
BALANCE 7/31/2021							44,955.32
TOTAL INFLOWS							45,142.32
TOTAL OUTFLOWS							-187.00
NET TOTAL							44,955.32

8/1/2021 through 8/31/2021

Page 1

Date	Acc... Num	Description	Memo	Category	Tax Item	Clr	Amount
BALANCE 7/31/2021							44,955.32
8/4/2021	Dist... DEP Osceola District Court	City July 2021	Deposit			R	1,585.65
8/4/2021	Dist... 2 H & H Business Machines	Invoice 139761 copy counts	Copier rental-co...			R	-84.46
8/25/2021	Dist... 3 Catherine P. Dean	1st Station; Newegg and Le...	Equip Maintenan...			R	-1,811.19
8/31/2021	Dist... DEP Osceola District Court	City August 2021	Deposit			R	1,524.47
8/1/2021 - 8/31/2021							1,214.47
BALANCE 8/31/2021							46,169.79
TOTAL INFLOWS							3,110.12
TOTAL OUTFLOWS							-1,895.65
NET TOTAL							1,214.47

9/1/2021 through 9/30/2021

Page 1

Date	Acc...	Num	Description	Memo	Category	Tax ...	Clr	Amount
BALANCE 8/31/2021								46,169.79
9/10/2021	Dist...	DEP	Osceola District Court	Co. June 2021	Deposit		R	626.25
9/21/2021	Dist...		Ach Debit Check Order	Checks, Deposit Slips	Supplies		R	-136.40
9/1/2021 - 9/30/2021								489.85
BALANCE 9/30/2021								46,659.64
TOTAL INFLOWS								626.25
TOTAL OUTFLOWS								-136.40
NET TOTAL								489.85

September 2021	Current Month			Year to Date			Annual	Elapsed
	Budget	Actual	Var (+) (-)	Budget	Actual	Var (+) (-)	Budget	75%
Revenue:								
01 - Osceola Light & Power	1,464,882	1,793,685	328,802	13,183,941	13,283,240	99,299	17,578,588	76%
02 - City General Fund	353,653	1,322,942	969,289	3,182,875	5,087,023	1,904,148	4,243,833	120%
03 - Street Fund	45,837	55,414	9,577	412,530	486,818	74,288	550,040	89%
04 - Sanitation Fund	79,838	79,512	(326)	718,538	716,098	(2,440)	958,050	75%
Total Funds	1,944,209	3,251,553	1,307,344	17,497,883	19,573,179	2,075,296	23,330,511	84%
Operating Expense:								
01 - Osceola Light & Power	1,269,376	1,593,548	(324,172)	11,424,381	12,293,999	(869,618)	15,232,508	81%
02 - City General Fund	494,344	369,327	125,017	4,449,098	4,129,823	319,275	5,932,131	70%
03 - Street Fund	81,371	64,606	16,765	732,338	558,198	174,140	976,450	57%
04 - Sanitation Fund	86,183	81,376	4,807	775,650	815,774	(40,124)	1,034,200	79%
Total Funds	1,931,274	2,108,857	(177,583)	17,381,467	17,797,794	(416,327)	23,175,289	77%
Impact to Surplus:								
01 - Osceola Light & Power	195,507	200,137	(4,630)	1,759,560	989,241	(770,319)	2,346,080	42%
02 - City General Fund	(140,692)	953,615	(1,094,307)	(1,266,224)	957,200	2,223,424	(1,688,298)	-57%
03 - Street Fund	(35,534)	(9,192)	(26,342)	(319,808)	(71,380)	248,428	(426,410)	17%
04 - Sanitation Fund	(6,346)	(1,864)	(4,482)	(57,113)	(99,676)	(42,564)	(76,150)	131%
Total Funds	12,935	1,142,696	(1,129,761)	116,417	1,775,385	1,658,968	155,222	

01 -OSCEOLA LIGHT & POWER

ACCOUNT #	ACCOUNT DESCRIPTION	BALANCE	
ASSETS			

01-102	FNBEA-OMLP SAVINGS(4591)	1,676,614.46	
01-104	MISC CASH ACCOUNTS	3,753.78	
01-105	REGIONS-OMLP GENERAL(0093)	44,603.74	
01-106	FNBEA-OMLP GENERAL(9937)	4,630.53	
01-107	CASHIER'S FUND	1,500.00	
01-108	REGIONS-OMLP PAYROLL(5913)	810.39	
01-110	ACCOUNTS RECEIVABLE	2,586,454.81	
01-111	RETURNED CHECKS	(25.00)	
01-113	AMP ACCOUNTS RECEIVABLE	222.06	
01-114	PREPAID INSURANCE	7,648.00	
01-115	BANCORP-OMLP GENERAL(0473)	797,718.34	
01-116	BANCORP-OMLP PAYROLL(9969)	7,344.37	
01-122	INVENTORY - MATERIAL & SUPPLIE	843,389.33	
01-124	A/R - UNBILLED	720,289.02	
01-130	DUE TO/FROM OTHER FUNDS	3,003,851.86	
01-142	2018 BOND FUND	332,404.12	
01-143	2018 BOND PROJECT FUND	1,427,852.67	
01-146	2015 BOND FUND	69.09	
01-149	2015 BOND PROJECT FUND	78,278.00	
01-156	2007 BOND FUND	133,722.74	
01-181	ELECTRIC POWER PLANT	23,544,060.68	
01-182	ISES PLANT	5,848,880.87	
01-183	WATER PLANT	8,739,827.05	
01-184	RES FOR DEPR ELECT & WATER PLA	(29,272,632.85)	
01-185	TOOLS AND EQUIPMENT	383,907.66	
01-186	NEW SEWER SYSTEMS	9,858,227.51	
01-187	NEW SEWER CONST CROMPTON	438,266.61	
01-188	LAND PLANT SITE	203,970.50	
01-189	AUTO & TRUCKS	2,378,325.51	
01-190	RES FOR DEPR AUTO & TRUCKS	(2,047,894.49)	
01-191	FURNITURE & FIXTURES	662,365.07	
01-192	RES FOR DEPR F&F, TOOLS/EQUIP	(844,237.82)	
		<u>31,564,198.61</u>	
	TOTAL ASSETS		31,564,198.61
=====			
LIABILITIES			

01-201	ACCOUNTS PAYABLE	143,144.81	
01-202	FEDERAL W/H PAYABLE	6,071.93	
01-203	SOC SECURITY W/H PAYABLE	5,076.88	
01-204	ARKANSAS W/H PAYABLE	2,678.19	
01-205	GENERAL PENSION W/H	2,129.30	
01-207	GROUP INSURANCE W/H	(15,432.29)	
01-208	UNIFORM W/H	(36.00)	
01-210	PURCHASE POWER PAYABLE	1,110,880.41	
01-213	UNEMPLOYMENT TAXES PAYABLE	(3,452.61)	
01-214	GARNISHMENTS PAYABLE	1,727.31	
01-215	UNAPPLIED CREDITS	25,139.35	

01 -OSCEOLA LIGHT & POWER

ACCOUNT #	ACCOUNT DESCRIPTION	BALANCE	
01-216	REFUNDS PAYABLE	1,583.79	
01-230	CUSTOMER DEPOSITS REFUNDABLE	326,792.35	
01-232	COMPENSATED ABSENCES	34,477.31	
01-236	ACCRUED WAGES	80,866.84	
01-240	ACCRUED SALES TAX	70,889.94	
01-241	ACCRUED INTEREST PAYABLE	84,975.15	
01-250	NOTE PAYABLE BCS-EQUIPMENT	76,823.33	
01-261	2007 BOND PAYABLE	1,829,023.00	
01-272	2014 BOND PAYABLE	14,797.68	
01-276	2018 BOND PAYABLE	3,355,581.00	
	TOTAL LIABILITIES		<u>7,153,737.67</u>
EQUITY			
=====			
01-290	RETAINED EARNINGS	23,421,252.90	
	TOTAL BEGINNING EQUITY	23,421,252.90	
	TOTAL REVENUE	13,283,241.19	
	TOTAL EXPENSES	12,294,033.15	
	TOTAL REVENUE OVER/(UNDER) EXPENSES	989,208.04	
	TOTAL EQUITY & REV. OVER/(UNDER) EXP.		<u>24,410,460.94</u>
	TOTAL LIABILITIES, EQUITY & REV.OVER/(UNDER) EXP.		31,564,198.61

CITY OF OSCEOLA
REVENUE & EXPENSE REPORT (UNAUDITED)
AS OF: SEPTEMBER 30TH, 2021

01 -OSCEOLA LIGHT & POWER
FINANCIAL SUMMARY

75.00% OF FISCAL YEAR

	CURRENT BUDGET	CURRENT PERIOD	YEAR TO DATE ACTUAL	% OF BUDGET	BUDGET BALANCE
<u>REVENUE SUMMARY</u>					
ELECTRIC DEPT	15,281,500.00	1,586,676.27	11,209,903.08	73.36	4,071,696.92
WATER DEPT	1,295,738.00	121,646.44	1,185,678.93	91.51	110,059.07
SEWER DEPT	835,000.00	84,518.19	886,318.88	106.15	(51,318.88)
ADMINISTRATION	166,350.00	844.92	1,440.30	0.87	164,909.70
TOTAL REVENUES	17,578,588.00	1,793,685.82	13,283,241.19	75.56	4,295,346.81
<u>EXPENDITURE SUMMARY</u>					
ELECTRIC DEPT	12,456,200.00	1,410,579.92	10,375,359.05	83.29	2,080,840.95
WATER DEPT	981,902.00	62,583.70	651,438.80	66.34	330,463.20
SEWER DEPT	648,156.00	62,134.46	515,190.82	79.49	132,965.18
ADMINISTRATION	1,146,250.00	58,250.35	752,044.48	65.61	394,205.52
TOTAL EXPENDITURES	15,232,508.00	1,593,548.43	12,294,033.15	80.71	2,938,474.85
REVENUES OVER/(UNDER) EXPENDITURES	2,346,080.00	200,137.39	989,208.04		1,356,871.96

CITY OF OSCEOLA
REVENUE & EXPENSE REPORT (UNAUDITED)
AS OF: SEPTEMBER 30TH, 2021

01 -OSCEOLA LIGHT & POWER

75.00% OF FISCAL YEAR

REVENUES	CURRENT BUDGET	CURRENT PERIOD	YEAR TO DATE ACTUAL	% OF BUDGET	BUDGET BALANCE
<u>ELECTRIC DEPT</u>					
01-4-12-300 SALES	15,100,000.00	1,565,904.17	11,136,893.57	73.75	3,963,106.43
01-4-12-301 NEGATIVE COST ADJUSTMENT	0.00	0.00	(115,287.20)	0.00	115,287.20
01-4-12-302 FREE SERVICES	0.00	6,273.40	5,081.09	0.00	(5,081.09)
01-4-12-303 LATE PENALTY FEES	116,000.00	11,421.43	110,848.84	95.56	5,151.16
01-4-12-304 RECONNECTION FEES	40,000.00	1,250.00	21,500.00	53.75	18,500.00
01-4-12-305 POLE RENTAL	6,000.00	0.00	24,087.00	401.45	(18,087.00)
01-4-12-306 CREDIT CARD FEES	12,000.00	1,577.27	13,454.58	112.12	(1,454.58)
01-4-12-308 NET-METERING FEES	0.00	0.00	700.00	0.00	(700.00)
01-4-12-390 INTEREST INCOME	0.00	0.00	79.95	0.00	(79.95)
01-4-12-395 MISCELLANEOUS FEES	7,500.00	250.00	12,445.25	165.94	(4,945.25)
TOTAL ELECTRIC DEPT	15,281,500.00	1,586,676.27	11,209,803.08	73.36	4,071,696.92
<u>WATER DEPT</u>					
01-4-13-300 SALES	1,265,738.00	117,758.79	1,154,055.48	91.18	111,682.52
01-4-13-302 FREE SERVICES	0.00	2,037.24	1,943.10	0.00	(1,943.10)
01-4-13-303 LATE PENALTY FEES	25,000.00	1,630.35	19,794.93	79.18	5,205.07
01-4-13-310 SERVICE FEES	5,000.00	220.06	9,885.42	197.71	(4,885.42)
TOTAL WATER DEPT	1,295,738.00	121,646.44	1,185,678.93	91.51	110,059.07
<u>SEWER DEPT</u>					
01-4-14-300 SALES	835,000.00	84,518.19	883,151.17	105.77	(48,151.17)
01-4-14-302 FREE SERVICE	0.00	0.00	(105.10)	0.00	105.10
01-4-14-310 SERVICE FEES	0.00	0.00	3,272.81	0.00	(3,272.81)
TOTAL SEWER DEPT	835,000.00	84,518.19	886,318.88	106.15	(51,318.88)
<u>ADMINISTRATION</u>					
01-4-15-304 AMP	0.00	5.99	(271.28)	0.00	271.28
01-4-15-341 ELECTRIC PERMITS	1,200.00	21.15	245.25	20.44	954.75
01-4-15-342 PLUMBING PERMITS	150.00	0.00	58.00	38.67	92.00
01-4-15-390 INTEREST INCOME	15,000.00	77.14	667.69	4.45	14,332.31
01-4-15-395 MISCELLANEOUS	150,000.00	740.64	740.64	0.49	149,259.36
TOTAL ADMINISTRATION	166,350.00	844.92	1,440.30	0.87	164,909.70
<u>TOTAL REVENUES</u>					
TOTAL REVENUES	17,578,588.00	1,793,685.82	13,283,241.19	75.56	4,295,346.81

CITY OF OSCEOLA
REVENUE & EXPENSE REPORT (UNAUDITED)
AS OF: SEPTEMBER 30TH, 2021

01 -OSCEOLA LIGHT & POWER

75.00% OF FISCAL YEAR

DEPARTMENTAL EXPENDITURES	CURRENT BUDGET	CURRENT PERIOD	YEAR TO DATE ACTUAL	% OF BUDGET	BUDGET BALANCE
<u>ELECTRIC DEPT</u>					
01-5-12-400 SALARIES	805,000.00	55,431.49	534,266.25	66.37	270,733.75
01-5-12-455 TEMP SERVICE WAGES	20,000.00	0.00	19,635.00	98.18	365.00
01-5-12-502 PAYROLL TAX	64,000.00	4,023.81	39,049.96	61.02	24,950.04
01-5-12-503 GROUP INSURANCE	60,000.00 (691.03)	30,795.14	51.33	29,204.86
01-5-12-504 PENSION EXPENSE	30,000.00	1,856.69	16,692.14	55.64	13,307.86
01-5-12-510 TRAVEL & TRAINING EXPENSE	5,000.00	0.00	150.00	3.00	4,850.00
01-5-12-515 SAFETY SUPPLIES	2,500.00	31.50	2,704.10	108.16 (204.10)
01-5-12-580 UNIFORM EXPENSE	5,000.00	471.65	3,094.34	61.89	1,905.66
01-5-12-601 MATERIALS AND SUPPLIES	15,000.00	508.31	16,612.10	110.75 (1,612.10)
01-5-12-610 TELEPHONE	25,000.00	585.55	6,897.80	27.59	18,102.20
01-5-12-619 BUILDING EXPENSE	7,000.00	257.14	3,981.17	56.87	3,018.83
01-5-12-620 UTILITIES	16,500.00	1,005.64	11,697.27	70.89	4,802.73
01-5-12-630 INSURANCE	40,000.00	0.00	280.80	0.70	39,719.20
01-5-12-640 DUES, MBRSHPS & SUBSCRIPTIONS	0.00	0.00	12,462.06	0.00 (12,462.06)
01-5-12-647 LICENSES	200.00	0.00	0.00	0.00	200.00
01-5-12-648 IMMUNIZATIONS & PHYSICALS	1,000.00	319.00	844.00	84.40	156.00
01-5-12-650 REPAIRS & MAINTENANCE - VEH &	25,000.00	2,125.63	18,056.48	72.23	6,943.52
01-5-12-651 OPERATING EXPENSES - VEHICLES	25,000.00	3,548.60	23,218.91	92.88	1,781.09
01-5-12-686 EQUIPMENT RENTAL	0.00	148.51	445.53	0.00 (445.53)
01-5-12-700 EQUIPMENT PURCHASES	0.00	0.00	42,604.00	0.00 (42,604.00)
01-5-12-710 ELECTRIC POWER PURCHASED	10,570,000.00	1,294,290.43	9,167,657.00	86.73	1,402,343.00
01-5-12-760 DEPRECIATION	500,000.00	41,667.00	375,003.00	75.00	124,997.00
01-5-12-770 DEPRECIATION-VEHICLES	60,000.00	5,000.00	45,000.00	75.00	15,000.00
01-5-12-774 TREE TRIMMING	175,000.00	0.00	0.00	0.00	175,000.00
01-5-12-860 CONSULTING SERVICES	5,000.00	0.00	4,212.00	84.24	788.00
TOTAL ELECTRIC DEPT	12,456,200.00	1,410,579.92	10,375,359.05	83.29	2,080,840.95
<u>WATER DEPT</u>					
01-5-13-400 SALARIES	420,557.00	19,000.94	218,503.79	51.96	202,053.21
01-5-13-455 TEMP SERVICE WAGES	0.00	3,309.60	41,128.92	0.00 (41,128.92)
01-5-13-502 PAYROLL TAX	33,645.00	1,433.92	16,435.32	48.85	17,209.68
01-5-13-503 GROUP INSURANCE	37,500.00 (162.77)	15,501.45	41.34	21,998.55
01-5-13-504 PENSION EXPENSE	9,000.00	493.92	5,415.22	60.17	3,584.78
01-5-13-510 TRAVEL & TRAINING EXPENSE	2,500.00	41.01	41.01	1.64	2,458.99
01-5-13-515 SAFETY SUPPLIES	1,100.00	558.37	4,747.35	431.58 (3,647.35)
01-5-13-580 UNIFORM EXPENSE	1,250.00	344.94	4,126.11	330.09 (2,876.11)
01-5-13-601 MATERIALS AND SUPPLIES	41,000.00	5,576.63	41,012.53	100.03 (12.53)
01-5-13-602 CHEMICALS AND SUPPLIES	50,000.00	7,132.82	34,476.18	68.95	15,523.82
01-5-13-608 TOOLS	2,000.00	71.35	642.58	32.13	1,357.42
01-5-13-610 TELEPHONE	20,000.00	53.39	14,913.54	74.57	5,086.46
01-5-13-619 BUILDING EXPENSE	3,500.00	0.00	6,066.81	173.34 (2,566.81)
01-5-13-620 UTILITIES	50,000.00	6,022.11	45,754.65	91.51	4,245.35
01-5-13-630 INSURANCE	20,000.00	0.00	0.00	0.00	20,000.00
01-5-13-640 DUES, MBRSHPS & SUBSCRIPTIONS	15,000.00	390.00	6,774.00	45.16	8,226.00
01-5-13-647 LICENSES	2,500.00	0.00	1,728.98	69.16	771.02
01-5-13-648 IMMUNIZATIONS & PHYSICALS	850.00	0.00	198.00	23.29	652.00
01-5-13-650 REPAIRS & MAINTENANCE - VEH &	6,000.00	521.57	4,473.03	74.55	1,526.97

CITY OF OSCEOLA
REVENUE & EXPENSE REPORT (UNAUDITED)
AS OF: SEPTEMBER 30TH, 2021

01 -OSCEOLA LIGHT & POWER

75.00% OF FISCAL YEAR

DEPARTMENTAL EXPENDITURES	CURRENT BUDGET	CURRENT PERIOD	YEAR TO DATE ACTUAL	% OF BUDGET	BUDGET BALANCE
01-5-13-651 OPERATING EXPENSES - VEHICLES	18,500.00	2,072.53	15,580.56	84.22	2,919.44
01-5-13-652 MANHOLE & PIPE REHAB	5,000.00	0.00	0.00	0.00	5,000.00
01-5-13-682 WELL AND PUMP REPAIRS	5,000.00	0.00	80.00	1.60	4,920.00
01-5-13-683 PUMP AND TANK REPAIRS	60,000.00	973.37	40,491.34	67.49	19,508.66
01-5-13-686 EQUIPMENT RENTAL	0.00	0.00	214.51	0.00	(214.51)
01-5-13-761 DEPRECIATION-WATER PLANT	147,000.00	12,250.00	110,250.00	75.00	36,750.00
01-5-13-770 DEPRECIATION-VEHICLES	30,000.00	2,500.00	22,500.00	75.00	7,500.00
01-5-13-860 CONSULTING SERVICES	0.00	0.00	382.92	0.00	(382.92)
TOTAL WATER DEPT	981,902.00	62,583.70	651,438.80	66.34	330,463.20

SEWER DEPT

01-5-14-400 SALARIES	219,221.00	19,117.77	189,664.60	86.52	29,556.40
01-5-14-455 TEMP SERVICE WAGES	23,000.00	9,232.44	9,232.44	40.14	13,767.56
01-5-14-502 PAYROLL TAX	17,538.00	1,383.85	13,749.58	78.40	3,788.42
01-5-14-503 GROUP INSURANCE	20,000.00	776.18	10,290.36	51.45	9,709.64
01-5-14-504 PENSION EXPENSE	5,400.00	433.96	3,940.49	72.97	1,459.51
01-5-14-510 TRAVEL & TRAINING EXPENSE	0.00	1,657.07	1,657.07	0.00	(1,657.07)
01-5-14-515 SAFETY SUPPLIES	1,750.00	0.00	0.00	0.00	1,750.00
01-5-14-580 UNIFORM EXPENSE	3,000.00	13.00	(89.00)	2.97-	3,089.00
01-5-14-601 MATERIALS AND SUPPLIES	37,300.00	2,325.92	29,308.28	78.57	7,991.72
01-5-14-602 CHEMICALS AND SUPPLIES	6,500.00	3,345.00	16,430.21	252.77	(9,930.21)
01-5-14-608 TOOLS	1,500.00	0.00	362.09	24.14	1,137.91
01-5-14-610 TELEPHONE	3,096.00	164.24	1,474.19	47.62	1,621.81
01-5-14-619 BUILDING EXPENSE	7,000.00	83.60	250.80	3.58	6,749.20
01-5-14-620 UTILITIES	67,000.00	1,970.50	35,945.23	53.65	31,054.77
01-5-14-630 INSURANCE	4,500.00	0.00	3,510.00	78.00	990.00
01-5-14-640 DUES, MEMSHPS & SUBSCRIPTIONS	120.00	0.00	0.00	0.00	120.00
01-5-14-647 LICENSES	9,000.00	0.00	14,042.75	156.03	(5,042.75)
01-5-14-648 IMMUNIZATIONS & PHYSICALS	300.00	0.00	339.00	113.00	(39.00)
01-5-14-650 REPAIRS & MAINTENANCE - VEH &	7,500.00	589.08	6,971.23	92.95	528.77
01-5-14-651 OPERATING EXPENSES - VEHICLES	10,000.00	97.14	714.22	7.14	9,285.78
01-5-14-652 MANHOLE & PIPE REHAB	1,262.00	4,761.00	19,150.00	1,517.43	(17,888.00)
01-5-14-683 PUMP AND TANK REPAIRS	20,000.00	2,670.07	21,860.74	109.30	(1,860.74)
01-5-14-762 DEPRICIATION SEWER SYSTEMS	160,425.00	13,369.00	120,321.00	75.00	40,104.00
01-5-14-770 DEPRECIATION-VEHICLES	20,362.00	1,697.00	15,273.00	75.01	5,089.00
01-5-14-860 CONSULTING SERVICES	2,382.00	0.00	792.00	33.25	1,590.00
01-5-14-899 MISCELLANEOUS	0.00	0.00	0.54	0.00	(0.54)
TOTAL SEWER DEPT	648,156.00	62,134.46	515,190.82	79.49	132,965.18

ADMINISTRATION

01-5-15-400 SALARIES	400,000.00	28,297.59	287,926.86	71.98	112,073.14
01-5-15-455 TEMP SERVICE WAGES	0.00	0.00	12,466.13	0.00	(12,466.13)
01-5-15-502 PAYROLL TAX	32,000.00	2,062.75	21,791.66	68.10	10,208.34
01-5-15-503 GROUP INSURANCE	30,000.00	(888.84)	22,473.16	74.91	7,526.84
01-5-15-504 PENSION EXPENSE	15,000.00	484.14	5,323.90	35.49	9,676.10
01-5-15-510 TRAVEL & TRAINING EXPENSE	7,500.00	0.00	223.86	2.98	7,276.14
01-5-15-515 SAFETY SUPPLIES	1,000.00	256.23	15,714.81	1,571.48	(14,714.81)
01-5-15-516 HR MATERIALS & SUPPLIES	8,000.00	0.00	5,357.38	66.97	2,642.62
01-5-15-517 SAFETY COMMITTEE	500.00	0.00	0.00	0.00	500.00
01-5-15-550 EMPLOYEE RELATIONS	750.00	0.00	0.00	0.00	750.00

CITY OF OSCEOLA
REVENUE & EXPENSE REPORT (UNAUDITED)
AS OF: SEPTEMBER 30TH, 2021

01 -OSCEOLA LIGHT & POWER

75.00% OF FISCAL YEAR

DEPARTMENTAL EXPENDITURES	CURRENT BUDGET	CURRENT PERIOD	YEAR TO DATE ACTUAL	% OF BUDGET	BUDGET BALANCE
01-5-15-580 UNIFORM EXPENSE	500.00	0.00	0.00	0.00	500.00
01-5-15-601 MATERIALS AND SUPPLIES	27,500.00	4,998.53	51,426.71	197.92 (26,926.71)
01-5-15-605 OFFICE EXPENSE	0.00	88.71	627.73	0.00 (627.73)
01-5-15-606 POSTAGE	30,000.00	2,472.74	21,085.02	70.28	8,914.98
01-5-15-607 PUBLISHING ORDINANCES & NOTICE	0.00	0.00	5,961.85	0.00 (5,961.85)
01-5-15-610 TELEPHONE	30,000.00	610.40	19,183.39	63.94	10,816.61
01-5-15-619 BUILDING EXPENSE	50,000.00	351.48	15,657.72	31.32	34,342.28
01-5-15-620 UTILITIES	6,000.00	447.32	7,835.57	130.59 (1,835.57)
01-5-15-630 INSURANCE	2,000.00	220.12	62,511.91	3,125.60 (60,511.91)
01-5-15-640 DUES, MBRSHPS & SUBSCRIPTIONS	30,000.00	10,588.46	49,521.11	165.07 (19,521.11)
01-5-15-643 AUDIT FEES	45,000.00	0.00	32,500.00	72.22	12,500.00
01-5-15-644 LEGAL EXPENSES	10,000.00	0.00	165.00	1.65	9,835.00
01-5-15-645 ADV, PROMOTIONS & DONATIONS	30,000.00	400.00	17,525.00	58.42	12,475.00
01-5-15-647 LICENSES	2,000.00	236.25	13,775.45	688.77 (11,775.45)
01-5-15-648 IMMUNIZATIONS & PHYSICALS	1,500.00	0.00	422.00	28.13	1,078.00
01-5-15-650 REPAIRS & MAINTENANCE - VEH &	20,000.00	0.00	8,711.24	43.56	11,288.76
01-5-15-651 OPERATING EXPENSES - VEHICLES	0.00	0.00	113.21	0.00 (113.21)
01-5-15-686 EQUIPMENT RENTAL	12,000.00	630.31	9,396.33	78.30	2,603.67
01-5-15-763 DEPRECIATION	7,000.00	583.00	5,247.00	74.96	1,753.00
01-5-15-860 CONSULTING SERVICES	72,500.00	7,451.20	56,201.58	77.52	16,298.42
01-5-15-883 BAD ACCOUNTS	75,000.00 (1,686.58) (23,473.76)	31.30-	98,473.76
01-5-15-886 INTEREST EXPENSE	200,000.00	656.69	23,370.64	11.69	176,629.36
01-5-15-898 CASH OVER AND SHORT	500.00 (11.55) (5.93)	1.19-	505.93
01-5-15-899 MISCELLANEOUS	0.00	1.40	7.95	0.00 (7.95)
TOTAL ADMINISTRATION	1,146,250.00	58,250.35	752,044.48	65.61	394,205.52
 TOTAL EXPENDITURES	 15,232,508.00	 1,593,548.43	 12,294,033.15	 80.71	 2,938,474.85
 REVENUES OVER/ (UNDER) EXPENDITURES	 2,346,080.00	 200,137.39	 989,208.04		 1,356,871.96

CITY OF OSCEOLA
BALANCE SHEET
AS OF: SEPTEMBER 30TH, 2021

02 -CITY GENERAL FUND

ACCOUNT #	ACCOUNT DESCRIPTION	BALANCE	
ASSETS			

02-101	REGIONS-COMM CTR & GOLF (0051)	92,115.78	
02-102	ANIMAL CONTROL GRANT	20.00	
02-105	REGIONS-CITY GENERAL(0638)	925,415.83	
02-106	FNBEA-CITY GENERAL(9902)	5,543.82	
02-107	MISC CASH ACCOUNTS	63,723.30	
02-108	REGIONS-CITY GEN PAYROLL(5948)	9,122.51	
02-109	REGIONS-FIRE DEPT ACTH33(0697)	56,536.69	
02-110	ACCOUNTS RECEIVABLE	198,492.07	
02-115	BANCORP-CITY GENERAL(0430)	286,165.74	
02-116	BANCORP-CITY GEN PAYROLL(0465)	10,530.96	
02-118	FIRST COMM-L-CITY GEN SAV(7010)	8,248.68	
02-120	CULTURAL CIVIC CENTER	1,085.15	
02-121	CONFINED SPACE SERVICES GRANT	36,976.06	
02-127	TAX RECEIPTS RECEIVABLE	9,950.93	
02-130	DUE TO/FROM OTHER FUNDS	(2,345,140.94)	
02-139	BANCORP-OPD C & I FUND(4083)	4,318.54	
		(637,894.88)	
TOTAL ASSETS		(637,894.88)	

LIABILITIES			
=====			
02-201	ACCOUNTS PAYABLE	35,706.27	
02-202	FEDERAL W/H PAYABLE	160.13	
02-203	SOC SECURITY W/H PAYABLE	136.80	
02-204	ARKANSAS W/H PAYABLE	34.73	
02-205	GENERAL PENSION W/H	1,648.16	
02-207	GROUP INSURANCE W/H	44.28	
02-208	UNIFORM W/H	234.00	
02-210	FIREMENS PENSION W/H	10,320.01	
02-212	POLICE PENSION W/H	4,289.88	
02-213	UNEMPLOYMENT TAXES PAYABLE	(16,484.46)	
02-214	GARNISHMENTS PAYABLE	1,780.56	
02-220	DUE TO OTHER FUNDS	(66,259.75)	
02-222	FIREMEN'S FUND	176.48	
02-236	ACCRUED WAGES	154,136.51	
TOTAL LIABILITIES		125,423.60	
EQUITY			
=====			
02-291	BEGINNING FUND BALANCE	(1,676,960.73)	
TOTAL BEGINNING EQUITY		(1,676,960.73)	
TOTAL REVENUE		4,988,752.66	
TOTAL EXPENSES		4,075,110.41	
TOTAL REVENUE OVER/(UNDER) EXPENSES		913,642.25	
TOTAL EQUITY & REV. OVER/(UNDER) EXP.		(763,318.48)	
TOTAL LIABILITIES, EQUITY & REV.OVER/(UNDER) EXP.		(637,894.88)	

CITY OF OSCEOLA
REVENUE & EXPENSE REPORT (UNAUDITED)
AS OF: SEPTEMBER 30TH, 2021

02 -CITY GENERAL FUND
FINANCIAL SUMMARY

75.00% OF FISCAL YEAR

	CURRENT BUDGET	CURRENT PERIOD	YEAR TO DATE ACTUAL	% OF BUDGET	BUDGET BALANCE
<u>REVENUE SUMMARY</u>					
ADMINISTRATION	3,803,868.00	1,274,439.82	4,438,459.62	116.68 (634,591.62)
POLICE DEPT	237,000.00	28,491.69	350,654.74	147.96 (113,654.74)
FIRE DEPT	50,000.00	4,166.00	54,641.97	109.28 (4,641.97)
PARKS & RECREATION DEPT	95,000.00	11,225.00	99,292.00	104.52 (4,292.00)
GOLF COURSE FUND	55,465.00	4,468.00	44,433.08	80.11	11,031.92
HUMANE SHELTER FUND	2,500.00	150.00	1,271.25	50.85	1,228.75
TOTAL REVENUES	4,243,833.00	1,322,940.51	4,988,752.66	117.55 (744,919.66)
<u>EXPENDITURE SUMMARY</u>					
ADMINISTRATION	607,950.00	23,499.82	417,935.22	68.74	190,014.78
POLICE DEPT	2,345,861.00	144,859.87	1,608,380.06	68.56	737,480.94
FIRE DEPT	1,326,050.00	68,776.42	886,118.10	66.82	439,931.90
PARKS & RECREATION DEPT	684,174.00	51,579.94	505,098.89	73.83	179,075.11
MUNICIPAL COURT	105,496.00 (22,261.06)	76,392.99	72.41	29,103.01
JAIL DEPARTMENT	321,500.00	20,362.94	218,360.04	67.92	103,139.96
CODE ENFORCEMENT	127,080.00	13,301.75	90,521.54	71.23	36,558.46
GOLF COURSE FUND	230,670.00	16,254.54	175,501.59	76.08	55,168.41
HUMANE SHELTER FUND	162,350.00	9,672.92	96,801.98	59.63	65,548.02
TOTAL EXPENDITURES	5,911,131.00	326,047.14	4,075,110.41	68.94	1,836,020.59
REVENUES OVER/(UNDER) EXPENDITURES	(1,667,298.00)	996,893.37	913,642.25	(2,580,940.25)

CITY OF OSCEOLA
REVENUE & EXPENSE REPORT (UNAUDITED)
AS OF: SEPTEMBER 30TH, 2021

02 -CITY GENERAL FUND

75.00% OF FISCAL YEAR

REVENUES	CURRENT BUDGET	CURRENT PERIOD	YEAR TO DATE ACTUAL	% OF BUDGET	BUDGET BALANCE
<u>ADMINISTRATION</u>					
02-4-01-310 PROPERTY TAXES	625,000.00	13,145.80	438,653.95	70.18	186,346.05
02-4-01-314 GENERAL REVENUE (STATE OF ARK)	120,000.00	7,918.85	103,750.32	86.46	16,249.68
02-4-01-315 PRIVILEGE TAX -- CITY	8,000.00	0.00	9,520.00	119.00 (1,520.00)
02-4-01-316 PILOT-FED HOUSING AUTHORITY	3,315.00	0.00 (19,607.04)	591.46-	22,922.04
02-4-01-317 PILOT-PLUM POINT ENERGY STA	705,703.00	1,037,798.54	1,037,798.54	147.06 (332,095.54)
02-4-01-323 A & P TAX REVENUE	32,000.00	3,005.08	27,573.32	86.17	4,426.68
02-4-01-325 GAS FRANCHISE TAX	85,000.00	0.00	79,225.49	93.21	5,774.51
02-4-01-328 TELEPHONE EXCISE TAX	20,000.00	0.00	0.00	0.00	20,000.00
02-4-01-331 CABLE FRANCHISE TAX	25,000.00	1,515.87	13,259.96	53.04	11,740.04
02-4-01-345 BUILDING PERMITS	2,000.00	174.09	3,590.57	179.53 (1,590.57)
02-4-01-375 PLANNING COMMISSION	100.00	0.00	0.00	0.00	100.00
02-4-01-384 CODE RED CONTRIBUTIONS	(3,750.00)	0.00 (3,993.75)	106.50	243.75
02-4-01-390 INTEREST INCOME	500.00	21.57	80.98	16.20	419.02
02-4-01-394 COUNTY SALES TAX	1,100,000.00	99,054.05	976,628.56	88.78	123,371.44
02-4-01-395 MISCELLANEOUS	0.00	1,290.49	49,466.82	0.00 (49,466.82)
02-4-01-396 GRANT INCOME	0.00	0.00	712,383.32	0.00 (712,383.32)
02-4-01-397 CITY SALES TAX	1,050,000.00	110,515.48	986,417.93	93.94	63,582.07
02-4-01-398 RENT INCOME	31,000.00	0.00	23,710.65	76.49	7,289.35
TOTAL ADMINISTRATION	3,803,868.00	1,274,439.82	4,438,459.62	116.68 (634,591.62)
<u>POLICE DEPT</u>					
02-4-02-335 FINES & FORFEITURES	200,000.00	20,061.38	257,951.94	128.98 (57,951.94)
02-4-02-337 OPD RECEIPTS	2,000.00	0.00	0.00	0.00	2,000.00
02-4-02-338 JAIL RECEIPTS	15,000.00	8,430.31	92,702.80	618.02 (77,702.80)
02-4-02-396 GRANT INCOME	20,000.00	0.00	0.00	0.00	20,000.00
TOTAL POLICE DEPT	237,000.00	28,491.69	350,654.74	147.96 (113,654.74)
<u>FIRE DEPT</u>					
02-4-03-380 CONTRACT TRAINING RECEIPTS	0.00	4,166.00	33,328.00	0.00 (33,328.00)
02-4-03-396 GRANT INCOME	50,000.00	0.00	21,313.97	42.63	28,686.03
TOTAL FIRE DEPT	50,000.00	4,166.00	54,641.97	109.28 (4,641.97)
<u>PARKS & RECREATION DEPT</u>					
02-4-04-350 ADMISSION FEES	95,000.00	11,225.00	80,292.00	84.52	14,708.00
02-4-04-396 GRANT INCOME	0.00	0.00	19,000.00	0.00 (19,000.00)
TOTAL PARKS & RECREATION DEPT	95,000.00	11,225.00	99,292.00	104.52 (4,292.00)
<u>GOLF COURSE FUND</u>					
02-4-18-360 GOLF COURSE MEMBERSHIP FEES	45,000.00	3,868.00	39,033.08	86.74	5,966.92
02-4-18-362 GREENS FEES	815.00	0.00	0.00	0.00	815.00
02-4-18-364 CART SHED RENTALS	8,500.00	600.00	5,400.00	63.53	3,100.00
02-4-18-365 PRO SHOP SALES	1,150.00	0.00	0.00	0.00	1,150.00
TOTAL GOLF COURSE FUND	55,465.00	4,468.00	44,433.08	80.11	11,031.92
<u>HUMANE SHELTER FUND</u>					
02-4-19-340 ANIMAL SHELTER RECEIPTS	2,500.00	150.00	1,271.25	50.85	1,228.75
TOTAL HUMANE SHELTER FUND	2,500.00	150.00	1,271.25	50.85	1,228.75

CITY OF OSCEOLA
REVENUE & EXPENSE REPORT (UNAUDITED)
AS OF: SEPTEMBER 30TH, 2021

02 -CITY GENERAL FUND

				75.00% OF FISCAL YEAR	
REVENUES	CURRENT BUDGET	CURRENT PERIOD	YEAR TO DATE ACTUAL	% OF BUDGET	BUDGET BALANCE
TOTAL REVENUES	4,243,833.00	1,322,940.51	4,988,752.66	117.55 (744,919.60)
	=====	=====	=====	=====	=====

CITY OF OSCEOLA
REVENUE & EXPENSE REPORT (UNAUDITED)
AS OF: SEPTEMBER 30TH, 2021

02 -CITY GENERAL FUND

75.00% OF FISCAL YEAR

DEPARTMENTAL EXPENDITURES	CURRENT BUDGET	CURRENT PERIOD	YEAR TO DATE ACTUAL	% OF BUDGET	BUDGET BALANCE
ADMINISTRATION					
02-5-01-400 SALARIES	145,000.00	11,100.00	101,007.45	69.66	43,992.55
02-5-01-501 TRAVEL & PUBLIC RELATIONS	3,200.00	0.00	1,375.95	43.00	1,824.05
02-5-01-502 PAYROLL TAX	11,600.00	814.88	10,003.45	86.24	1,596.55
02-5-01-503 GROUP INSURANCE	45,000.00	589.97	28,840.87	64.09	16,159.13
02-5-01-504 PENSION EXPENSE	84,000.00	5,165.66	47,289.11	56.30	36,710.89
02-5-01-510 TRAVEL & TRAINING EXPENSE	12,000.00	0.00	472.92	3.94	11,527.08
02-5-01-601 MATERIALS AND SUPPLIES	20,000.00	1,217.38	16,949.90	84.74	3,051.10
02-5-01-605 OFFICE EXPENSE	15,000.00	1,675.00	16,325.00	108.83	1,325.00
02-5-01-607 PUBLISHING ORDINANCES & NOTICE	2,000.00	0.00	0.00	0.00	2,000.00
02-5-01-610 TELEPHONE	3,500.00	102.63	2,284.78	65.28	1,215.22
02-5-01-619 BUILDING EXPENSE	10,000.00	996.40	58,665.33	586.65	48,665.33
02-5-01-620 UTILITIES	26,000.00	2,871.72	22,800.90	87.70	3,199.10
02-5-01-625 RENT	500.00	0.00	0.00	0.00	500.00
02-5-01-626 A & P EXPENSES	30,000.00	0.00	6,341.01	21.14	23,658.99
02-5-01-630 INSURANCE	34,000.00	0.00	0.00	0.00	34,000.00
02-5-01-640 DUES, MBRSHPS & SUBSCRIPTIONS	3,500.00	122.13	2,344.62	66.99	1,155.38
02-5-01-644 LEGAL EXPENSES	20,000.00	0.00	2,685.00	13.43	17,315.00
02-5-01-645 ADV, PROMOTIONS & DONATIONS	6,000.00	0.00	2,975.96	49.60	3,024.04
02-5-01-647 LICENSES	250.00	0.00	200.00	80.00	50.00
02-5-01-648 IMMUNIZATIONS & PHYSICALS	0.00	0.00	45.00	0.00	45.00
02-5-01-650 REPAIRS & MAINTENANCE - VEH &	0.00	0.00	10.08	0.00	10.08
02-5-01-651 OPERATING EXPENSES - VEHICLES	1,200.00	16.19	15,614.97	1,301.25	14,414.97
02-5-01-700 EQUIPMENT PURCHASES	0.00	0.00	46,700.00	0.00	46,700.00
02-5-01-749 HEADSTART BLDG EXP	0.00	0.00	165.00	0.00	165.00
02-5-01-750 ROSENWALD BLDG EXPENSE	7,500.00	66.00	3,886.20	51.82	3,613.80
02-5-01-751 SR. CITIZEN BLDG EXPENSE	5,000.00	41.80	548.90	10.98	4,451.10
02-5-01-752 SCOUT HUT EXPENSE	5,000.00	0.00	0.00	0.00	5,000.00
02-5-01-753 COSTON BLDG EXP	30,000.00	0.00	45.39	0.15	29,954.61
02-5-01-801 PLANNING COMMISSION EXPENSE	200.00	0.00	0.00	0.00	200.00
02-5-01-860 CONSULTING SERVICES	87,500.00	0.00	42,355.00	48.41	45,145.00
02-5-01-861 INDUSTRIAL INCENTIVES	0.00	0.00	6,000.00	0.00	6,000.00
02-5-01-886 INTEREST EXPENSE	0.00	0.00	74.41	0.00	74.41
02-5-01-898 ABANDONED/CONDEMNED PROP EXP	0.00	100.00	18,065.00	0.00	18,065.00
02-5-01-899 MISCELLANEOUS	0.00	0.00	14.18	0.00	14.18
TOTAL ADMINISTRATION	607,950.00	23,499.82	417,935.22	68.74	190,014.78
POLICE DEPT					
02-5-02-400 SALARIES	1,596,500.00	111,210.77	1,135,559.45	71.13	460,940.55
02-5-02-414 SALARIES-GRANT/OPD	60,000.00	0.00	9,000.00	15.00	51,000.00
02-5-02-426 AUXILIARY POLICE	2,000.00	0.00	495.00	24.75	1,505.00
02-5-02-502 PAYROLL TAX	127,720.00	8,306.39	84,448.96	66.12	43,271.04
02-5-02-503 GROUP INSURANCE	135,000.00	1,345.71	60,339.11	44.70	74,660.89
02-5-02-504 PENSION EXPENSE	244,541.00	15.99	127,985.31	52.34	116,555.69
02-5-02-510 TRAVEL & TRAINING EXPENSE	15,000.00	714.84	3,868.82	25.79	11,131.18
02-5-02-515 SAFETY SUPPLIES	0.00	77.00	2,365.91	0.00	2,365.91
02-5-02-550 EMPLOYEE RELATIONS	0.00	156.96	156.96	0.00	156.96
02-5-02-580 UNIFORM EXPENSE	12,000.00	2,082.13	7,499.79	62.50	4,500.21

CITY OF OSCEOLA
REVENUE & EXPENSE REPORT (UNAUDITED)
AS OF: SEPTEMBER 30TH, 2021

02 -CITY GENERAL FUND

75.00% OF FISCAL YEAR

DEPARTMENTAL EXPENDITURES	CURRENT BUDGET	CURRENT PERIOD	YEAR TO DATE ACTUAL	% OF BUDGET	BUDGET BALANCE
02-5-02-581 UNIFORM LAUNDRY	2,500.00	0.00	896.86	35.87	1,603.14
02-5-02-601 MATERIALS AND SUPPLIES	30,000.00	10,740.39	54,353.68	181.18 (24,353.68)
02-5-02-610 TELEPHONE	35,000.00	1,431.31	16,167.63	46.19	18,832.37
02-5-02-619 BUILDING EXPENSE	2,000.00	110.00	971.07	48.55	1,028.93
02-5-02-620 UTILITIES	9,200.00	407.20	6,962.63	75.68	2,237.37
02-5-02-630 INSURANCE	50,000.00	0.00	0.00	0.00	50,000.00
02-5-02-640 DUES, MBRSHPS & SUBSCRIPTIONS	27,500.00	237.75	37,509.46	136.40 (10,009.46)
02-5-02-648 IMMUNIZATIONS & PHYSICALS	2,500.00	1,432.00	5,613.95	224.56 (3,113.95)
02-5-02-650 REPAIRS & MAINTENANCE - VEH &	10,000.00	2,758.97	15,763.69	157.64 (5,763.69)
02-5-02-651 OPERATING EXPENSES - VEHICLES	55,000.00	6,523.88	42,995.72	78.17	12,004.28
02-5-02-700 EQUIPMENT PURCHASES	49,400.00	0.00	13,426.06	27.18	35,973.94
TOTAL POLICE DEPT	2,345,861.00	144,859.87	1,608,380.06	68.56	137,480.94
<u>FIRE DEPT</u>					
02-5-03-400 SALARIES	845,000.00	59,215.78	614,195.39	72.69	230,804.61
02-5-03-427 FIRE SCRIPT-REDEEMED	8,000.00	2,070.50	7,394.50	92.43	605.50
02-5-03-502 PAYROLL TAX	16,900.00	1,328.01	12,866.19	76.13	4,033.81
02-5-03-503 GROUP INSURANCE	72,000.00 (682.57)	45,224.35	62.81	26,775.65
02-5-03-504 PENSION EXPENSE	128,000.00	64.90	108,606.17	84.85	19,393.83
02-5-03-510 TRAVEL & TRAINING EXPENSE	2,500.00	1,502.41	2,327.09	93.08	172.91
02-5-03-515 SAFETY SUPPLIES	1,000.00	0.00	0.00	0.00	1,000.00
02-5-03-580 UNIFORM EXPENSE	6,750.00	385.91	4,416.72	65.43	2,333.28
02-5-03-601 MATERIALS AND SUPPLIES	12,000.00	12.44	19,542.36	162.85 (7,542.36)
02-5-03-610 TELEPHONE	20,000.00	283.07	6,203.05	31.02	13,796.95
02-5-03-619 BUILDING EXPENSE	5,000.00	273.27	4,702.08	94.04	297.92
02-5-03-620 UTILITIES	8,500.00	753.01	11,259.12	132.46 (2,759.12)
02-5-03-630 INSURANCE	50,000.00	0.00	8.92	0.02	49,991.08
02-5-03-640 DUES, MBRSHPS & SUBSCRIPTIONS	400.00	0.00	29.00	7.25	371.00
02-5-03-648 IMMUNIZATIONS & PHYSICALS	1,000.00	228.00	2,270.92	227.09 (1,270.92)
02-5-03-650 REPAIRS & MAINTENANCE - VEH &	22,000.00	859.31	15,685.36	71.30	6,314.64
02-5-03-651 OPERATING EXPENSES - VEHICLES	14,000.00	2,333.87	12,162.28	86.87	1,837.72
02-5-03-686 EQUIPMENT RENTAL	22,000.00	148.51	19,216.48	87.35	2,783.52
02-5-03-700 EQUIPMENT PURCHASES	91,000.00	0.00	0.00	0.00	91,000.00
02-5-03-899 MISCELLANEOUS	0.00	0.00	8.12	0.00 (8.12)
TOTAL FIRE DEPT	1,326,050.00	68,776.42	886,118.10	66.82	439,931.90
<u>PARKS & RECREATION DEPT</u>					
02-5-04-400 SALARIES	330,000.00	27,234.00	263,483.18	79.84	66,516.82
02-5-04-455 TEMP SERVICE WAGES	10,000.00	2,340.80	17,479.00	174.79 (7,479.00)
02-5-04-502 PAYROLL TAX	26,400.00	1,972.43	19,080.88	72.28	7,319.12
02-5-04-503 GROUP INSURANCE	30,000.00 (982.19)	16,695.97	55.65	13,304.03
02-5-04-504 PENSION EXPENSE	5,000.00	455.48	4,095.17	81.90	904.83
02-5-04-510 TRAVEL & TRAINING EXPENSE	12,000.00	0.00	0.00	0.00	12,000.00
02-5-04-515 SAFETY SUPPLIES	2,000.00	0.00	2,752.24	137.61 (752.24)
02-5-04-601 MATERIALS AND SUPPLIES	50,000.00	7,299.01	70,228.85	140.46 (20,228.85)
02-5-04-610 TELEPHONE	7,000.00	139.03	2,562.99	36.61	4,437.01
02-5-04-619 BUILDING EXPENSE	20,000.00	655.14	8,698.15	43.49	11,301.85
02-5-04-620 UTILITIES	35,500.00	3,890.31	23,279.91	65.58	12,220.09
02-5-04-630 INSURANCE	15,000.00	0.00	0.00	0.00	15,000.00
02-5-04-640 DUES, MBRSHPS & SUBSCRIPTIONS	1,000.00	0.00	90.00	9.00	910.00

CITY OF OSCEOLA
REVENUE & EXPENSE REPORT (UNAUDITED)
AS OF: SEPTEMBER 30TH, 2021

02 -CITY GENERAL FUND

75.00% OF FISCAL YEAR

DEPARTMENTAL EXPENDITURES	CURRENT BUDGET	CURRENT PERIOD	YEAR TO DATE ACTUAL	% OF BUDGET	BUDGET BALANCE
02-5-04-645 ADV. PROMOTIONS & DONATIONS	2,000.00	0.00	0.00	0.00	2,000.00
02-5-04-647 LICENSES	2,000.00	0.00	25.00	1.25	1,975.00
02-5-04-648 IMMUNIZATIONS & PHYSICALS	500.00	0.00	436.00	87.20	64.00
02-5-04-650 REPAIRS & MAINTENANCE - VEH &	12,000.00	92.12	1,684.82	14.04	10,315.18
02-5-04-651 OPERATING EXPENSES - VEHICLES	5,000.00	1,110.88	10,087.18	201.74 (5,087.18)
02-5-04-686 EQUIPMENT RENTAL	200.00	0.00	0.00	0.00	200.00
02-5-04-700 EQUIPMENT PURCHASES	33,574.00	0.00	11,427.91	34.04	22,146.09
02-5-04-725 ATHLETIC EQUIPMENT	45,000.00	3,479.52	22,605.95	50.24	22,394.05
02-5-04-895 CAPITAL LEASE PAYMENTS	40,000.00	3,893.41	30,380.69	75.95	9,619.31
02-5-04-899 MISCELLANEOUS	0.00	0.00	5.00	0.00 (5.00)
TOTAL PARKS & RECREATION DEPT	684,174.00	51,579.94	505,098.89	73.83	179,075.11
MUNICIPAL COURT					
02-5-05-421 JUDGE'S SALARY	30,000.00	0.00	19,550.00	65.17	10,450.00
02-5-05-422 CLERK'S SALARY	111,638.00	7,230.76	84,122.19	75.35	27,515.81
02-5-05-502 PAYROLL TAX	6,358.00	517.84	6,183.26	97.25	174.74
02-5-05-503 GROUP INSURANCE	5,000.00 (363.14)	6,335.36	126.71 (1,335.36)
02-5-05-504 PENSION EXPENSE	7,000.00	0.00	4,847.55	69.25	2,152.45
02-5-05-510 TRAVEL & TRAINING EXPENSE	500.00	0.00	0.00	0.00	500.00
02-5-05-601 MATERIALS AND SUPPLIES	5,000.00	0.00	1,310.49	26.21	3,689.51
02-5-05-620 UTILITIES	0.00	243.82	459.64	0.00 (459.64)
02-5-05-630 INSURANCE	2,500.00	0.00	0.00	0.00	2,500.00
02-5-05-640 DUES, MBRSHPS & SUBSCRIPTIONS	0.00	0.00	225.00	0.00 (225.00)
02-5-05-648 IMMUNIZATIONS & PHYSICALS	0.00	0.00	32.00	0.00 (32.00)
02-5-05-899 MISCELLANEOUS	(62,500.00) (29,890.34) (46,672.50)	74.68 (15,827.50)
TOTAL MUNICIPAL COURT	105,496.00 (22,261.06)	76,392.99	72.41	29,103.01
JAIL DEPARTMENT					
02-5-11-400 SALARIES	150,000.00	9,091.32	92,311.25	61.54	57,688.75
02-5-11-455 TEMP SERVICE WAGES	50,000.00	0.00	36,913.20	73.83	13,086.80
02-5-11-502 PAYROLL TAX	12,000.00	684.57	6,904.05	57.53	5,095.95
02-5-11-503 GROUP INSURANCE	15,000.00 (64.43)	26,053.17	173.69 (11,053.17)
02-5-11-504 PENSION EXPENSE	1,250.00	153.68	1,629.28	130.34 (379.28)
02-5-11-510 TRAVEL & TRAINING EXPENSE	2,000.00	0.00	0.00	0.00	2,000.00
02-5-11-580 UNIFORM EXPENSE	1,000.00	0.00	0.00	0.00	1,000.00
02-5-11-601 MATERIALS AND SUPPLIES	40,000.00	7,828.01	35,785.07	89.46	4,214.93
02-5-11-619 BUILDING EXPENSE	3,000.00	0.00 (5,041.04)	168.03-	8,041.04
02-5-11-620 UTILITIES	20,800.00	694.60	5,682.58	27.32	15,117.42
02-5-11-630 INSURANCE	200.00	0.00	0.00	0.00	200.00
02-5-11-648 IMMUNIZATIONS & PHYSICALS	1,000.00	184.00	897.00	89.70	103.00
02-5-11-655 JAIL MAINTENANCE FUND	25,000.00	1,791.19	15,793.35	63.17	9,206.65
02-5-11-659 INMATE MEDICAL	250.00	0.00	1,432.13	572.85 (1,182.13)
TOTAL JAIL DEPARTMENT	321,500.00	20,362.94	218,360.04	67.92	103,139.96
CODE ENFORCEMENT					
02-5-17-400 SALARIES	85,000.00	7,772.60	65,041.53	76.52	19,958.47
02-5-17-455 TEMP SERVICE WAGES	10,280.00	2,000.00	2,000.00	19.46	8,280.00
02-5-17-502 PAYROLL TAX	6,800.00	735.94	5,016.82	73.78	1,783.18
02-5-17-503 GROUP INSURANCE	5,000.00 (156.21)	4,611.47	92.23	388.53
02-5-17-510 TRAVEL & TRAINING EXPENSE	5,000.00	0.00	300.00	6.00	4,700.00

CITY OF OSCEOLA
REVENUE & EXPENSE REPORT (UNAUDITED)
AS OF: SEPTEMBER 30TH, 2021

02 -CITY GENERAL FUND

75.00% OF FISCAL YEAR

DEPARTMENTAL EXPENDITURES	CURRENT BUDGET	CURRENT PERIOD	YEAR TO DATE ACTUAL	% OF BUDGET	BUDGET BALANCE
02-5-17-601 MATERIALS AND SUPPLIES	5,000.00	218.62	3,052.39	61.05	1,947.61
02-5-17-647 LICENSES	0.00	0.00	3,500.00	0.00 (3,500.00)
02-5-17-650 REPAIRS & MAINTENANCE - VEH &	0.00	529.62	529.62	0.00 (529.62)
02-5-17-651 OPERATING EXPENSES- VEHICLES	10,000.00	401.18	4,664.91	46.65	5,335.09
02-5-17-899 MISCELLANEOUS	0.00	1,800.00	1,804.80	0.00 (1,804.80)
TOTAL CODE ENFORCEMENT	127,030.00	13,301.75	90,521.54	71.23	36,558.46
<u>GOLF COURSE FUND</u>					
02-5-18-400 SALARIES	90,000.00	7,737.26	66,960.71	74.40	23,039.29
02-5-18-455 TEMP SERVICE WAGES	25,000.00	4,158.00	20,320.30	81.28	4,679.70
02-5-18-502 PAYROLL TAX	7,200.00	579.06	5,000.57	69.45	2,199.43
02-5-18-503 GROUP INSURANCE	15,000.00 (114.00)	5,250.34	35.00	9,749.66
02-5-18-504 PENSION EXPENSE	3,270.00	285.20	2,563.66	78.40	706.34
02-5-18-515 SAFETY SUPPLIES	3,500.00	445.56	554.72	15.85	2,945.28
02-5-18-601 MATERIALS AND SUPPLIES	25,000.00	1,221.50	28,283.40	113.13 (3,283.40)
02-5-18-610 TELEPHONE	5,000.00	85.64	2,528.96	50.58	2,471.04
02-5-18-619 BUILDING EXPENSE	0.00	71.50	3,948.29	0.00 (3,948.29)
02-5-18-620 UTILITIES	5,700.00	555.44	4,172.35	73.20	1,527.65
02-5-18-630 INSURANCE	6,000.00	0.00	0.00	0.00	6,000.00
02-5-18-650 REPAIRS & MAINTENANCE - VEH &	15,000.00	372.93	18,221.06	121.47 (3,221.06)
02-5-18-651 OPERATING EXPENSES - VEHICLES	3,000.00	16.19	3,668.70	122.29 (668.70)
02-5-18-686 EQUIPMENT RENTAL	500.00	110.00	330.00	66.00	170.00
02-5-18-700 EQUIPMENT PURCHASES	14,000.00	0.00	0.00	0.00	14,000.00
02-5-18-895 CAPITAL LEASE PAYMENTS	12,500.00	730.26	13,698.53	109.59 (1,198.53)
TOTAL GOLF COURSE FUND	230,670.00	16,254.54	175,501.59	76.08	55,168.41
<u>HUMANE SHELTER FUND</u>					
02-5-19-400 SALARIES	75,000.00	4,294.22	46,736.34	62.32	28,263.66
02-5-19-455 TEMP SERVICE WAGES	15,000.00	2,014.32	12,334.18	82.23	2,665.82
02-5-19-502 PAYROLL TAX	6,000.00	322.11	3,514.45	58.57	2,485.55
02-5-19-503 GROUP INSURANCE	6,000.00 (45.24)	2,689.12	44.82	3,310.88
02-5-19-504 PENSION EXPENSE	1,250.00	99.46	893.70	71.50	356.30
02-5-19-510 TRAVEL & TRAINING EXPENSE	250.00	0.00	0.00	0.00	250.00
02-5-19-515 SAFETY SUPPLIES	200.00	0.00	3,099.82	1,549.91 (2,899.82)
02-5-19-580 UNIFORM EXPENSE	500.00	0.00	0.00	0.00	500.00
02-5-19-601 MATERIALS AND SUPPLIES	20,000.00	495.89	14,597.99	72.99	5,402.01
02-5-19-610 TELEPHONE	9,800.00	106.78	2,299.54	23.46	7,500.46
02-5-19-611 VET BILLS	7,500.00	973.00	3,615.00	48.20	3,885.00
02-5-19-619 BUILDING EXPENSE	2,500.00	200.00	1,042.03	41.68	1,457.97
02-5-19-620 UTILITIES	3,600.00	279.99	2,514.87	69.86	1,085.13
02-5-19-630 INSURANCE	1,500.00	0.00	0.00	0.00	1,500.00
02-5-19-648 IMMUNIZATIONS & PHYSICALS	250.00	665.50	774.50	309.80 (524.50)
02-5-19-650 REPAIRS & MAINTENANCE - VEH &	1,500.00	0.00	1,061.19	70.75	438.81
02-5-19-651 OPERATING EXPENSES - VEHICLES	3,000.00	266.89	1,629.25	54.31	1,370.75
02-5-19-700 EQUIPMENT PURCHASES	8,500.00	0.00	0.00	0.00	8,500.00
TOTAL HUMANE SHELTER FUND	162,350.00	9,672.92	96,801.98	59.63	65,548.02
<u>TOTAL EXPENDITURES</u>	<u>5,911,131.00</u>	<u>326,047.14</u>	<u>4,075,110.41</u>	<u>68.94</u>	<u>1,836,020.59</u>
REVENUES OVER/(UNDER) EXPENDITURES	(1,667,298.00)	996,893.37	913,642.25	(2,580,940.25)	

CITY OF OSCEOLA
BALANCE SHEET
AS OF: SEPTEMBER 30TH, 2021

03 -STREET FUND

ACCOUNT #	ACCOUNT DESCRIPTION	BALANCE	
ASSETS			
=====			
03-106	FMDEA-STREET FUND(9910)	136.70	
03-115	BANCORP-STREET FUND(0449)	237,125.81	
03-130	DUE TO/FROM OTHER FUNDS	(362,651.31)	
		(125,388.80)	
TOTAL ASSETS			(125,388.80)
=====			
LIABILITIES			
=====			
03-201	ACCOUNTS PAYABLE	15,283.65	
03-236	ACCRUED WAGES	20,261.67	
TOTAL LIABILITIES			35,545.32
EQUITY			
=====			
03-291	BEGINNING FUND BALANCE	(89,539.64)	
TOTAL BEGINNING EQUITY		(89,539.64)	
TOTAL REVENUE		486,819.01	
TOTAL EXPENSES		558,213.49	
TOTAL REVENUE OVER/(UNDER) EXPENSES		(71,394.48)	
TOTAL EQUITY & REV. OVER/(UNDER) EXP.		(160,934.12)	
TOTAL LIABILITIES, EQUITY & REV.OVER/(UNDER) EXP.			(125,388.80)
=====			

CITY OF OSCEOLA
REVENUE & EXPENSE REPORT (UNAUDITED)
AS OF: SEPTEMBER 30TH, 2021

03 -STREET FUND
FINANCIAL SUMMARY

75.00% OF FISCAL YEAR

	CURRENT BUDGET	CURRENT PERIOD	YEAR TO DATE ACTUAL	% OF BUDGET	BUDGET BALANCE
<u>REVENUE SUMMARY</u>					
STREET DEPT	<u>550,040.00</u>	<u>55,413.49</u>	<u>486,819.01</u>	<u>88.51</u>	<u>63,220.99</u>
TOTAL REVENUES	<u>550,040.00</u>	<u>55,413.49</u>	<u>486,819.01</u>	<u>88.51</u>	<u>63,220.99</u>
<u>EXPENDITURE SUMMARY</u>					
STREET DEPT	<u>986,450.00</u>	<u>64,610.06</u>	<u>558,213.49</u>	<u>56.59</u>	<u>428,236.51</u>
TOTAL EXPENDITURES	<u>986,450.00</u>	<u>64,610.06</u>	<u>558,213.49</u>	<u>56.59</u>	<u>428,236.51</u>
REVENUES OVER/ (UNDER) EXPENDITURES	(436,410.00)	(9,196.57)	(71,394.48)		(365,015.52)

CITY OF OSCEOLA
REVENUE & EXPENSE REPORT (UNAUDITED)
AS OF: SEPTEMBER 30TH, 2021

03 -STREET FUND

75.00% OF FISCAL YEAR

REVENUES	CURRENT BUDGET	CURRENT PERIOD	YEAR TO DATE ACTUAL	% OF BUDGET	BUDGET BALANCE
<hr/>					
STREET DEPT					
03-4-06-314 GENERAL REVENUE (STATE OF ARK)	0.00	0.00	33,339.45	0.00 (33,339.45)
03-4-06-322 DEBRIS REMOVAL	0.00	620.00	1,066.09	0.00 (1,066.09)
03-4-06-386 STREET REVENUE TURNBACK	550,000.00	54,784.14	450,414.88	81.89	99,585.12
03-4-06-390 INTEREST INCOME	40.00	9.35	63.14	157.85 (23.14)
03-4-06-395 MISCELLANEOUS	0.00	0.00	1,935.45	0.00 (1,935.45)
TOTAL STREET DEPT	550,040.00	55,413.49	486,819.01	88.51	63,220.99
<hr/>					
TOTAL REVENUES	550,040.00	55,413.49	486,819.01	88.51	63,220.99
	=====	-----	=====	=====	-----

CITY OF OSCEOLA
REVENUE & EXPENSE REPORT (UNAUDITED)
AS OF: SEPTEMBER 30TH, 2021

03 -STREET FUND

75.00% OF FISCAL YEAR

DEPARTMENTAL EXPENDITURES	CURRENT BUDGET	CURRENT PERIOD	YEAR TO DATE ACTUAL	% OF BUDGET	BUDGET BALANCE
<u>STREET DEPT</u>					
03-5-06-441 WAGES-STREET EMPLOYEES	440,000.00	23,823.21	259,355.75	58.94	180,644.25
03-5-06-455 TEMP SERVICES WAGES	50,000.00	18,657.10	61,017.26	122.03 (11,017.26)
03-5-06-502 PAYROLL TAX	35,200.00	1,758.71	19,152.98	54.41	16,047.02
03-5-06-503 GROUP INSURANCE	60,000.00 (412.22)	25,312.06	42.19	34,687.94
03-5-06-504 PENSION EXPENSE	9,400.00	563.73	6,035.07	64.20	3,364.93
03-5-06-510 TRAVEL & TRAINING EXPENSE	2,000.00	0.00	0.00	0.00	2,000.00
03-5-06-515 SAFETY SUPPLIES	2,500.00	514.71	4,488.90	179.56 (1,988.90)
03-5-06-580 UNIFORM EXPENSE	3,200.00	1,649.92	6,378.86	199.34 (3,178.86)
03-5-06-601 MATERIALS AND SUPPLIES	20,000.00	822.26	13,194.94	65.97	6,805.06
03-5-06-610 TELEPHONE	7,000.00	53.39	1,694.91	24.21	5,305.09
03-5-06-619 BUILDING EXPENSE	10,000.00	213.95	3,022.70	30.23	6,977.30
03-5-06-620 UTILITIES	2,900.00	325.96	3,627.89	125.10 (727.89)
03-5-06-630 INSURANCE	30,000.00	0.00	0.00	0.00	30,000.00
03-5-06-640 DUES, MBRSHPS & SUBSCRIPTIONS	250.00	0.00	0.00	0.00	250.00
03-5-06-648 IMMUNIZATIONS & PHYSICALS	1,000.00	0.00	699.00	69.90	301.00
03-5-06-650 REPAIRS & MAINTENANCE - VEN &	50,000.00	2,598.77	29,421.14	58.84	20,578.86
03-5-06-651 OPERATING EXPENSES - VEHICLES	40,000.00	7,904.33	59,691.25	149.23 (19,691.25)
03-5-06-686 EQUIPMENT RENTAL	0.00	59.96	414.76	0.00 (414.76)
03-5-06-700 EQUIPMENT PURCHASES	20,000.00	0.00	19,100.00	95.50	900.00
03-5-06-750 ASPHALT	82,500.00	270.86	870.86	1.06	81,629.14
03-5-06-751 GRAVEL	1,000.00	0.00	1,857.43	185.74 (857.43)
03-5-06-752 CULVERTS & DRAINS, ETC.	1,500.00	0.00	0.00	0.00	1,500.00
03-5-06-753 STREET-REPAIR CONTRACT	0.00	3,063.29	6,688.48	0.00 (6,688.48)
03-5-06-755 STREET PAINTING	500.00	0.00	0.00	0.00	500.00
03-5-06-756 SIGNS	2,500.00	0.00	829.18	33.17	1,670.82
03-5-06-840 DUMPING-DISPOSAL	60,000.00	2,627.94	35,082.94	58.47	24,917.06
03-5-06-895 CAPITAL LEASE PAYMENTS	45,000.00	114.19	174.15	0.39	44,825.85
03-5-06-899 MISCELLANEOUS	10,000.00	0.00	102.98	1.03	9,897.02
TOTAL STREET DEPT	986,450.00	64,610.06	558,213.49	56.59	428,236.51
<hr/>					
TOTAL EXPENDITURES	986,450.00	64,610.06	558,213.49	56.59	428,236.51
<hr/>					
REVENUES OVER/(UNDER) EXPENDITURES	(436,410.00) (9,196.57) (71,394.48)	(365,015.52)

04 -SANITATION FUND

ACCOUNT #	ACCOUNT DESCRIPTION	BALANCE	
ASSETS			
04-106	FNBEA-SANITATION FUND(9929)	2,321.92	
04-107	FNBEA SANITATION	4,987.95	
04-114	PREPAID INSURANCE	1,016.00	
04-115	BANCORP-SANITATION FUND(9951)	60,482.41	
04-130	DUE TO/FROM OTHER FUNDS	(155,585.37)	
04-185	TOOLS AND EQUIPMENT	2,308,496.28	
04-188	LAND PLANT SITE	47,257.70	
04-189	AUTO & TRUCKS	76,896.68	
04-193	WASTE TO ENERGY FACILITY	1,444,544.38	
04-194	RESERVE FOR DEPR WASTE FACILIT	(2,351,981.27)	
		<u>1,438,436.68</u>	
TOTAL ASSETS			1,438,436.68
LIABILITIES			
04-201	ACCOUNTS PAYABLE	20,783.26	
04-232	COMPENSATED ABSENCES	8,923.70	
04-236	ACCRUED WAGES	15,529.27	
04-241	ACCRUED INTEREST PAYABLE	841.75	
04-263	N/P BCS COMM L GARBAGE TRUCK	158,745.32	
04-267	N/P BCS KNUCKLEBOOM TRUCK	78,690.01	
04-269	N/P BCS COMM L ROLL-OFF	75,017.97	
04-270	N/P BCS RESIDNTL GARBAGE TRUCK	133,531.92	
04-272	N/P BCS JOHN DEERE BACKHOE	823.19	
	TOTAL LIABILITIES	<u>492,885.89</u>	
EQUITY			
04-290	RETAINED EARNINGS	<u>1,045,240.62</u>	
	TOTAL BEGINNING EQUITY	<u>1,045,240.62</u>	
TOTAL REVENUE		716,099.34	
TOTAL EXPENSES		815,789.17	
TOTAL REVENUE OVER/(UNDER) EXPENSES		(99,689.83)	
TOTAL EQUITY & REV. OVER/(UNDER) EXP.		<u>945,550.79</u>	
TOTAL LIABILITIES, EQUITY & REV.OVER/(UNDER) EXP.			<u>1,438,436.68</u>

CITY OF OSCEOLA
REVENUE & EXPENSE REPORT (UNAUDITED)
AS OF: SEPTEMBER 30TH, 2021

04 -SANITATION FUND
FINANCIAL SUMMARY

75.00% OF FISCAL YEAR

	CURRENT BUDGET	CURRENT PERIOD	YEAR TO DATE ACTUAL	% OF BUDGET	BUDGET BALANCE
<u>REVENUE SUMMARY</u>					
SANITATION	850,050.00	70,148.69	632,545.29	74.41	217,504.71
PEST CONTROL FUND	108,000.00	9,363.00	83,554.05	77.36	24,445.95
TOTAL REVENUES	958,050.00	79,511.69	716,099.34	74.75	241,950.66
<u>EXPENDITURE SUMMARY</u>					
SANITATION	943,200.00	73,502.85	744,281.68	78.91	198,918.32
COMPOSTING DEPT	5,500.00	0.00	501.90	9.13	4,998.10
PEST CONTROL FUND	85,500.00	7,875.45	71,005.59	83.05	14,494.41
TOTAL EXPENDITURES	1,034,200.00	81,378.30	815,789.17	78.88	218,410.83
REVENUES OVER/(UNDER) EXPENDITURES	(76,150.00)	(1,866.61)	(99,689.83)		23,539.83

CITY OF OSCEOLA
REVENUE & EXPENSE REPORT (UNAUDITED)
AS OF: SEPTEMBER 30TH, 2021

04 -SANITATION FUND

75.00% OF FISCAL YEAR

REVENUES	CURRENT BUDGET	CURRENT PERIOD	YEAR TO DATE ACTUAL	% OF BUDGET	BUDGET BALANCE
<u>SANITATION</u>					
04-4-07-300 SALES	850,000.00	70,145.63	630,649.77	74.19	219,350.23
04-4-07-390 INTEREST INCOME	50.00	3.06	14.52	29.04	35.48
04-4-07-395 MISCELLANEOUS	0.00	0.00	1,881.00	0.00	(1,881.00)
TOTAL SANITATION	850,050.00	70,148.69	632,545.29	74.41	217,504.71
<u>COMPOSTING DEPT</u>					
<u>PEST CONTROL FUND</u>					
04-4-20-300 SALES	108,000.00	9,363.00	83,554.05	77.36	24,445.95
TOTAL PEST CONTROL FUND	108,000.00	9,363.00	83,554.05	77.36	24,445.95
<u>TOTAL REVENUES</u>					
	958,050.00	79,511.69	716,099.34	74.75	241,950.66
	=====	=====	=====	=====	=====

CITY OF OSCEOLA
REVENUE & EXPENSE REPORT (UNAUDITED)
AS OF: SEPTEMBER 30TH, 2021

04 -SANITATION FUND

75.00% OF FISCAL YEAR

DEPARTMENTAL EXPENDITURES	CURRENT BUDGET	CURRENT PERIOD	YEAR TO DATE ACTUAL	% OF BUDGET	BUDGET BALANCE
<u>SANITATION</u>					
04-5-07-451 WAGES-GARBAGE COLLECTIONS	290,000.00	21,477.23	211,113.90	72.80	78,886.10
04-5-07-455 TEMP SERVICE WAGES	45,000.00	6,106.10	65,058.26	144.57 (20,058.26)
04-5-07-502 PAYROLL TAX	23,200.00	1,577.96	15,532.58	66.95	7,667.42
04-5-07-503 GROUP INSURANCE	35,000.00 (580.03)	17,525.42	50.07	17,474.58
04-5-07-504 PENSION EXPENSE	10,500.00	836.77	7,560.91	72.01	2,939.09
04-5-07-510 TRAVEL & TRAINING EXPENSE	750.00	0.00	500.00	66.67	250.00
04-5-07-515 SAFETY SUPPLIES	5,000.00	514.63	4,869.34	97.39	130.66
04-5-07-580 UNIFORM EXPENSE	5,000.00	157.23	4,407.41	88.05	597.59
04-5-07-601 MATERIALS AND SUPPLIES	31,000.00	388.40	18,208.24	58.74	12,791.76
04-5-07-610 TELEPHONE	4,500.00	38.73	1,551.76	34.48	2,948.24
04-5-07-619 BUILDING EXPENSE	4,000.00	195.25	2,968.77	74.22	1,031.23
04-5-07-620 UTILITIES	2,500.00	113.15	1,068.85	42.75	1,431.15
04-5-07-630 INSURANCE	22,500.00	0.00	0.00	0.00	22,500.00
04-5-07-642 GARBAGE BAGS	20,000.00	0.00	15,382.24	76.91	4,617.76
04-5-07-647 LICENSES	1,000.00	0.00	691.84	69.18	308.16
04-5-07-648 IMMUNIZATIONS & PHYSICALS	250.00	135.00	575.00	230.00 (325.00)
04-5-07-650 REPAIRS & MAINTENANCE - VEH &	20,000.00	3,737.36	5,623.87	28.12	14,376.13
04-5-07-651 OPERATING EXPENSES - VEHICLES	35,000.00	3,880.00	36,159.98	103.31 (1,159.98)
04-5-07-686 EQUIPMENT RENTAL	0.00	59.95	414.70	0.00 (414.70)
04-5-07-764 DEPRECIATION EXPENSE	198,000.00	16,500.00	148,500.00	75.00	49,500.00
04-5-07-840 DUMPING-DISPOSAL	175,000.00	16,188.41	168,053.03	96.03	6,946.97
04-5-07-886 INTEREST EXPENSE	15,000.00	2,176.71	18,460.63	123.07 (3,460.63)
04-5-07-895 CAPITAL LEASE PAYMENTS	0.00	0.00	59.95	0.00 (59.95)
TOTAL SANITATION	943,200.00	73,502.85	744,281.68	78.91	198,918.32
<u>COMPOSTING DEPT</u>					
04-5-10-601 MATERIALS AND SUPPLIES	250.00	0.00	65.99	26.40	184.01
04-5-10-650 REPAIRS & MAINTENANCE - VEH &	5,000.00	0.00	0.00	0.00	5,000.00
04-5-10-651 OPERATING EXPENSES - VEHICLES	250.00	0.00	435.91	174.36 (185.91)
TOTAL COMPOSTING DEPT	5,500.00	0.00	501.90	9.13	4,998.10
<u>PEST CONTROL FUND</u>					
04-5-20-601 MATERIALS AND SUPPLIES	500.00	0.00	0.00	0.00	500.00
04-5-20-602 CHEMICALS AND SUPPLIES	85,000.00	7,875.45	70,879.10	83.39	14,120.90
04-5-20-619 BUILDING EXPENSE	0.00	0.00	126.49	0.00 (126.49)
TOTAL PEST CONTROL FUND	85,500.00	7,875.45	71,005.59	83.05	14,494.41
<u>TOTAL EXPENDITURES</u>					
	1,034,200.00	81,378.30	815,789.17	78.88	218,410.83
<u>REVENUES OVER/(UNDER) EXPENDITURES</u>					
	(76,150.00) (1,866.61) (99,689.83)		23,539.83

05 -AIRPORT FUND

ACCOUNT #	ACCOUNT DESCRIPTION	BALANCE	
ASSETS			
=====			
05-101	REGIONS-AIRPORT OPERATING(680)	6,788.92	
05-105	BANCORP-AIRPORT GRANT(6248)	66,959.39	
05-130	DUE TO/FROM OTHER FUNDS	(24,075.26)	
			49,673.05
TOTAL ASSETS			49,673.05

LIABILITIES			
=====			
EQUITY			

05-291	BEGINNING FUND BALANCE	62,658.59	
	TOTAL BEGINNING EQUITY	62,658.59	
TOTAL REVENUE		494,743.12	
TOTAL EXPENSES		507,728.66	
TOTAL REVENUE OVER/(UNDER) EXPENSES		(12,985.54)	
TOTAL EQUITY & REV. OVER/(UNDER) EXP.			49,673.05
TOTAL LIABILITIES, EQUITY & REV.OVER/(UNDER) EXP.			49,673.05

CITY OF OSCEOLA
REVENUE & EXPENSE REPORT (UNAUDITED)
AS OF: SEPTEMBER 30TH, 2021

05 -AIRPORT FUND
FINANCIAL SUMMARY

75.00% OF FISCAL YEAR

	CURRENT BUDGET	CURRENT PERIOD	YEAR TO DATE ACTUAL	% OF BUDGET	BUDGET BALANCE
<u>REVENUE SUMMARY</u>					
AIRPORT	0.00	3.58	494,743.12	0.00	(494,743.12)
TOTAL REVENUES	0.00	3.58	494,743.12	0.00	(494,743.12)
<u>EXPENDITURE SUMMARY</u>					
AIRPORT	11,000.00	43,282.62	507,728.66	4,615.72	(496,728.66)
TOTAL EXPENDITURES	11,000.00	43,282.62	507,728.66	4,615.72	(496,728.66)
REVENUES OVER/(UNDER) EXPENDITURES	(11,000.00)	(43,279.04)	(12,985.54)		1,985.54

CITY OF OSCEOLA
REVENUE & EXPENSE REPORT (UNAUDITED)
AS OF: SEPTEMBER 30TH, 2021

05 -AIRPORT FUND

75.00% OF FISCAL YEAR

REVENUES	CURRENT BUDGET	CURRENT PERIOD	YEAR TO DATE ACTUAL	% OF BUDGET	BUDGET BALANCE
<u>AIRPORT</u>					
05-4-09-390 INTEREST INCOME	0.00	3.58	21.52	0.00 (21.52)
05-4-09-391 RENTAL INCOME	0.00	0.00	1,000.00	0.00 (1,000.00)
05-4-09-395 MISCELLANEOUS	0.00	0.00	1,652.60	0.00 (1,652.60)
05-4-09-396 GRANT INCOME	0.00	0.00	492,069.00	0.00 (492,069.00)
TOTAL AIRPORT	0.00	3.58	494,743.12	0.00 (494,743.12)
<u>TOTAL REVENUES</u>					
	0.00	3.58	494,743.12	0.00 (494,743.12)

CITY OF OSCEOLA
REVENUE & EXPENSE REPORT (UNAUDITED)
AS OF: SEPTEMBER 30TH, 2021

05 -AIRPORT FUND

75.00% OF FISCAL YEAR

DEPARTMENTAL EXPENDITURES	CURRENT BUDGET	CURRENT PERIOD	YEAR TO DATE ACTUAL	% OF BUDGET	BUDGET BALANCE
<u>AIRPORT</u>					
05-5-09-503 GROUP INSURANCE	0.00	0.00	11.72	0.00 {	11.72}
05-5-09-601 MATERIALS AND SUPPLIES	0.00	38.35	720.29	0.00 {	720.29}
05-5-09-619 BUILDING EXPENSE	10,500.00	43,043.20	505,725.78	4,816.44 {	495,225.78}
05-5-09-620 UTILITIES	500.00	201.07	1,270.87	254.17 {	770.87}
TOTAL AIRPORT	11,000.00	43,282.62	507,728.66	4,615.72 {	496,728.66}
<hr/>					
TOTAL EXPENDITURES	11,000.00	43,282.62	507,728.66	4,615.72 {	496,728.66}
<hr/>					
REVENUES OVER/(UNDER) EXPENDITURES	(11,000.00) {	43,279.04) {	12,985.54}		1,985.54

DEPARTMENT	FUND	VENDOR NAME	DESCRIPTION	AMOUNT
NON-DEPARTMENTAL	OSCEOLA LIGHT & PO ACSC		CS# 087919999/066481613	558.80
			CS# 087919999/066481613	488.00
			CS#577649658/377659089	180.00
			CS#377659089	180.00
			COLLINS #008126025	193.00
			COLLINS #008126025	193.00
			CS#022394788	180.00
			CS#022394788	180.00
		OMLP	OMLP	800,000.00
		DEPT OF FINANCE	STATE W/H	2,169.57
			STATE W/H	2,229.11
		OMLP PAYROLL	OMLP PY 09/09/21 BCS	4,933.36
			OMLP PY 09/09/2021 REG DD	36,799.54
			OMLP PY 09/23/2021 BCS	5,042.13
			OMLP PY REG DD 09/23/2021	37,240.15
		MISCELLANEOUS V FORD, BOBBY	03-11800-02	59.61
		TECHLINE LTD	CUST#9006/ORDER#7048867-00	3,339.60
			CUST.#9006/ORDER#7050352-0	1,039.51
			CUST#9006/INV#7048867-01	1,775.40
		CARINA TECHNOLOGY INC	INV 4477	38.70
		COMMERCIAL COLLECTIONS	GARNISH T BAKER	125.16
			GARNISH T BAKER	125.16
		PROFESSIONAL CREDIT	NO.470CV-2013-172 L COLLIN	9.13
			NO.470CV-2013-172 L COLLIN	9.13
		MJMEUC	MJMEUC	706,514.49
		BANCORPSOUTH EQUIP FINANCE	BANCORPSOUTH EQUIP FINANCE	5,050.46
		EFTPS	FEDERAL W/H	5,335.12
			FEDERAL W/H	5,625.24
			FICA W/H	3,580.81
			FICA W/H	3,635.76
			MEDICARE W/H	837.46
			MEDICARE W/H	850.30
		BORDER STATES ELECTRIC SUPPLY	INV 922635719	1,122.00
		MISSISSIPPI COUNTY ELECTRIC CORP, INC.	SERV# 2363800	1,067,850.09
		BANCORP SOUTH	BANCORP SOUTH	200,000.00
		DIVISION OF CHILD SUPPORT ENFORCEMENT	LEONARD #0004305311	190.59
			LEONARD #0004305311	190.59
			TOTAL:	2,897,930.97
ELECTRIC DEPT	OSCEOLA LIGHT & PO	JIM ROSS TIRE SERVICE INC	AUG/INV#096602,	429.00
		BUGMOBILE OF AR INC	BUGMOBILE OF AR INC	41.80
		KENNEBRO HOME	KENNEBRO HOME	42.28
			KENNEBRO HOME	114.39
			KENNEBRO HOME	19.44
			KENNEBRO HOME	9.89
		LEGAL SHIELD	LEGAL SHIELD	1,077.75
		AMERICAN HERITAGE LIFE	AMERICAN HERITAGE LIFE	270.72
			M01A12844035/OCT/10/2021	30.12
		TIFCO INDUSTRIES	ELECTRIC/INV#71682837	322.31
		DENVER'S LEASING INC	INV 20303	148.51
		CITIZENS FIDELITY INS	PAYOR#07-0588716/SEPT 2021	81.73
			PAYOR#07-0588716/SEPT-21	81.73
		RITTER COMMUNICATIONS	ELECTRIC/ACCT#000110097-6	71.94
			ELECTRIC/INV#300775795	71.94
		METLIFE GROUP BENEFITS	OCT-21/KM05592307	137.21
			KM05592307 0002	134.35

DEPARTMENT	FUND	VENDOR NAME	DESCRIPTION	AMOUNT
		O'REILLY AUTO STORES INC	O'REILLY AUTO STORES INC	63.13
			O'REILLY AUTO STORES INC	93.49
			O'REILLY AUTO STORES INC	93.49-
			O'REILLY AUTO STORES INC	151.67
			O'REILLY AUTO STORES INC	11.73
			O'REILLY AUTO STORES INC	8.79
			O'REILLY AUTO STORES INC	26.37
			O'REILLY AUTO STORES INC	245.36
			O'REILLY AUTO STORES INC	241.99
		DELTA DENTAL	OCT-21/ID#1293318/CLIENT#2	559.22
		VERIZON WIRELESS	VERIZON WIRELESS	585.55
		DELTA VISION	OCT/ID#1293520/CLIENT#2536	127.96
		EFTPS	FICA W/H	1,635.46
			FICA W/H	1,625.65
			MEDICARE W/H	382.50
			MEDICARE W/H	380.20
		THE GLASS SHOP	ELECTRIC/TRK#2/ORDER ID#16	291.50
		WEX FLEET UNIVERSAL	INV 73679855	198.00
		BLACK HILLS ENERGY	BLACK HILLS ENERGY	26.60
			ACCT 3160935397	35.34
		YIG ADMINISTRATION	SEPT/2021/INV#30082	74.90
		CINTAS UNIFORM CORP 206	INV#4086455429,	10.50
			INV#4086455429,	71.78
			INV#4087768174	10.50
			INV#4087768174	71.78
			INV#4088423803	10.50
			INV#4088423803	71.78
		VERIZON NETWORK FLEET, INC.	VERIZON NETWORK FLEET, INC	178.09
		RITZ SAFETY	INV 45253	471.65
		PARMAN ENERGY GROUP	PARMAN ENERGY GROUP	3,172.51
		NAPA AUTO PARTS	099257,	122.09
		MISS CO HOSPITAL SYSTEM	MISS CO HOSPITAL SYSTEM	135.00
			MISS CO HOSPITAL SYSTEM	92.00
			MISS CO HOSPITAL SYSTEM	92.00
			TOTAL:	14,317.21
WATER DEPT	OSCEOLA LIGHT & PO	RAZORBACK CONCRETE COMPANIES	WATER/INV#773312	480.70
		FOUNTAIN PLUMBING	FOUNTAIN PLUMBING	38.65
			FOUNTAIN PLUMBING	14.51
			FOUNTAIN PLUMBING	17.81
			FOUNTAIN PLUMBING	23.38
		KENNEMORE HOME	KENNEMORE HOME	11.87
			KENNEMORE HOME	4.39
			KENNEMORE HOME	13.19
		AMERICAN HERITAGE LIFE	M01A12844035/OCT/10/2021	32.32
		BUDDY PANNELL	BUDDY PANNELL	41.01
		METLIFE GROUP BENEFITS	KM05592307 0002	45.14
		USA BLUEBOOK	INV 707819	290.11
		O'REILLY AUTO STORES INC	15.38	15.38
			15.38	42.52
			15.38	109.85
			15.38	11.00-
			15.38	14.28
			15.38	24.70
			15.38	325.42
		DELTA DENTAL	OCT-21/ID#1293318/CLIENT#2	58.08

DEPARTMENT	FUND	VENDOR NAME	DESCRIPTION	AMOUNT
		APF FBO TEMPS PLUS	SEPT-21/INV#5219530	2,032.80
			INV#5222241	1,276.80
		FASTENAL COMPANY	WATER/PO#750226	226.77
			WATER/PO#793665	73.59
			WATER/PO#360455	149.86
			WATER/PO#793667	24.21
		UTILITY SERVICE CO INC	UTILITY SERVICE CO INC	973.37
		VERIZON WIRELESS	VERIZON WIRELESS	53.39
		EETPS	FICA W/H	505.90
			FICA W/H	646.24
			MEDICARE W/H	118.31
			MEDICARE W/H	153.47
		AT&T	AT&T	73.83
		TRI STATE INDUSTRIAL SUPPLY INC.	WATER/INV#11706	71.35
			WATER/INV#11767,	17.51
			WATER/INV#11774	7.81
		WAYPOINT ANALYTICAL	INV 1173234 CUST# 03334	525.00
		BLACK HILLS ENERGY	ACCT 2405111813	26.60
		YIG ADMINISTRATION	SEPT/2021/INV#30082	37.45
		CORE & MAIN	SEWER/INV#P329009,	687.51
			SEWER/INV#P368618	952.71
			SEWER/INV#P131076	184.80
			CORE & MAIN	1,927.64
		CINTAS UNIFORM CORP 206	INV#4086455465	89.42
			INV#4086455465	114.98
			INV#4087768223,	89.42
			INV#4087768223,	114.98
			INV# 4088423814	89.42
			INV# 4088423814	114.98
		VERIZON NETWORK FLEET, INC.	VERIZON NETWORK FLEET, INC	97.14
		BRENNTAG MID-SOUTH, INC.	INV: BMS952154	1,137.68
			INV: BMS957870	3,090.37
		VISA	AR. RURAL/BUDDY	195.00
			AR. RURAL/BRANDON	195.00
		PARMAN ENERGY GROUP	PARMAN ENERGY GROUP	1,969.64
		AT&T	AT&T 831-000-9682 0R9	2,020.10
		NAPA AUTO PARTS	WATER/INV#53-099983/	5.75
		OPTO 22	OPTO 22	598.57
		BOB'S AUTO CENTER, LLC	WATER/INV#1386,	53.85
			WATER/INV# 1392,	49.50
			WATER/INV# 1461	91.29
			TOTAL:	22,466.82
SEWER DEPT	OSCEOLA LIGHT & PO	BUGMOBILE OF AR INC	INV 10898977 ACCT 3469	83.60
		FOUNTAIN PLUMBING	FOUNTAIN PLUMBING	2.19
			FOUNTAIN PLUMBING	16.17
			FOUNTAIN PLUMBING	65.82
		OTTIS RAPER	OTTIS RAPER	85.00
		HENARD UTILITY PRODUCTS	HENARD UTILITY PRODUCTS	417.79
		J.R. STEWART PUMP & EQUIPMENT, INC.	SEWER/INV#35423	905.73
			INV 35444	2,670.07
		AMERICAN HERITAGE LIFE	AMERICAN HERITAGE LIFE	29.84
			M01A12844035/OCT/10/2021	206.48
		BRANDON HAYNES	BRANDON HAYNES	41.84
			BRANDON HAYNES	247.00
			BRANDON HAYNES	49.17

DEPARTMENT	FUND	VENDOR NAME	DESCRIPTION	AMOUNT
		METLIFE GROUP BENEFITS	KM05592307 0002	49.28
		O'REILLY AUTO STORES INC	O'REILLY AUTO STORES INC	67.09
			O'REILLY AUTO STORES INC	4.39
		DELTA DENTAL	OCT-21/ID#1293318/CLIENT#2	217.38
		ENVIRONMENTAL RESOURCE ASSOCIATES	SEWER/INV#985165	866.30
		APF PRO TEMPS PLUS	INV 5212669	672.00
			INV 5212669	672.00
			INV 5212669	206.64
			INV 5212669	688.80
			INV 5212669	688.80
			INV 5214766	688.80
			INV 5214766	206.64
			INV 5214766	688.80
			INV 5214766	672.00
			INV 5214766	672.00
			INV 5217418	619.92
			INV 5217418	309.96
			INV 5217418	688.80
			INV 5217418	413.28
			INV 5217418	672.00
			INV 5217418	672.00
		FASTENAL COMPANY	SEWER/PO#661447	12.98
		VERIZON WIRELESS	VERIZON WIRELESS	164.24
		DELTA VISION	OCT/ID#1293520/CLIENT#2536	46.96
		ENTERGY	ACCT#76716836/INV#25007019	73.55
			ACCT#129885943INV#24000489	38.20
			INV#315005034606	38.92
			INV#85006622564	73.46
		EFTPS	FICA W/H	546.56
			FICA W/H	574.98
			MEDICARE W/H	127.83
			MEDICARE W/H	134.48
		TRI STATE INDUSTRIAL SUPPLY INC.	SEWER/INV#10523-A,	52.94
			SEWER/INV#11643,	9.64
			SEWER/INV#10521-A	46.87
		MISSISSIPPI COUNTY ELECTRIC CORP, INC.	ACCT# 1010951	99.59
		BLACK HILLS ENERGY	ACCT 2995500039	29.88
			ACCT 4671391870	34.25
		YIG ADMINISTRATION	SEPT/2021/INV#30082	37.34
		HELENA AGRI ENTERPRISE	INV 201417093	3,345.00
		VERIZON NETWORK FLEET, INC.	VERIZON NETWORK FLEET, INC	97.14
		VISA	AR. RURAL/BRANDON	700.75
			AR. RURAL/BUDDY	618.31
		TONY GOLDON	TONY GOLDON	25.00
			TOTAL:	22,186.45
ADMINISTRATION	OSCEOLA LIGHT & PO QUILL CORP		INV#18722361,	38.49
			INV#18711778,	87.98
			INV#18431877	18.69
			INV#18935431,	74.24
			18942354	43.18
			18942354	20.94
			18806687	120.67
			,18800410	27.63
			18790188	8.49
			18750946	42.89

DEPARTMENT	FUND	VENLOR NAME	DESCRIPTION	AMOUNT
			18783921	56.09
			18741694	329.42
			INV 19161858	4.31
			INV 19184159	374.47
			QUILL CORP	13.97
			INV 19083244	529.30
			INV 19126603	56.73
			QUILL CORP	13.84
			INV#19390547	269.25
		UNITED PARCEL SERVICE	SEPT/INV#0000E51641371	40.15
		ARKANSAS MUNICIPAL POWER ASSOCIATION	SEPT/MONTHLY CONSULTING	452.46
		THOMAS SPEIGHT & NOBLE	AUG/ID:15115	7,390.90
		CHAMBER OF COMMERCE	CHAMBER OF COMMERCE	7,375.00
		U.S. POSTAL SERVICE	U.S. POSTAL SERVICE	453.69
			U.S. POSTAL SERVICE	480.95
			U.S. POSTAL SERVICE	362.10
		AMERICAN HERITAGE LIFE	AMERICAN HERITAGE LIFE	19.92
			MO1A12844035/OCT/10/2021	47.64
		CITIZENS FIDELITY INS	PAYOR#07-0588716/SEPT 2021	26.95
			PAYOR#07-0588716/SEPT-21	9.62
		METLIFE GROUP BENEFITS	OCT-21/KM05592307	75.33
			KM05592307 0002	88.90
		MUNICIPAL VEHICLE PROGRAM	INV IV21001095	220.17
		DELTA DENTAL	OCT-21/ID#1293318/CLIENT#2	222.20
		TYLER TECHNOLOGIES	INV#025-345877	236.25
		GREATAMERICA LEASING CORP	ADMIN/INV#29930810	503.80
			GREATAMERICA LEASING CORP	126.51
		QUADIENT FINANCE USA, INC	QUADIENT FINANCE USA, INC	1,144.20
		SECURE ON SITE	ADMIN/INV#16942	75.00
		BANCORPSOUTH EQUIP FINANCE	BANCORPSOUTH EQUIP FINANCE	629.85
		VERIZON WIRELESS	VERIZON WIRELESS	133.48
		DELTA VISION	OCT/ID#1293520/CLIENT#2536	56.24
		EFTPS	FICA W/H	892.89
			FICA W/H	778.89
			MEDICARE W/H	208.82
			MEDICARE W/H	182.15
		BLACK HILLS ENERGY	BLACK HILLS ENERGY	39.73
			ACCT 2370102674	26.60
		DELTA CREATIVE	INV 0290	400.00
		YIG ADMINISTRATION	SEPT/2021/INV#30082	68.30
		CINTAS UNIFORM CORP 206	INV#4066455472,	39.36
			INV#4066455472,	112.08
			4087768146,	39.36
			4087768146,	106.25
			4088423670	32.46
			4088423670	133.15
		GOLDEN WEST INDUSTRIAL SUPPLY	SC#90009416,	6.68
			SC# 90009604,	6.78
			SC# 90009789	6.78
		SALT GROUP OF ARKANSAS	CONSULTING/INV#1186	61.20
		VISA	J. STANFORD	89.99
			CREDIT	1.28-
		AT&T	AT&T 831-000-9159-075	476.92
		NAPA AUTO PARTS	S/CHGE367	1.40
			SC#367	1.40
			/SC#369	5.20

DEPARTMENT	FUND	VENDOR NAME	DESCRIPTION	AMOUNT
		ALLY IT	INV 23662	2,761.00
			TOTAL:	28,777.05
NON-DEPARTMENTAL	CITY GENERAL FUND	ACSC	CS# 753128700 C NEWELL	232.00
			CS# 753128700 C NEWELL	232.00
			N.MOODY CS# 638974059	234.00
			N.MOODY CS# 638974059	234.00
			CASE# 418593212 J. RINEY	210.00
			CASE# 418593212 J. RINEY	210.00
			CS#893240601 N MOODY	200.00
			CS#893240601 N MOODY	200.00
			K.KEY CASE#751055322	144.00
			K.KEY CASE#751055322	144.00
			CS# 594189372	63.69
			CS# 594189372	63.69
			CS# 908264349 C MILLER	216.00
			CS# 908264349 C MILLER	216.00
			CASE#058477764 K.KEY	100.00
			CASE#058477764 K.KEY	100.00
		OSCEOLA FIRE DEPT	FIREMAN FUND	132.94
			FIREMAN FUND	350.78
		DEPT OF FINANCE	STATE W/H	4,878.86
			STATE W/H	5,449.60
			STATE W/H	285.02
			STATE W/H	18.95
			STATE W/H	77.44
		CITY PAYROLL	CITY PY 09/09/2021 BCS	15,141.11
			CITY PY 09/09/2021 REG DD	82,114.43
			CITY PY BCS 09/23/2021	15,328.50
			CITY PY REG DD 09/23/2021	91,618.70
			ELECTED OFF PY 09/24/2021	1,434.02
			ELECTED OFF 09/24/21 PY RE	6,955.78
			CITY RETIREE PY REG DD 9/2	3,816.05
			BJ GORE PY 09/24/2021 BCS	847.55
			MOISSES A. PY 09/24/21 BCS	1,515.37
		EFTPS	FEDERAL W/H	10,984.81
			FEDERAL W/H	12,469.22
			FEDERAL W/H	1,123.18
			FEDERAL W/H	68.07
			FEDERAL W/H	162.51
			FICA W/H	6,567.20
			FICA W/H	7,113.77
			FICA W/H	660.43
			FICA W/H	117.84
			MEDICARE W/H	1,876.28
			MEDICARE W/H	2,066.62
			MEDICARE W/H	154.45
			MEDICARE W/H	13.75
			MEDICARE W/H	27.56
			TOTAL:	276,170.17
ADMINISTRATION	CITY GENERAL FUND	RIVERLAWN COUNTRY CLUB	RIVERLAWN COUNTRY CLUB	122.13
		BUGMOBILE OF AR INC	INV 10899508	66.00
			BUGMOBILE OF AR INC	41.80
		BNSF RAILWAY COMPANY	BNSF RAILWAY COMPANY	962.83
		AMERICAN HERITAGE LIFE	AMERICAN HERITAGE LIFE	218.88

DEPARTMENT	FUND	VENDOR NAME	DESCRIPTION	AMOUNT
			AMERICAN HERITAGE LIFE	75.68
			M01A12844035/OCT/10/2021	44.16
		METLIFE GROUP BENEFITS	KH05592307 0002	93.04
			KH05592307 0002	154.81
		PROTECTIVE LIFE AGENT FOR	SEPT/ACCT#265787 POO	18.64
		DELTA DENTAL	OCT-21/ID#1293318/CLIENT#2	147.96
			OCT-21/ID#1293318/CLIENT#2	599.80
		MEMPHIS COMMUNICATIONS CORP	INV 305890	105.17
		VERIZON WIRELESS	VERIZON WIRELESS	102.63
		DELTA VISION	OCT/ID#1293520/CLIENT#2536	38.18
			OCT/ID#1293520/CLIENT#2536	168.96
		SILENT SECURITY, INC.	INV 53394	594.00
			AEMIN#254/INV#53421	312.40
		EFTPS	FICA W/H	660.43
			MEDICARE W/H	154.45
		OSCEOLA PRINTING & OFFICE SUPPLY	RAY CARDS	66.00
		YIG ADMINISTRATION	SEPT/2021/INV#30082	54.94
			SEPT/2021/INV#30082	14.98
		VERIZON NETWORK FLEET, INC.	VERIZON NETWORK FLEET, INC	16.19
		DAVID BURNETT	SEPT/EXPENSE	1,675.00
		HASTINGS LAWN SERVICE	CH-8/10-/24	90.00
		IRVIN TYLER	IRVIN TYLER	1,200.00
			TOTAL:	7,779.06
POLICE DEPT	CITY GENERAL FUND	H & H BUSINESS MACHINES	OPD/INV#139952,	375.12
			OPD/INV# 140028	110.00
			OPD/INV# 140029	110.00
		GALLS, LLC	OPD/INV#018968271,	168.18
			OPD/INV#018876595	331.45
			OPD/INV#018693305	183.57
			OPD/INV#018832171	143.75
			OPD/INV# 019052828,	410.61
			OPD/INV#018693304	91.74
			OPD/INV# 018832172	180.09
			OPD/INV# 018932339,	302.67
			OPD/INV# 018999623	54.24
			inv 019150328	156.17
			INV 019194236	59.66
		AR CRIME INFO CENTER	OPD/JULY/INV#18708129	103.29
		OPD OFFICERS CLUB	COURT INK FOR PRINTER	115.27
			SAMS CLUB MEMBERSHIP	140.00
			VXL MOUTHPIECE FOR BAC	77.00
			STAMPS	220.00
			ANNUAL PLAN PRIVATE DOMAIN	97.75
			OPD OFFICERS CLUB	156.96
		PEGGY MEATTE, COUNTY TREASURER	PEGGY MEATTE, COUNTY TREAS	7,090.13
		DEPT OF FINANCE & ADMIN	DEPT OF FINANCE & ADMIN	13,375.30
			DEPT OF FINANCE & ADMIN	175.00
			DEPT OF FINANCE & ADMIN	2,314.80
			DEPT OF FINANCE & ADMIN	300.00
			DEPT OF FINANCE & ADMIN	4,629.60
		AMERICAN HERITAGE LIFE	AMERICAN HERITAGE LIFE	373.16
		CITIZENS FIDELITY INS	PAYOR#07-0588716/SEPT 2021	62.00
			PAYOR#07-0588716/SEPT-21	62.00
		LEXISNEXIS RISK DATA MANAGEMENT	OPD/INV#1258434-20210831	73.50
		ARKANSAS STATE TREASURY	ARKANSAS STATE TREASURY	120.00

DEPARTMENT	FUND	VENDOR NAME	DESCRIPTION	AMOUNT
			ARKANSAS STATE TREASURY	55.00
		SMC REGIONAL MEDICAL CENTER	SMC REGIONAL MEDICAL CENTE	102.00
			SMC REGIONAL MEDICAL CENTE	102.00
		RITTER COMMUNICATIONS	OPD/INV#500357806	170.95
		METLIFE GROUP BENEFITS	OCT-21/KM05592307	223.37
			KM05592307 0002	221.66
		O'REILLY AUTO STORES INC	O'REILLY AUTO STORES INC	4.83
			O'REILLY AUTO STORES INC	54.98
			O'REILLY AUTO STORES INC	18.01
			O'REILLY AUTO STORES INC	15.59
		DELTA DENTAL	OCT-21/ID#1293318/CLIENT#2	633.38
		DIAMOND SKAGGS	DIAMOND SKAGGS	120.00
		VERIZON WIRELESS	VERIZON WIRELESS	610.38
		DELTA VISION	OCT/ID#1293520/CLIENT#2536	112.32
		AT&T	AT&T 870*563-	717.64
		KANDRA VIRGIES	KANDRA VIRGIES	120.00
		EFTPS	FICA W/H	2,843.43
			FICA W/H	3,271.29
			FICA W/H	117.84
			MEDICARE W/H	664.99
			MEDICARE W/H	765.06
			MEDICARE W/H	27.56
		RITTER COMMUNICATIONS	OPD/INV#29956618	162.75
		WEX FLEET UNIVERSAL	OPD/INV#73454120	359.31
		DOUBLE TREE by HILTON	DOUBLE TREE by HILTON	224.84
		YIG ADMINISTRATION	SEPT/2021/INV#30082	180.76
		VERIZON NETWORK FLEET, INC.	VERIZON NETWORK FLEET, INC	517.58
		PARMAN ENERGY GROUP	PARMAN ENERGY GROUP	5,646.99
		MISS CO HOSPITAL SYSTEM	MISS CO HOSPITAL SYSTEM	92.00
		DANIEL GILCHRIST	DANIEL GILCHRIST	1,110.00
		BOB'S AUTO CENTER, LLC	OPD/INV#1348,	131.33
			OPD/INV#1374	42.85
			OPD/INV#1376	49.45
			OPD/INV#1401	47.25
			OPD/INV#1524	734.64
			OPD/INV#,1533,	694.06
			OPD/INV#,1518	53.85
			INV 1542	756.64
		KING FAMILY TIRE & AUTO	OPD/INV#286266	155.49
		ACIC-DPS FISCAL	ACIC-DPS FISCAL	250.00
		ASSOCIATED RADIOLOGISTS LTD	ASSOCIATED RADIOLOGISTS LT	26.00
		MIKE COSTELLO	OPD/INV#891841/ROOF REPAIR	9,920.00
			TOTAL:	64,291.08
FIRE DEPT	CITY GENERAL FUND	BARTON'S OF OSCEOLA	BARTON'S OF OSCEOLA	20.47
		BUGMOBILE OF AR INC	BUGMOBILE OF AR INC	82.50
		FOUNTAIN PLUMBING	INV 46076	7.14
		AMERICAN HERITAGE LIFE	AMERICAN HERITAGE LIFE	235.56
		DENVER'S LEASING INC	FIRE/INV#20302	148.51
		CITIZENS FIDELITY INS	PAYOR#07-0588716/SEPT 2021	37.59
			PAYOR#07-0588716/SEPT-21	37.59
		AUTOZONE	FIRE/INV#2396971954	33.08
			FIRE/INV#2396975928	35.50
			AUTOZONE	805.13
		RITTER COMMUNICATIONS	RITTER COMMUNICATIONS	79.98
		METLIFE GROUP BENEFITS	OCT-21/KM05592307	153.49

DEPARTMENT	FUND	VENDOR NAME	DESCRIPTION	AMOUNT
			KM05592307 0002	168.24
		O'REILLY AUTO STORES INC	O'REILLY AUTO STORES INC	31.33
			O'REILLY AUTO STORES INC	14.29
		DELTA DENTAL	OCT-21/ID#1293318/CLIENT#2	575.02
		VERIZON WIRELESS	VERIZON WIRELESS	27.50
		DELTA VISION	OCT/ID#1293520/CLIENT#2536	127.78
		AT&T	AT&T	255.57
		ARKANSAS FIRE ACADEMY	FIRE/PO#212845	440.16
			FIRE/PO#RH82521	1,062.25
		G & W DIESEL/EVS	FIRE/INV#374364	248.64
			FIRE/INV#151376	213.21
		EFTPS	FICA W/H	233.40
			FICA W/H	229.32
			MEDICARE W/H	395.00
			MEDICARE W/H	456.54
			MEDICARE W/H	13.75
		TRI STATE INDUSTRIAL SUPPLY INC.	FIRE/INV#11662,	30.97
			FIRE/INV#11813	29.74
			INV 11856	5.30
		MUNICIPAL EMERGENCY SERVICES	FIRE/INV#1622436	403.88
			FIRE/INV#INV1621025/CUST#68	172.70
		BLACK HILLS ENERGY	BLACK HILLS ENERGY	45.34
			BLACK HILLS ENERGY	49.57
		YIG ADMINISTRATION	SEPT/2021/INV#30082	104.86
		VERIZON NETWORK FLEET, INC.	VERIZON NETWORK FLEET, INC	32.88
		PARMAN ENERGY GROUP	PARMAN ENERGY GROUP	971.10
		NAPA AUTO PARTS	100199	110.96
			094649	347.51
			099487	77.70
		MISS CO HOSPITAL SYSTEM	MISS CO HOSPITAL SYSTEM	92.00
			MISS CO HOSPITAL SYSTEM	136.00
			TOTAL:	8,769.05
PARKS & RECREATION DEP CITY GENERAL FUND		H & H BUSINESS MACHINES	OPD/INV# 139971	30.78
		BUGMOBILE OF AR INC	INV 10899496 ACCT 5868	57.20
			INV 10899496	57.20
		FOUNTAIN PLUMBING	OPAR/INV#21080908	120.00
		KENNEBRO HOME	KENNEBRO HOME	14.04
			KENNEBRO HOME	1,144.00
			KENNEBRO HOME	183.00
			KENNEBRO HOME	3.30
			KENNEBRO HOME	96.45
			KENNEBRO HOME	28.59
			KENNEBRO HOME	3.29
		SPORTS HALL	INV 4198; 4200; 4202	1,949.47
			INV 4198; 4200; 4202	1,447.17
			INV 4198; 4200; 4202	82.88
		AMERICAN HERITAGE LIFE	AMERICAN HERITAGE LIFE	202.72
		CITIZENS FIDELITY INS	PAYOR#07-0588716/SEPT 2021	117.08
			PAYOR#07-0588716/SEPT-21	104.08
		RITTER COMMUNICATIONS	ACCT 00210565-7	104.94
			RITTER COMMUNICATIONS	268.51
		METLIFE GROUP BENEFITS	OCT-21/KM05592307	75.04
			KM05592307 0002	64.59
		O'REILLY AUTO STORES INC	OPAR/INV#1183261048,	38.89
		DELTA DENTAL	OCT-21/ID#1293318/CLIENT#2	261.40

DEPARTMENT	FUND	VENDOR NAME	DESCRIPTION	AMOUNT
		APF FBO TEMPS PLUS	INV 5212669	462.00
			INV 5212669	462.00
			INV 5212669	462.00
			INV 5214766	462.00
			INV 5214766	246.40
			INV 5214766	246.40
		PNC EQUIPMENT FINANCE	PNC EQUIPMENT FINANCE	979.00
			PNC EQUIPMENT FINANCE	517.88
			PNC EQUIPMENT FINANCE	1,365.73
			PNC EQUIPMENT FINANCE	979.00
		2XL CORPORATION	INV 409818	293.14
		VERIZON WIRELESS	VERIZON WIRELESS	139.03
		DELTA VISION	OCT/ID#1293520/CLIENT#2536	63.48
		EFTPS	FICA W/H	913.01
			FICA W/H	785.56
			MEDICARE W/H	190.14
			MEDICARE W/H	183.72
		GREENPOINT Ag.LLC	OPAR/INV#124177	177.10
		WEX FLEET UNIVERSAL	WEX FLEET UNIVERSAL	920.60
		GLOBAL EQUIPMENT COMPANY	CC/INV#118062021	3,617.50
			CC/INV#118003986	1,548.01
		YIG ADMINISTRATION	SEPT/2021/INV#30082	44.94
		VERIZON NETWORK FLEET, INC.	VERIZON NETWORK FLEET, INC	64.76
		PARMAN ENERGY GROUP	PARMAN ENERGY GROUP	125.52
		ARKANSAS FITNESS REPAIR	INV 439290	154.02
		BOB'S AUTO CENTER, LLC	OPAR/INV#1316	53.23
		HUNTINGTON	HUNTINGTON	1,030.80
			TOTAL:	22,841.59
MUNICIPAL COURT	CITY GENERAL FUND	RITTER COMMUNICATIONS	RITTER COMMUNICATIONS	243.82
		METLIFE GROUP BENEFITS	OCT-21/KM05592307	20.84
			KM05592307 0002	23.26
		DELTA DENTAL	OCT-21/ID#1293318/CLIENT#2	59.30
		DELTA VISION	OCT/ID#1293520/CLIENT#2536	14.74
		EFTPS	FICA W/H	209.85
			FICA W/H	209.85
			MEDICARE W/H	49.07
			MEDICARE W/H	49.07
		YIG ADMINISTRATION	SEPT/2021/INV#30082	14.98
			TOTAL:	894.78
JAIL DEPARTMENT	CITY GENERAL FUND	BUGMOBILE OF AR INC	ACCT 3470 JAIL	121.00
		OPD OFFICERS CLUB	REIMBURSEMENT FOR BREAD	84.64
			BREAD FOR JAIL	274.00
			OPD OFFICERS CLUB	69.90
			OPD OFFICERS CLUB	86.08
		ERVIN ENTERPRISE	INV#3763	24.79
			INV 3904	24.79
		SYSO MEMPHIS, LLC	INV#314228123	1,596.91
			OPD/INV#314236960	1,478.90
			OPD/INV#314246175	1,332.80
			OPD/INV#314255194	2,190.04
			INV#314228124,	260.33
			INV#314236961	223.28
			INV#314246176	278.44
			INV#314255195	450.36

DEPARTMENT	FUND	VENDOR NAME	DESCRIPTION	AMOUNT
		AMERICAN HERITAGE LIFE	AMERICAN HERITAGE LIFE	59.80
		METLIFE GROUP BENEFITS	OCT-21/KM05592307	3.54
			KM05592307 0002	24.26
			KM05592307 0002	31.75
		DELTA DENTAL	OCT-21/ID#1293318/CLIENT#2	96.80
		SECURE ON SITE	OPD/INV#16746	75.00
		DELTA VISION	OCT/ID#1293520/CLIENT#2536	44.04
		FIRE PROTECTION OF ARKANSAS	INV SO59126	109.32
		EFTPS	FICA W/H	468.57
			FICA W/H	585.64
			MEDICARE W/H	109.60
			MEDICARE W/H	136.98
		CHARM-TEX, INC.	OPD/INV#0258904-IN	184.98
		YIG ADMINISTRATION	SEPT/2021/INV#30082	29.96
		MARK'S	OPD/INV#INV001965749	223.88
		MISS CO HOSPITAL SYSTEM	MISS CO HOSPITAL SYSTEM	92.00
			MISS CO HOSPITAL SYSTEM	92.00
		HILAND DAIRY FOODS	OPD/INV#5461257,	101.61
			OPD/INV#5461182	122.68
			OPD/INV#5461098,	101.61
			OPD/INV#, 5461020	101.93
			OPD/INV#, 5461182	101.93
			TOTAL:	11,386.06
CODE ENFORCEMENT	CITY GENERAL FUND	JIM ROSS TIRE SERVICE INC	INV#097538	104.50
			INV#999161	22.00
		CLAYTONS BODY SHOP	CLAYTONS BODY SHOP	358.92
		AUTOZONE	CE/INV#2396942683	14.29
		METLIFE GROUP BENEFITS	KM05592307 0002	15.31
		O'REILLY AUTO STORES INC	CE/INV#118326 2024	113.33
		DELTA DENTAL	OCT-21/ID#1293318/CLIENT#2	19.36
		DELTA VISION	OCT/ID#1293520/CLIENT#2536	5.86
		EFTPS	FICA W/H	267.23
			FICA W/H	329.23
			MEDICARE W/H	62.49
			MEDICARE W/H	76.99
		OSCEOLA PRINTING & OFFICE SUPPLY	CODY CARDS	66.00
		PARMAN ENERGY GROUP	PARMAN ENERGY GROUP	401.18
		CHESTER JACKSON	CHESTER JACKSON	900.00
			CHESTER JACKSON	900.00
		SUN RAY	SUN RAY	44.20
		ARKANASAS DEPARTMENT OF HEALTH AND NAT	CODY SHREVE PLUMBING INSPE	25.00
			TOTAL:	3,725.89
GOLF COURSE FUND	CITY GENERAL FUND	HUGMOBILE OF AR INC	GOLF/ACCT#15974/INV#108997	71.50
		LADD'S	GOLF/INV#01-196245-A	388.19
			GOLF/INV#205753	279.85
		DENVER'S LEASING INC	GOLF/INV#20198	110.00
		RITTER COMMUNICATIONS	GOLF/ACCT#00215058-3	209.93
		DELTA DENTAL	OCT-21/ID#1293318/CLIENT#2	38.72
		APF FBO TEMPS PLUS	INV 5212669	462.00
			INV 5212669	462.00
			INV 5214766	462.00
			INV 5214766	462.00
			INV 5217418	462.00
			SEPT-21/INV#5219530	924.00

DEPARTMENT	FUND	VENDOR NAME	DESCRIPTION	AMOUNT
		PNC EQUIPMENT FINANCE	INV#5222241	924.00
			PNC EQUIPMENT FINANCE	730.26
		VERIZON WIRELESS	PNC EQUIPMENT FINANCE	1,489.40
		DELTA VISION	VERIZON WIRELESS	85.64
		R&R PRODUCTS INC	OCT/ID#1293520/CLIENT#2536	14.74
		EFTPS	GOLF/INV#CD2592560	311.46
			FICA W/H	240.80
			FICA W/H	228.51
			MEDICARE W/H	56.31
			MEDICARE W/H	53.44
		PRODUCTIVITY PLUS ACCOUNT	INV#31581,	140.93
			INV#31833	242.00
			INV#32086	242.00
		YIG ADMINISTRATION	SEPT/2021/INV#30082	14.98
		GOLDEN WEST INDUSTRIAL SUPPLY	GOP/PRO SHOP/INV#210891	445.56
		VERIZON NETWORK FLEET, INC.	VERIZON NETWORK FLEET, INC	16.19
			TOTAL:	9,558.41
ANIMAL CONTROL FUND	CITY GENERAL FUND	KENNEBROOK HOME	KENNEBROOK HOME	151.47
			KENNEBROOK HOME	7.89
			KENNEBROOK HOME	181.76
			KENNEBROOK HOME	121.18
			KENNEBROOK HOME	28.59
		OSCEOLA ANIMAL CLINIC	OSCEOLA ANIMAL CLINIC	119.50
			OSCEOLA ANIMAL CLINIC	158.75
			OSCEOLA ANIMAL CLINIC	119.50
			OSCEOLA ANIMAL CLINIC	192.75
			OSCEOLA ANIMAL CLINIC	19.75
			AS/INV#22344,	49.75
			AS/INV# 22346,	65.50
			AS/INV# 22348,	88.75
			AS/INV# 22350	158.75
		AMERICAN HERITAGE LIFE	M01A12844035/OCT/10/2021	53.60
		RITTER COMMUNICATIONS	INV 201125667 ACCT 0004840	126.15
		METLIFE GROUP BENEFITS	KN05592307 0002	7.11
		B R CATO JR DVM	AS/INV#331870	665.50
		DELTA DENTAL	OCT-21/ID#1293318/CLIENT#2	19.36
		APF FBO TEMPS PLUS	INV 5212669	123.20
			INV 5212669	377.30
			INV 5214766	112.42
			INV 5214766	616.00
			INV 5217418	115.50
			INV 5217418	577.50
			SEPT-21/INV#5219530	92.40
		VERIZON WIRELESS	VERIZON WIRELESS	106.78
		DELTA VISION	OCT/ID#1293520/CLIENT#2536	5.86
		EFTPS	FICA W/H	137.75
			FICA W/H	123.30
			MEDICARE W/H	32.22
			MEDICARE W/H	28.84
		WEX FLEET UNIVERSAL	WEX FLEET UNIVERSAL	221.71
		YIG ADMINISTRATION	SEPT/2021/INV#30082	7.49
		VERIZON NETWORK FLEET, INC.	VERIZON NETWORK FLEET, INC	32.38
		HASTINGS LAWN SERVICE	AS 8/6-8/20	200.00
			TOTAL:	5,246.26

DEPARTMENT	FUND	VENDOR NAME	DESCRIPTION	AMOUNT
STREET DEPT	STREET FUND	JIM ROSS TIRE SERVICE INC	AUG/INV#097535,	159.50
		MISS CO COURTHOUSE	MISS CO COURTHOUSE	2,627.94
		BUGMOBILE OF AR INC	BUGMOBILE OF AR INC	18.70
		KENNEBRO HOME	KENNEBRO HOME	47.84
			KENNEBRO HOME	6.53
			KENNEBRO HOME	47.84
		NEXAIR LLC	NEXAIR LLC	94.13
		DELTA ASPHALT OF ARKANSAS	STREET/INV#2360864	270.86
		SMITH TIRE & AUTO INC	STREET/INV#065451/#24	228.50
		HENARD UTILITY PRODUCTS	STREET/INV#EQU-1068131	233.62
		CLAYTONS BODY SHOP	CLAYTONS BODY SHOP	452.10
		AMERICAN HERITAGE LIFE	AMERICAN HERITAGE LIFE	110.16
		DENVER'S LEASING INC	STREET/SANT/INV#20223	59.96
		CITIZENS FIDELITY INS	PAYOR#07-0588716/SEPT 2021	47.56
			PAYOR#07-0588716/SEPT-21	34.56
		AUTOZONE	STREET/INV#2396969462	27.04
			INV 2396979108	15.49
			INV 2396981578	46.07
			INV 2396981631	223.70
			INV 2396982801	22.32
			AUTOZONE	61.12
			INV 2396981851	46.84
			INV 2396981853	378.38
		RITTER COMMUNICATIONS	INV#102152765	113.16
		METLIFE GROUP BENEFITS	OCT-21/KM05592307	172.13
			KM05592307 0002	86.75
		PROTECTIVE LIFE AGENT FOR	SEPT/ACCT#265787 POO	10.00
		O'REILLY AUTO STORES INC	STREET DEPT CUST# 1386561	32.99
			STREET DEPT CUST# 1386561	40.44
				24.85
			STREET DEPT CUST# 1386561	321.44
			STREET DEPT CUST# 1386561	112.09
			STREET DEPT CUST# 1386561	29.84
			STREET DEPT CUST# 1386561	44.90
			STREET DEPT CUST# 1386561	61.83
			STREET DEPT CUST# 1386561	20.89
			STREET DEPT CUST# 1386561	42.92
		DELTA DENTAL	OCT-21/ID#1293318/CLIENT#2	183.20
		APF FRO TEMPS PLUS	INV 5212669	616.00
			INV 5212669	554.40
			INV 5212669	616.00
			INV 5212669	616.00
			INV 5212669	477.40
			INV 5214766	554.40
			INV 5214766	616.00
			INV 5214766	616.00
			INV 5214766	616.00
			INV 5214766	616.00
			INV 5214766	616.00
			INV 5214766	616.00
			INV 5214766	350.35
			INV 5217418	554.40
			INV 5217418	616.00
			INV 5217418	616.00
			INV 5217418	616.00
			INV 5217418	23.10
			INV 5217418	616.00

DEPARTMENT	FUND	VENDOR NAME	DESCRIPTION	AMOUNT
			INV 5217418	492.80
			INV 5217418	396.55
			SEPT-21/INV#5219530	4,585.35
			INV#5222241	3,830.75
		PNC EQUIPMENT FINANCE	PNC EQUIPMENT FINANCE	114.19
		DITTA ENTERPRISES LLC	INV 59890 SALES ORD 32129	195.25
		VERIZON WIRELESS	VERIZON WIRELESS	53.39
		DELTA VISION	OCT/ID#1293520/CLIENT#2536	40.14
		EFTPS	FICA W/H	706.51
			FICA W/H	718.85
			MEDICARE W/H	165.23
			MEDICARE W/H	168.12
		JOE HARRIS JR., TRUCKING INC.	STREET/INV#6752	300.00
		ATLAS ASPHALT, INC.	STREET/INV#9726/SEPT	2,208.89
		THE GLASS SHOP	STREET/ORDER ID#16738	467.50
		TRI STATE INDUSTRIAL SUPPLY INC.	STREET, /INV#11512,	70.16
			STREET, /INV#10538-A	362.64
			STREET, /INV#11676	27.37
			TRI STATE INDUSTRIAL SUPPL	398.81
		PRODUCTIVITY PLUS ACCOUNT	INV#318840	96.80
			INV#370810	93.20
			INV#373210	94.99
		J & J MAINTENANCE SUPPLY	STREET//INV#15183	58.85
		YIG ADMINISTRATION	SEPT/2021/INV#30082	60.92
		CINTAS UNIFORM CORP 206	INV#4086455396	65.05
			INV#4087768172,	65.05
			INV#4088423675	65.05
			INV#4087763140,	8.57
			, 4088423726	8.57
			4086455434	8.57
			INV#4086455515,	336.49
			INV#4086455515,	26.16
			4087768243,	294.85
			4087768243,	36.98
			4088423793	478.24
			4088423793	56.48
			INV#4075242030,	264.45
			INV#4075242030,	61.80
			4075929270	299.89
			4075929270	53.58
		VERIZON NETWORK FLEET, INC.	VERIZON NETWORK FLEET, INC	210.47
		PARMAN ENERGY GROUP	PARMAN ENERGY GROUP	5,159.02
		NAPA AUTO PARTS	INV#099256	93.21
		ENVIRONMENTAL PRODUCTS GROUP	ENVIRONMENTAL PRODUCTS GRO	927.80
		TREDROC TIRE SERVICES	STREET/INV#7640002642	47.96
		HESSLING CONSTRUCTION, INC	STREET/INV#202190	460.00
			TOTAL:	41,113.90
NON-DEPARTMENTAL	SANITATION FUND	BANCORPSOUTH EQUIP FINANCE	BANCORPSOUTH EQUIP FINANCE	3,782.80
			BANCORPSOUTH EQUIP FINANCE	3,291.40
			BANCORPSOUTH EQUIP FINANCE	1,990.00
			BANCORPSOUTH EQUIP FINANCE	1,778.59
			TOTAL:	10,842.79
SANITATION	SANITATION FUND	JIM ROSS TIRE SERVICE INC	INV#097544	66.00
		MISS CO COURTHOUSE	MISS CO COURTHOUSE	16,188.41

DEPARTMENT	FUND	VENDOR NAME	DESCRIPTION	AMOUNT
		NEXAIR LLC	NEXAIR LLC	94.14
		RIVERCITY HYDRAULICS, INC	SANT/INV#28827	828.50
		AMERICAN HERITAGE LIFE	AMERICAN HERITAGE LIFE	80.84
			M01A12844035/OUT/10/2021	21.60
		DENVER'S LEASING INC	STREET/SANT/INV#20223	59.95
		AUTOZONE	SANT/INV#2396967938	14.82
		RITTER COMMUNICATIONS	INV#102152765	113.15
		METLIFE GROUP BENEFITS	KM05592307 0002	55.55
		O'REILLY AUTO STORES INC	O'REILLY AUTO STORES INC	98.78
		DELTA DENTAL	OCT-21/ID#1293318/CLIENT#2	204.06
		APF FBO TEMPS PLUS	INV 5212669	354.20
			INV 5212669	616.00
			INV 5212669	616.00
			INV 5212669	616.00
			INV 5214766	492.80
			INV 5214766	616.00
			INV 5217418	438.90
			INV 5217418	616.00
			SEPT-21/INV#5219530	542.85
			INV#5222241	1,197.35
		DITTA ENTERPRISES LLC	INV 59890 SALES ORD 32129	195.25
		BANCORPSOUTH EQUIP FINANCE	BANCORPSOUTH EQUIP FINANCE	563.83
			BANCORPSOUTH EQUIP FINANCE	870.27
			BANCORPSOUTH EQUIP FINANCE	457.12
			BANCORPSOUTH EQUIP FINANCE	285.49
		VERIZON WIRELESS	VERIZON WIRELESS	38.73
		DELTA VISION	OCT/ID#1293520/CLIENT#2536	50.56
		EFTPS	FICA W/H	646.65
			FICA W/H	632.22
			MEDICARE W/H	151.23
			MEDICARE W/H	147.86
		THE GLASS SHOP	SANT/TRUCK#20/ORDER ID#167	291.50
		TRI STATE INDUSTRIAL SUPPLY INC.	SANT/INV#10518-A	150.17
		CROWS TRUCK SERVICE, INC	SANT/DMS AACT#12534	96.08
			SANT/ACCT#12534	1,635.15
		J & J MAINTENANCE SUPPLY	SANT//INV#15183	58.85
		YIG ADMINISTRATION	SEPT/2021/INV#30082	44.94
		CINTAS UNIFORM CORP 206	INV#4088423675	65.04
			INV#4087768172	65.04
			INV#4086455396	65.04
			INV#4087763140,	68.41
			INV#4087763140,	8.57
			, 4088423726	68.41
			, 4088423726	8.57
			4086455434	68.41
			4086455434	8.57
			INV#4086455515,	26.15
			4087768243,	36.97
			4088423793	56.47
			INV#4075242030,	61.79
			4075929270	53.57
		VERIZON NETWORK FLEET, INC.	VERIZON NETWORK FLEET, INC	97.14
		MISSISSIPPI COUNTY PRIMARY CARE PHYSIC	MISSISSIPPI COUNTY PRIMARY	135.00
		PARMAN ENERGY GROUP	PARMAN ENERGY GROUP	3,623.66
		NAPA AUTO PARTS	INV#099256	93.20
		TREDROC TIRE SERVICES	SANT/ACCT#7248/REMAINING	99.40

DEPARTMENT	FUND	VENDOR NAME	DESCRIPTION	AMOUNT
			TOTAL:	34,957.21
PEST CONTROL FUND	SANITATION FUND	VECTOR DISEASE CONTROL	VECTOR DISEASE CONTROL	7,875.45
			TOTAL:	7,875.45
AIRPORT	AIRPORT FUND	RITTER COMMUNICATIONS	AIRPORT/INV#300770853	93.08
			TOTAL:	93.08
NON-DEPARTMENTAL	FIREMEN'S PENSION	CITY GENERAL FUND	HEALTH INSURANCE FIRE PENS	19.40
			HEART STROKE FIRE PENSION	100.44
			LIFE INSURANCE-FIRE PENSIO	18.96
			DENTAL FIRE PENSION	164.18
			VISION FIRE PENSION	45.16
		EFTPS	FEDERAL W/H	1,392.00
			TOTAL:	1,740.14

```

===== FUND TOTALS =====
01  OSCEOLA LIGHT & POWER      2,985,678.50
02  CITY GENERAL FUND          410,662.35
03  STREET FUND                 41,113.90
04  SANITATION FUND             53,675.45
05  AIRPORT FUND                 93.08
07  FIREMEN'S PENSION FUND      1,740.14
-----
GRAND TOTAL:                   3,492,963.42
=====

```

SELECTION CRITERIA

SELECTION OPTIONS

VENDOR SET: 01-City of Osceola
VENDOR: All
CLASSIFICATION: All
BANK CODE: All
ITEM DATE: 9/01/2021 THRU 9/30/2021
ITEM AMOUNT: 99,999,999.00CR THRU 99,999,999.00
GL POST DATE: 0/00/0000 THRU 99/99/9999
CHECK DATE: 0/00/0000 THRU 99/99/9999

PAYROLL SELECTION

PAYROLL EXPENSES: NO
EXPENSE TYPE: N/A
CHECK DATE: 0/00/0000 THRU 99/99/9999

PRINT OPTIONS

PRINT DATE: None
SEQUENCE: By Department
DESCRIPTION: Distribution
GL ACCTS: NO
REPORT TITLE: C O U N C I L R E P O R T
SIGNATURE LINES: 0

PACKET OPTIONS

INCLUDE REFUNDS: YES
INCLUDE OPEN ITEM:NO



Municipal Property Program Program Summary 2021 – 2022

Program Coverages, Limits, and Deductibles

Property: Includes Buildings, Personal Property, Boiler & Machine Breakdown	\$502,500,000	Per Occurrence: All Perils, Coverages (subject to policy exclusions)
Unscheduled Animals	\$2,500,000	Not to exceed \$50,000 per Animal, per Occurrence - \$1,000 Deductible
Tax Revenue Interruption	\$102,500,000	\$5,000,000 per occurrence per location Deductible: 2.5% of Annual Tax Revenue Value; if unscheduled, limit is \$500,000 per member with an aggregate of \$2,500,000.
Cyber Liability Coverage	\$25,000,000	Subject to a sublimit of \$2,000,000 per member, with a \$25,000,000 Annual Aggregate for Program
Flood Zone X	\$52,500,000	Per Occurrence and in the Annual Aggregate
Flood Zones A	\$7,500,000	Subject to a sublimit of \$7,500,000 Per Occurrence with a \$10,000,000 Annual Aggregate for all locations in Flood Zones A (inclusive of all 100 year exposures)
Earthquake Shock	\$52,500,000	Per Occurrence
Deductibles	All Perils Flood Earthquake Cyber Liability	See Rate Classes Below* \$500,000 \$500,000 \$500,000

Class Ratings, Deductibles, Surcharge

Effective 12/01/2021

Rate is determined by the member's ISO Rating

ISO Rating of 1 – 3 = Class 101 = .0021 - \$10,000 Deductible

ISO Rating of 4 – 6 = Class 102 = .0025 - \$ 7,500 Deductible

ISO Rating of 7 – 9 = Class 103 = .0029 - \$ 5,000 Deductible

ISO Rating of 10 = Class 104 (and LSM Members) = .0030 - \$5,000 Deductible

Premium is calculated by multiplying total TIV by Class Rate

Note: Class 101 and 102 members have an option of buying down to a \$5,000 deductible. Class 101 rate would increase .0002 and Class 102 would be .00015.

Note: Current (two year) and Cumulative Loss Ratios over 300% and Cumulative loss to the pool over \$600,000 will be assessed a surcharge of .0005.

Municipal Vehicle Program • www.arml.org/mvp • email: mvp@arml.org
Municipal Property Program • www.arml.org/mpp • email: mpp@arml.org
Phone (501) 978-6123 • Fax (501) 978-6562 • P.O. Box 38 • North Little Rock, AR • 72115-0038

Account #	Account N:	Policy #	Unit #	Description	Location	Building V	Contents V	Value
2990	OSCEOLA	P2000367	139	Animal Shelter	2501 West Semmes Ave.	0	0	415181.7
2990	OSCEOLA	P2000367	140	City Hall/Light & Power	303 Hale Ave.	0	0	3594598
2990	OSCEOLA	P2000367	141	Drug Taskforce Bldg.	316 W. Hale Ave.	0	0	80968.94
2990	OSCEOLA	P2000367	142	Community Center Bldg.	382 North Country Club Road	0	0	3455526
2990	OSCEOLA	P2000367	143	Backboards & Support fixtures	382 North Country Club road	0	0	15913.5
2990	OSCEOLA	P2000367	144	Basketball Mezzanine	382 North Counrty Club Road	0	0	91852.72
2990	OSCEOLA	P2000367	145	Canopies	382 North Country Club Road	0	0	9067.51
2990	OSCEOLA	P2000367	146	Senior Citizens Center A&B	697 North Walnut St.	0	0	752771.4
2990	OSCEOLA	P2000367	147	Fire Dept. Station #1	200 North Carthon	900000	150000	1050000
2990	OSCEOLA	P2000367	148	Stand by Generator	200 North Carthon	0	0	64825.23
2990	OSCEOLA	P2000367	149	Fire Station # 2	702 South Ermen Lane	400000	100000	500000
2990	OSCEOLA	P2000367	150	Pro Shop	903 South Country Club Road	0	0	141750.7
2990	OSCEOLA	P2000367	151	Golf Course Repair & Storage Shop	903 South Country Club Road	0	0	48310.2
2990	OSCEOLA	P2000367	152	Golf Cart Shed # 5	903 South Country Club Road	0	0	47611.07
2990	OSCEOLA	P2000367	153	Golf Cart Shed 6	903 Country Club Road	0	0	72515.69
2990	OSCEOLA	P2000367	154	Osceola Industries (Fruit of Loom)	1425 Ohlendorf Road	0	0	21686959
2990	OSCEOLA	P2000367	155	Justice Building	401 West Keiser Ave.	0	0	4629497
2990	OSCEOLA	P2000367	156	Generator/ Diesel-natural gas 100	401 West Keiser Ave.	0	0	45300.43
2990	OSCEOLA	P2000367	157	Surveillance System-Color	401 West Keiser Ave.	0	0	59065.6
2990	OSCEOLA	P2000367	158	Cooler & Freezer (walk in)	401 West Keiser Ave.	0	0	7956.75
2990	OSCEOLA	P2000367	159	L & P Vehicle Maintenance Shop	101 East Semmes Ave.	0	0	327548.2
2990	OSCEOLA	P2000367	160	L&P Vehicle Material Storage	101 East Semmes Ave.	0	0	276471.6
2990	OSCEOLA	P2000367	162	S&S Office & Breakroom	101 East Semmes Ave.	0	0	178595.8
2990	OSCEOLA	P2000367	163	S&S Street & Santation Equipmnet	101 East Semmes Ave.	0	0	226927.5
2990	OSCEOLA	P2000367	164	S&S Garbage Bag & General Storag	101 East Semmes Ave.	0	0	76106.84
2990	OSCEOLA	P2000367	165	W&W Equipment & Storage	100 West Semmes Ave	0	0	104707.6
2990	OSCEOLA	P2000367	166	W&W Lab, Shop & Material Storag	100 West Semmes Ave.	0	0	358118.6
2990	OSCEOLA	P2000367	167	W&W Material Storage	100 West Semmes Ave.	0	0	41654.11
2990	OSCEOLA	P2000367	168	W&W Caterpillar Gen 1.5 mega w.	100 West Simmes Ave.	0	0	128750
2990	OSCEOLA	P2000367	169	2 Steel Water Tanks 300,000 gal	100 West Semmes Ave.	0	0	154500
2990	OSCEOLA	P2000367	170	Filter House (Water Treatment Pla	100 West Semmes Ave.	0	0	1300375
2990	OSCEOLA	P2000367	172	Areator and Clarifier	100 West Semmes Ave.	0	0	257500
2990	OSCEOLA	P2000367	173	Primary Filter Tank	100 West Semmes Ave.	0	0	68958.5

2990	OSCEOLA	P2000367	174	Water Tank (500,000 gal) Elevatec	905 South Garden Drive	0	0	515000
2990	OSCEOLA	P2000367	175	Water Tank (500,000 Gal) Elevate	3598 West Keiser Ave.	0	0	901250
2990	OSCEOLA	P2000367	177	Mobile Office for Airport (tied dov	200 Airport Rd.	0	0	19268.06
2990	OSCEOLA	P2000367	178	S&S Street & Sanitation Mosquito	101 East Semmes Ave.	0	0	74263
2990	OSCEOLA	P2000367	179	Coston Building	217 West Hale Ave.	400000	0	400000
2990	OSCEOLA	P2000367	180	AC System Equipment - Communi	382 North Country Club Road	0	129663.2	129663.2
2990	OSCEOLA	P2000367	181	Generator Equipment (2 ea 150KV	Lift Stations-Country Club, Phillips	0	215045.9	215045.9
2990	OSCEOLA	P2000367	182	Rosenwald Community Center	510 Childress	200000	30000	230000
2990	OSCEOLA	P2000367	183	Municipal Airport	200 Airport Road	12391	3000	15391
2990	OSCEOLA	P2000367	184	ELECTRIC DEPARTMENT	101 E. SEMMES AVENUE	150000	30000	180000
2990	OSCEOLA	P2000367	185	OSCEOLA SPORTS COMPLEX	387 N. COUNTRY CLUB ROAD	301000	15000	316000
2990	OSCEOLA	P2000367	186	OSCEOLA SPORTS COMPLEX STOR	387 N. COUNTRY CLUB ROAD	60000	30000	90000
2990	OSCEOLA	P2000367	187	OSCEOLA SPORTS COMPLEX CONC	382 N. COUNTRY CLUB ROAD	60000	30000	90000
2990	OSCEOLA	P2000367	188	OSCEOLA TRANSFER STATION	100 INCENERATOR ROAD	480000	13000	493000
2990	OSCEOLA	P2000367	189	MOSQUITO CONTROL	101 EAST SEMMES AVE.	240000	186000	426000
2990	OSCEOLA	P2000367	190	STREET & SANITATION OFFICE ANI	101 EAST SEMMES AVENUE	395000	18000	413000
2990	OSCEOLA	P2000367	191	LAWN MOWER SHOP & STORAGE	101 EAST SEMMES AVENUE	142500	50000	192500
2990	OSCEOLA	P2000367	192	STREET & SANITATION GARBAGE /	101 EAST SEMMES AVENUE	352000	60000	412000
2990	OSCEOLA	P2000367	193	HEATED STORAGE BUILDING (BUIL	101 EAST SEMMES AVENUE	97600	4000	101600
2990	OSCEOLA	P2000367	194	STREET & SANITATION EQUIPMEN	101 EAST SEMMES AVENUE	360000	89000	449000
2990	OSCEOLA	P2000367	195	BACKUP GENERATOR FIRE STATIO	702 S. ERMEN LANE	25000	0	25000
2990	OSCEOLA	P2000367	197	ELECTRIC DEPARTMENT OFFICE	101 E SEMMES AVE	150000	30000	180000
2990	OSCEOLA	P2000367	198	PUMP STATION	4701 W KEISER	25000	125000	150000
2990	OSCEOLA	P2000367	199	GREENBRIAR PUMP STATION	E GREENBRIAR	75000	325000	400000
2990	OSCEOLA	P2000367	200	PHILLIPS PUMP STATION	1323 W KEISER	100000	750000	850000
2990	OSCEOLA	P2000367	201	COUNTRY CLUB LIFT STATION	S COUNTRY CLUB ROAD	100000	750000	850000

Re: Violet cemetery title search and invoice request

From: Richard Rhodes /

To:

Cc:

Date: Friday, September 24, 2021, 11:42 AM CDT

Dear Mayor and Members of the City Council;

Attached are the following documents:

1. Decree Quieting Title to the Violet Cemetery in the name of the City of Osceola, Arkansas; and
2. Proof of Publication of the Lawsuit in the Osceola, Times.

The City is now the owner of the Violet Cemetery.

Also, as you can see on the attached proof from the Osceola Times, the charge to publish notice of the lawsuit was \$882.00. Please have the City cut a check to the Osceola Times for that amount.

Please contact me if you have any questions and thank you for allowing me to do this work on behalf of the City.

Richard Rhodes
Attorney At Law
PO Box 971
318 West Hale Avenue
Osceola, Ar. 72370
870-563-6300
Fax 870-563-8404

IN THE CIRCUIT COURT FOR MISSISSIPPI COUNTY, ARKANSAS
OSCEOLA DISTRICT
CIVIL DIVISION

The City of Osceola, Arkansas

Plaintiff

VS.

470-CIV-21-70

All persons or entities that may claim any interest in the
approximately 2.45 acre tract of property lying in the
Northeast Quarter, Southeast Quarter of Section 36, Township 13 North,
Range 10 East, Osceola District, Mississippi County, Arkansas

Defendant

DECREE QUIETING TITLE

On this 24th day of September, 2021, is presented to the Court the Petition to Quiet Title filed herein by The City of Osceola, Arkansas, Plaintiff, seeking the quieting and confirmation of title in and to the following-described real property located in the Osceola District of Mississippi County, Arkansas, to-wit:

A 2.45 acre cemetery lying in the Northeast Quarter (NE ¼) Southeast Quarter (SE ¼) of Section 36, Township Thirteen North (T-13-N), Range Ten East (R-10-E) within the city limits of Osceola, Arkansas and being more particularly described as: Commencing at the Northeast corner of the SE ¼ (E ¼ corner) of Section 36, T-13-N, R-10-E, Mississippi County, Arkansas, Osceola District, thence West along the centerline of Semmes Avenue 634.2 feet, thence South 20.0 feet to the South right-of-way line of Semmes Avenue to a point which is the point of beginning, thence West 276.9 feet along the South right-of-way line of Semmes Avenue to the East right-of-way line of Pecan Street, thence South 395.4 feet along the East right-of-way line of Pecan Street to the North right-of-way line of Johnson Avenue, thence East 263.5 feet along the North right-of-way line of Johnson Avenue to a point on the fence line extended, thence North 01 degrees 56 minutes East 395.63 feet to the point of beginning, containing 2.45 acres, more or less, and subject to all easements, rights-of-way and restrictions of record.

Based upon the Petition filed herein, the Notice of Quiet Title Action issued by the Clerk of the Court, the Proof of Publication duly filed herein showing publication of said notice in The Osceola Times, a newspaper of general circulation of said notice in this county and district, for the time and in the manner prescribed by law, statement and arguments of counsel, and other matters of proof and evidence before this Court, this Court finds as follows:


- (1) That the Plaintiff, The City of Osceola, Arkansas is the lawful owner and is in possession of the property herein described, and no one is in possession of said premises claiming adversely to the Plaintiff.
- (2) That the Plaintiff and those under whom they deraign their title have been in possession of the above-described property for more than the last seven (7) years on said property

continuously for more than the last seven (7) years, and therefore have been acting under color of the title to the above-described property.

(3) That the Plaintiff is therefore entitled to have the title to this property confirmed and quieted in it.

IT IS, THEREFORE, CONSIDERED, ORDERED, ADJUDGED AND DECREED that the title to said property be, and the same hereby is quieted and confirmed in the Plaintiff, The City of Osceola, Arkansas; that the claims of any and all other persons whatsoever be, and the same hereby are, extinguished and declared null and void; and that the Court retains jurisdiction to grant such other relief as may be necessary and appropriate.

IT IS SO ORDERED



CIRCUIT JUDGE

ENTRY DATE: 9/24/21

City of Osceola - Grant Invoice - 10.4.2021

From: Billie Ann Askue ([redacted]@e.com)
To: [redacted]@yahoo.com
Cc: [redacted]@ses.com
Date: Monday, October 4, 2021, 12:54 PM CDT

Good Afternoon Mayor Wilson,

Please find attached the Invoice for the third installment of the Incentive Grant Agreement. Based on data through today's date:

- For the period of 2.1.2021 – 10.3.2021 – We have had a total of 11,960.83 paid employee hours. We are averaging over 373.78 hours per week which equates to an average of 12.45 full-time equivalent based on the Federal standard that employees that work more than 30 hours are considered full-time. Based on 40 hours we are averaging 9.34.
- Our utility bills have been paid up to date.
- All Payroll taxes (State & Federal) have been paid for liability months through September. September's state and federal taxes have already been scheduled for payment on their respective due dates.
- So far to date we have generated gross sales of over \$507,617.69 since we opened February 1st. We are still exploring having specialty hot chocolates and other hot beverages for the fall & winter months.
- We have been approved for our wine & alcohol license. We are adding additional TV's to our dining room so customers can come watch sporting events. After employee training next week we will begin to service alcohol by the 15th.
- We are updating our menu to include some additional food options & beverage options.

We appreciate all that you and the City Council has done to welcome us and support us.

Please let me know if you have any questions!

Billie Ann Askue-Heugel

Account Executive

P 9, C 50, b, com

Lipscomb & Pitts Insurance

a Higginbotham Company

258 Southwest Drive, Jonesboro AR 72401

[Website](#) | [Facebook](#) | [Twitter](#) | [LinkedIn](#)

This message was sent from Lipscomb & Pitts Insurance, LLC and may contain information that is confidential, proprietary, or protected from disclosure by law. If you believe that it has been sent to you in error, do not read it. Please reply to the sender or to mailroom@lpinsurance.com or contact our firm at (901) 321-1000 and let us know that you have received the message in error, then delete.



City of Osceola - Grant Invoice - 10.4.2021.pdf

66kB

Improvement Task Force	Owners	Priority	Revised: Sept 24 meeting	Comments
		(L/M/H)	(Where the project is currently)	(What is needed to finish or what has caused work stoppage)
Code Enforcement			meets the Thursday prior to Council meeting at 1:15	Staff: Ed, Luther and Cody. Council chair: Greg Baker
Ordinance to Condemn	ER	H	Council has passed. In effect now. Resolution stuck in Council committee	Read the list of 11 properties for condemnation for council meeting-Rebuild Planning Commission-give the owners a chance to come to council meeting. Ordinance passed Starting with four properties 30 days to remove
Committee	ER	H	Code Enforcement committee chair Greg Baker Oct 14	List of condemned properties and liens. Planning Commission members needed
Community Clean up	Steve/Ed		last Saturdays in April and September 9:30-12:30	9/25/2021
problems	ER	L	In progress	Will let business owners know that 10% is allowed. Signs are not allowed to be hung on any fence. Need functioning planning commission. In progress
Boarded up windows	ER	M	Collecting a list of retail violations - list made	3 zones set up and preparing list, approx 30 properties, RETAIL
Code Enforcement Plan	ER	H	clean-up days	2 new hires; working with community services, in progress
Interstate - Mobil Station	ER	H	In process with ADEQ; standstill; shutdown	Work on the city's part is completed for now. Weed eat on Saturday cleanup
Old City Hall Update	ER, Ray	L	on. Waiting on Phase 2	Phase II, need working plan and then proceed with electric. Contingent to grant/working on plans
Nursing Home	ER	H	unknown discussing too	Tracy Adams made presentation to City Council on July 19th
Louis George bldg	ER	H	discussed	Property is for sale. Walnut vehicles being moved slowly to salvage in discussion for sale, October open auction
Food Giant	ER	M	1 year of boarded up windows/doors	New group with possible store opening, have talked with corporate office. Letter sent about boarded up window
4501 W. Keiser, old Gibson place	ER	L	Large crack identified	Sold to a church. Plan to be submitted for outreach ministry. No change at present; Memphis Owner.
Smith Tire	ER	L	Sign is too big per code. Need Planning Commission	Sign is too big per code No change at present, still in progress
Times	CL	L	New ownership.	Working on second floor - Prof Bldg; Electrical quote. Retail Space downtown.
Gunn's Shopping Center	CL	L	renovations in progress.	Location has been cleaned/ skating ring/ two shops have been rented. /replacing roof - On hold. Bought Small Bank for coffee shop.
Dumpster-Pictures	Luther/Philip		Review disc and send to police dept	No new checks. Working so far.
Public Works			meets the Friday prior to Council meeting at 9:00	Staff: Steve. Council chair: Gary Cooper
Mowing and Cleanup	Steve		chemical will be used	Correction residents are not able to help due to supervision staffing shortage
Ditches	Steve		city, Drainage district and ADOT	ADOT will level Keiser Street Ditch in September. Drainage district shredding Ditch #2 (Parkway Ditch). MCE survey of ditch at golf course
Street Sweeper	Steve		Job is posted. Need street sweeper with Class B CDL	\$216K for new one, Billy F will mow, spray and run street sweeper; Leasing a sweeper that does not require CDL license. Ran ad & put to council
Colonial Dr	Steve		Street Islands. Lift canopy and/or remove a few trees	Newport completed. Deal with in late November.
Dept of Correction residents	Ray		Help with public properties when their staffing allows	
City Entrance Signs	S Parks		Carthon-Jewell	Damaging brick/landscaping around Carthon sign. Get with Jacklynn on the Carthon sign.
Interstate Overpass	Shawn		Interstate Overpass, quadrants	Work completed last week by ADOT. Chafin family planted.
Parks/Recreation & Animal			meets third Wednesdays at 4:00	Staff: Michael, Dylan, Jane. Council Chair: Sandra Brand
Tennis Courts	Ray		Outdoor parks grant	Finalist. Meeting on Oct 28th in Little Rock
Senior Citizens Center	Ray		We could do asphalt. Price?	July 28, Grant received to install paved walkway \$11,200, Possible Pond. Track Grant complete by Nov 10.
Rosenwald	Ray		Kitchen grant	Waiting for Wayne to inform on vent hood issues.
Scout Hut	Ephlin		needs Resolution to condemn and remove	OPAR committee approved running ad in paper. No quotes received
San Souci Park	Harshman		Harshman State Park Progress	Benches and new picnic tables installed last week. Donated by BRS
Utilities & Finance			meets the Thursday prior to Council meeting at 4:00	Staff: Philip, Timmy, Brandon. Council chair: Linda Watson
Small Business electrical audit	Sally		Negative cost adjustment proposed for all small commercial	Budget constraints On hold due to increased expenses
Water and electric meters	Sally		now AMI system/Smart meters	being installed over the next year
Airport				
Airport Road Sign	Shawn		Money has been allocated. \$4,800	Install inserts and wrought iron, build dirt up around it
Airport progress	Ray		New Grant authorized. Awaiting McClellan visit.	Apron upgrade scheduled for November.
Portable Office Trailer	Ray		In progress	visited Correctional Center 07/15 met
Airport expansion	Ray		McClelland/Garver plan	expand 3,800-foot runway to 5,000 feet
Police and Fire			meets second Wednesday at 3:00	Staff: Cille, Peter. Council Chair: Stan Williams
Vandalism Downtown	Cindy	H	In progress	10 new sky cops purchase approved by Police/Fire Committee and City Council
District court	Mayor, Terry	H	Judge Dean or Rep will attend this task force, plus Code Enf comm & Police/Fire Comm	Collections are twice to triple from last year. Community Service is down to a couple of people per week
Music Heritage Tourism			meets second Tuesdays of each month, 11:00	at Chamber
Our Town Grant	Ray		Augmented reality	Submitted last month. Receive answer in April 2022
TAP/RTP Grant	Sally		Part of Music Heritage Tourism Initiative	Street escape; Submitted needs \$95K match, receive answer about Feb 2022
Wayfinding Signs	Shawn		A & P Commission will be asked to fund rewording of signs	Steve has the hardware; Shawn is working with Hills to get the sign printing completed
Music Hwy Tourism; Strategic Plan	Megan	M	on going, Our Town Grant, letter of intent on July 1	Meeting earlier this week, moving forward with grants, Aug 12th at Chamber 11am
Rebel Club or Radio Station	Megan		historic sites	seek funding from quorum court via Great River Economic Development Foundation
Main Street Murals	Kristi		Mural at stage pocket park	In progress
Downtown Landscaping	Kristi			Open discussions
Concerts	Kristi		Every 6 weeks	Banners for local musicians approx 2 months
Community Development Corp				
Renew Osceola CDC	Ralph	H	Tax exempt status received in March 2021	Property management idea. USDA Rural Dev Grants.
Land Bank	ER	H	Code Enforcement committee, Planning Commission	may be able to pick this back up again
Non Profit OCBA				
Yard of the Month	Cindy		Ongoing	Pam Harshman
Quality of Life				
Fiber Install	MCEC		Not Yet	Businesses and residential @ 59.95 MBPS (megabits per second) per month. New development; COVID money for county could be used.Partner with Co op; Silas Adams; feasibility study
Violot Cemetery			\$2700 allocated for mowing	City ownership. Going to Circuit court for decision-probably in early 2022. Possible benefactor to maintain or
Car Show, 7th Annual	TA		3rd Saturday in October	10:00-2:00, Oct 16
Park across from Post Office			Operational - Willie Bloom marker	Possible public restrooms



SALLY LONGO WILSON
MAYOR

Osceola Awarded \$2.8 Million EDA Grant for Infrastructure Improvement

The City of Osceola, Arkansas is very grateful to U.S. Secretary of Commerce Gina M. Raimondo in being selected to receive the Economic Development Administration \$2.8 million grant. This grant is specifically through EDA's CARES Act Recovery Assistance and is aimed to improve the wastewater infrastructure in Osceola. The City of Osceola has long needed the upgrade to the municipal sewer system in order to help support their growing steel industry partners and their residents. It is imperative that the local industries can continue expanding without causing additional strain on the local municipal system. The process of getting this large award was long and arduous for the staff at Osceola City Hall. The city's application process began in July 2019 when Mayor Sally Wilson traveled to Washington D.C. and met with the U. S Department of Commerce staff at their third-floor boardroom to present the city's sewer expansion's engineering drawing and cost estimate. Over the past two years many people worked to make this grant a reality including; Mayor Wilson, City Water Manager Tim Jones, City Wastewater Manager Brandon Haynes, East Arkansas Planning and Development staff, Cody Shreve, Great River Economic Development Foundation project coordinator Tamika Jenkins, McClelland Engineering senior associate Adam Triche, Senator John Boozman and his field representative Courtney Nance, Congressman Rick Crawford and his community improvement manager Charles Landrum, and Mitchell Williams attorney Michele Allgood. And local manufacturers were instrumental in securing the award by supplying supporting documentation such as completed ED 900B forms. Altogether the city's application was 1,000-plus pages long and the application process required hundreds of hours of meetings and task assignments. According to the EDA press release, this grant, administered under the authority of the bureau's flexible Economic Adjustment Assistance (EAA) program, provides a wide-range of financial assistance to eligible communities and regions as they respond to and recover from the impacts of the coronavirus pandemic.

Quantity – 2050

Size – 5/8" X 3/4" X 7.5" 8D

Hydrus

Ultrasonic Water Meters


Residential

5/8" X 3/4" X 7-1/2"

3/4" X 3/4" X 7-1/2"

3/4" X 3/4" X 9"

1" X 1" X 10-3/4"



Minutes of Public Meeting

Friday, October 15, 2021

4:00 p.m.

Osceola City Hall

303 W. Hale Ave.

Present: Sally Wilson, Felicia Allen, Donna Bell Harris, George Williams, Murray Ross, Albert Veasley, Jr., Lee Boose, Bobbie Knighten, Luther Whitfield, Cody Shreve

The meeting was opened by Mayor Sally Wilson. She noted that public notice of the meeting was published in the Osceola Times' September 30th edition. She invited attendees to view the flip chart displays with two large maps. One map was the 2013 Osceola Zoning districts' map and the other was the 2016 Osceola Zoning districts' map. Code enforcement officer distributed copies of the Zoning Code's Article V., Residential Districts, see attached.

The floor was open for residents' comments. The following comments were made:

- 1) The residents are concerned with the zoning code change that occurred in 2016 for the district with properties within the perimeter of these streets; E. Keiser, Broadway, Lavijo, Chestnut, Myron Kelly, Carthon and Elizabeth.
- 2) In 2016, the zoning district in this area was changed from R-3 "High Density Residential" to R-MH "Manufactured Home Residential".
- 3) The residents stated that they were not given notice of the change before it was voted upon in 2013 and that they were still not aware of the change until last month when a manufactured home was placed in the area.

After detailed discussion, the residents request that the Osceola City Council return the district zoning back to what it was in 2013. The residents agree that all manufactured homes currently in the district should be allowed to remain where they are now.

Code Enforcement explained that if the Council is willing they can mail letters to the residents affected by the proposed change. The letter will also invite them to a public hearing that could be held at the start of regular November 15th City Council meeting. At such hearing, the city council can hear residents' request for returning the Zoning back to its 2013 designation and allow for objections to such change, if any.

Attachment: Zoning Code's Article V., Residential Districts approved 2016

ARTICLE V. RESIDENTIAL DISTRICTS

Section 5.01.0. Purpose of Each District

5.01.01. Low Density Residential (R-1)

The R-1 District is intended to provide for quiet, low density residential areas characterized by single-family homes and the supporting religious, recreational, educational, and institutional uses for an attractive, functional neighborhood.

5.01.05. Low Density Residential – Small Lot (R-1S)

The R-1S District is intended to provide for quiet, low density residential areas characterized by single-family homes on smaller lots and the supporting religious, recreational, educational, and institutional uses for an attractive, functional neighborhood. This district provides for smaller lot sizes than the R-1 district.

5.01.03. Medium Density Residential (R-2)

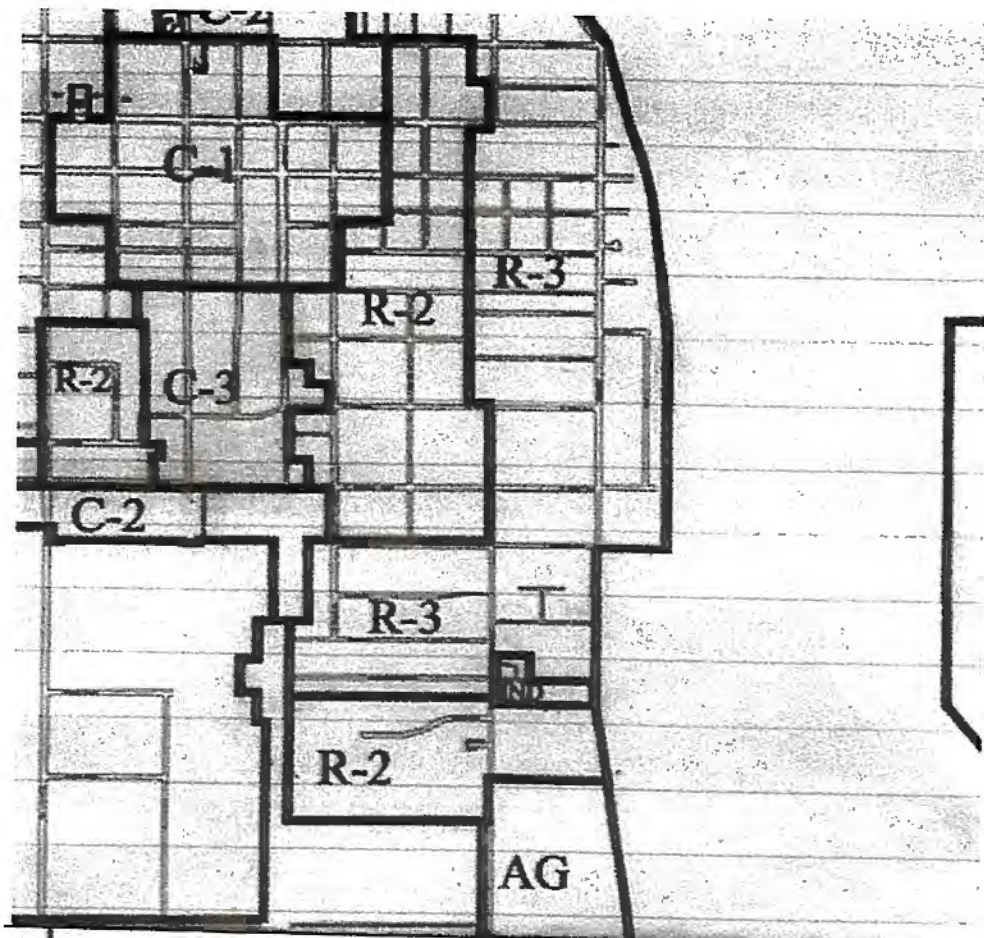
This is a residential district of the same general type and character as that described above for the R-1 District, containing many of the same requirements and restrictions as applicable to the R-1 District, but allowing for a diversity of housing types. The principal uses of land are for single-family and two-family homes, all supported by necessary facilities normally required to provide the basic elements of a balanced and attractive residential neighborhood.

5.01.04 Apartment Residential (R-3)

The R-3 District provides for quiet, medium to high density residential areas characterized by a diversity of housing types. This district includes development ranging in density from single-family homes to large scale apartment complexes. It is intended to allow and encourage affordable housing and housing choice through a diversity of housing options.

5.01.05. Manufactured Home Residential (R-MH)

This district encourages affordable housing of varied types in specified locations within the city. The district is characterized by site-built housing and manufactured homes placed on individual lots with uniform design guidelines imposed to maintain neighborhood harmony and consistency in appearance. This district is also intended to provide for manufactured home subdivisions as well as manufactured home parks.



City of Osceola Zoning Map - 2013

AG	Agricultural
R-1	Low Density Residential
R-2	Medium Density Residential
R-3	High Density Residential
C-1	General Business District
C-2	General Commercial District
C-3	Highway Commercial District
C-4	Neighborhood Commercial District
IND	Industrial District
INDH	Industrial District Heavy

Overlay District

RESOLUTION NO. 2021-_____

A RESOLUTION APPROVING PURCHASE OF WATER TREATMENT TELEMETRY
UPGRADE

WHEREAS, the City of Osceola Water Department has found that the Department needs to upgrade its water treatment monitoring and automation system for the City's two above ground storage tanks and water system wells; and

WHEREAS, a competitive advertisement for this system was published on September 30, 2021; and

WHEREAS, two quotes were submitted, one from Industrial Equipment of Arkansas, IEA and the other from Automate Company in Pacific MO; and

WHEREAS, these two quotes are included in the council monthly packets; and

WHEREAS, the Utility/Finance Committee recommends that the IEA quote be accepted for a one-time charge of \$43,615.90 and monthly OnPing charge of \$220; and

WHEREAS this expense may be eligible for payment out of the City's America Rescue Plan Act funds.

NOW THEREFORE, BE IT RESOLVED BY THE CITY OF OSCEOLA, ARKANSAS that the Mayor is hereby authorized to accept the IEA quote.

PASSED AND APPROVED THIS 18th DAY OF OCTOBER, 2021.

Sally Wilson, Mayor

ATTEST:

Jessica Griffin, City Clerk



INDUSTRIAL EQUIPMENT OF ARKANSAS

AIR COMPRESSORS • PUMPS • OVERHEAD DOORS

5977 Highway 135 N

Paragould, Arkansas 72450

Phone: 501-586-9767

08/04/21

City of Osceola

~~601-301-3442~~@yahoo.com

870-563-~~9408~~

Attn: Tim Jones

Reference: Water Treatment Telemetry Upgrade

Quote: 164-P21

Description: Water Treatment Monitoring and Automation

AB CMPLGX/MLX 2 MB Enet Controller	1
AB CMPLGX/MLX 1500 PS 24 VDC	1
AB CMPLGX/MLX 1500, 16DI, VAC	4
AB CMPLGX/MLX 1500, 16DO, VAC	3
AB CMPLGX/MLX 1500, 8DO, VAC	1
1769-IF4XOF2 compactlogix 6point a/i and a/o module	1
AB CMPLGX/MLX 1500, End Cap R	1
24VDC@5A	1
Fuse Holder	18
End Anchor "Terminal End Stop"	5
Terminal Block Spacer	7
Terminal Block: Double unbridged	24
Terminal Block: Double Level Terminal Block Bridged	20
Double Level Grounding Block	12
Terminal Block: Double level fuse holder, ground, terminal block "Analog Input"	2
6 Amp 24vdc Relay	28
Power Supply: 24VDC@2.4A	4
Micro800 2 Point Analog Input Plug-in	1
Enclosure, NEMA 4X, SoLid Door, 513X413X228mm, Fiberglass	4
20 x 16 Backplate	4
2080-LC20-20QWB Micro820 20 I/O Enet/IP Controller	5
Lumberjack Comms Package (With Local Internet)	2
OxBox Cellular/Comms Package	4

Continued:



INDUSTRIAL EQUIPMENT OF ARKANSAS

AIR COMPRESSORS • PUMPS • OVERHEAD DOORS

5977 Highway 135 N

Paragould, Arkansas 72450

Phone: 501-586-9767

Programming

Field Service

CAD Design

Cost: \$43,615.90

~~\$220~~

Estimated Monthly OnPing Charges \$417.50

Delivery: 4-6 Weeks Subject to Prior Sale

NOTES:

1. Taxes not included
2. Quote valid for 30 days
3. One year warranty on installation and hardware. 24-hour remote customer service.

We appreciate the opportunity, please feel free to call with any questions.

Jonathan Hill

Engineer

Jonathan Hill

Industrial Equipment of Arkansas, LLC

From: kaleb@cooperoverhead.com
Subject: Water Treatment Plant Demo
Date: Sep 20, 2021 at 10:37:38 AM
To: bhaynes58@yahoo.com

Brandon,

This email is in reference to our conversation earlier today, the monthly cost will go down from \$470 to \$220.

Thank you,

Kaleb Sanduksy

Outside Sales Specialist

Cooper Industries, LLC

Installation-Service-Sales

cooperoverhead.com



5977 Hwy 135 N

Paragould, Arkansas 72450

Cell: 870-565-6249

Office: 870-586-0742

August 19, 2021

Stacey L. Travis
Administrative Asst./Utility Billing
Brandon Haynes
Water & Wastewater Superintendent
P.O. Box 443
303 West Hale Avenue
Osceola, AR 72370

Ms. Travis and Mr. Haynes,

We appreciate to opportunity to discuss your control system needs and look forward to working with you and the water department.

I have provided 2 options to do this project. Please excuse the long and detailed explanations here but I felt the need to explain what I am doing and why.

Quote A provides a lower cost and uses the HMI (human machine interface) software that comes with the Epic controller called Groov. I can also throw in a Pac Project Pro package which includes another HMI software called Pac Display which although it is an older product, it can provide a nice water plant system control interface at no software cost. The primary downside to Pac Display is that it is not browser based, and therefore, it will not run on a cell phone and needs to be used with a VPN if viewed remotely. Groov can be used to supplement the HMI system by providing a cell phone remote interface that is SSL secure. In my opinion, Groov by itself is too limited and too awkward to program for a larger system, so using it primarily for cell or android tablet interface is doable and will work fine.

Going forward into the future for this water plant, I don't think this is the best option, but it will work. The reasons are that it is using 2 separate pieces of software and Pac Display is already an older generation package. Groov by itself is really not suited to run the whole plant and has its limitations.

Having said all this, Pac Display will provide acceptable displays and charts of tank levels, pump flow rates, and so on and Groov will provide cell or tablet remote access.

Quote B provides far more flexibility and sophistication in the display and analysis capabilities in a state of the art Ignition HMI/SCADA software package.

In this case I have configured the smallest practical software package from Ignition to keep the costs down. This package will provide up to 3 simultaneous display clients which includes remote connected cell phones, remote desktop viewing and control and locally in the plant HMI. What this means is any combination of 3 view clients can attach at the same time.

This package will also include a database and a data tag historian which allows me to configure various tank and pump trends that are much more sophisticated than quote A and can be cross-referenced to each other.

The other advantage of choosing this package is that any programming I do on it as well as the package costs are going to be used going forward. This package can be expanded to include whatever features you may decide to include in the future without starting from scratch. If you decide to do quote A now, and then later choose to switch to an Ignition package, you'll be throwing away any programming time that was spent to create quote A package, and you'll still have to buy the same package as in quote B.

Quote #2422A Control System Addition

The following project shall provide all the materials necessary to connect, read and control the existing 2 elevated water towers and the existing remotely located well pump. The following materials and labor provided by The Automate Co., LLC are provided, installed, programmed and configured as noted:

1. Provide, install, configure and startup the following at 2 elevated water towers:
 - a. Remove, calibrate, and reinstall pressure transmitters, provide mounting of pressure transmitter.
 - b. Freeze proofing measures of pressure transmitter existing pilot water tap to include heat trace as necessary.
 - c. Heaters in the enclosures of all three elevated water towers.
 - d. 1 - Opto22 RIO (2 total remote IO) module in enclosure.
 - e. Complete rewire of enclosure including terminal blocks, fuse blocks, PVC wire troughs, and wire labels as necessary.
 - f. Temperature sensor for monitoring and alarming of enclosure temperature and control of heater elements.
 - g. Analog and discreet power supplies as required.
 - h. UPS system comprised of a DC power supply, battery charger, UPS module, and AC inverter to provide power during outage up to 24 hours.
 - i. 2 - 35 AH sealed lead acid batteries for UPS system.
 - j. Surge arrestor on main power.
 - k. Mikrotik router and switch for connection to ATT Ethernet drop.
 - l. 3 - 3/4" Erico ground rods CAD welded to #2/0 bare copper wire and terminated in pump panel and pump control panel.
2. Provide, install, configure and startup the following at the existing remote well pump:
 - a. 1 - Opto22 RIO module in enclosure.
 - b. Complete rewire of enclosure including terminal blocks, fuse blocks, PVC wire troughs, and wire labels as necessary.
 - c. Analog and discreet power supplies as required.
 - d. UPS system comprised of a DC power supply, battery charger, UPS module, and AC inverter to provide power during outage up to 24 hours.
 - e. 2 - 35 AH sealed lead acid batteries for UPS system.

- f. Surge arrestor on main power.
- g. Mikrotik router and switch for connection to ATT Ethernet drop.
- h. 3 – ¾" Erico ground rods CAD welded to #2/0 bare copper wire and terminated in pump panel and pump control panel.
3. Rehabilitate the main control system enclosure at water plant to include the following:
 - a. Rewire as necessary main control system enclosure. Install terminal blocks, fuse blocks, wire labeling, and PVC wire troughs. Reroute all wiring through wire troughs and use zip ties as necessary to clean up existing state of disrepair.
 - b. Reinstall/remount Epic controller.
 - c. Add IO cards as necessary to Epic controller to provide inputs for existing ground storage tanks.
 - d. Remove all dry pair communication systems.
 - e. Remove and replace batteries in existing UPS.
 - f. Add and run new 120 volt ac line to existing ATT drop from UPS backed power in main control panel.
 - g. Remove existing chart recorders for tanks.
 - h. 1 – Mikrotik CCR2004-16G-2S+ router and switch with 16 copper gigabit ports and 2 – 10 gigabit fiber ports. Connects the existing ATT drop and all other ethernet equipment in water plant.
 - i. 1 – Intel NUC10i7FNH1 mini-pc for HMI operation.
 - j. Install customer provided 24" Dell Touch screen and wall mount bracket.
4. Program new system to include the following:
 - a. Display all tank levels graphically and digitally.
 - b. Display and control of tank level set points to provide lead/lag operation of existing high service pumps.
 - c. Control strategy based on lowest tower starts first HS pump, second HS pump starts with next lowest set point on either tower.
 - d. First tower Hi Level set point stops either or both pumps.
 - e. Trend 2 elevated water towers.
 - f. Trend 2 ground storage tanks.
 - g. Alarm set points for 2 elevated water towers.
 - h. Alarm set points for 2 ground storage tanks.
5. Complete AutoCad 2018 Electrical drawings on all modifications performed.
6. Systems installed by The Automate Co. LLC are parts and labor guaranteed for 1 year from date of completion. Travel expenses are not included.
7. All shipping included.
8. Taxes not included.
9. The Automate Company LLC is fully insured. Insurance certification provided upon request.
10. This quote is good for 90 days.

11. Contract terms shall be 50% upon receipt of signed purchase order. No work shall begin until receipt of initial payment. Balance of contract in 30 days after acceptance of completion.
12. Customer requirements:
 - a. The grounding systems or any conduit earth work will be performed by the customer.
 - b. The customer shall provide trenching for the grounding cable install at each remote site. Trenching shall be approximately 30 feet long each x minimum of 18" deep.
 - c. The customer shall provide labor to bury the 3/4" x 8' long ground rods to full depth with top of rod below surface.
 - d. The Automate Company shall provide copper cable, ground rods and all materials and labor to provide CAD welding.
 - e. This quote assumes all existing customer hardware to be fully functioning. Any required hardware found to not be in operational condition shall be supplied by The Automate Co., LLC. at cost plus 10%.
 - f. The Automate Co., LLC shall reduce the contract price by the cost of any hardware the customer may have that was included in the contract price. This is referring specifically to any Opto22 RIOs the customer may have.

Lump Sum Contract Price:.....\$34,965

Quote #2422B Control System Addition

This quote contains all of the items stated in quote A above with the following exceptions and additions.

1. Refurbishment of all three Foxboro pressure transmitters (located at towers) and addition of digital pressure display on transmitter. Allows operator to see tank level while on site.
2. Software licensed package of Ignition 8.1 that includes:
 - a. This license is yours and will be provided to you and the city upon completion of this contract.
 - b. Ignition Platform includes:
 1. Core drivers: Modbus Driver, UDP and TCP Driver, BACnet Driver, Allen-Bradley Driver Suite, Siemens Driver Suite, DNP3 Driver, Omron Driver.
 2. Unlimited data tags. These are data registers that allow the system to read write and store data, such as a tank level, a pump status, a flow rate, etc.
 3. Unlimited designer clients. This allows unlimited number of design sessions in developing or modifying the HMI.
 4. Connectivity to any major PLC and database with built-in SQL database connectivity and the included OPC UA Server Module and core drivers.
 - c. 3 – Perspective clients. These are the browser based clients which are essentially a control system display of anything programmed in the HMI for

The ***AutoMate***
Company, LLC

operator access, control and monitoring. Each client consists of opening a browser window on a PC, android, Apple, Mac PC or tablet and connecting to the Ignition Server. Each client can connect from anywhere internet access exists or from anywhere on the plant network. This license allows up to 3 clients to connect at the same time.

- d. Tag Historian. Allows Ignition to create a full featured SQL database on all tags programmed as part of this contract. This means any tag (such as tank level or flowrate or flow totals) can be tract and trended over the long term with recall of any date and time.
 - e. Opto 22 groov Epic SNAP PAC Driver. This allows Ignition to connect to any of the Opto22 Pac Control and Epic products.
3. The additional labor to install, configure, and program the Ignition package to suite. This requires more time and effort to deliver but provides many more benefits than Pac Display and Groov. This is especially true going forward, this package can expand to provide complete control and monitoring of your existing water and waste water operations.

Lump Sum Contract Price:.....\$53,861

We look forward to working with you on this project and more into the future.

Sincerely,

Barrett Davis
The AutoMate Co., LLC.

RESOLUTION NO. 2021-_____

A RESOLUTION APPROVING PRUCHASE OF GARBAGE BAGS FROM JADCORE

WHEREAS, the City of Osceola, acting by and through its City Council, has found that the City of Osceola and the Osceola Sanitation Department are in need of garbage bags for its residential customer and for sale at the teller window; and

WHEREAS, Jadcore, LLC responded to the City's published competitive bid and was the only bid submitted for the bid opening on Sept. 30, 2021; and

WHEREAS, the Jadcore bid is \$43,439.76 for 1014 cases of 1.5 Mil, Black garbage bags; and

WHEREAS, the City provides two rolls of 50-count bags to each residential customer per year; and

WHEREAS, the City currently offers the bags for sale for \$10 per roll; and

WHEREAS, the quote is provided in the council meeting packet.

NOW THERFORE, BE IT RESOLVED BY THE CITY OF OSCEOLA. ARKANSAS that the Mayor is hereby authorized to purchase these bags at his quoted price.

PASSED AND APPROVED THIS 18th DAY OF OCTOBER, 2021.

Sally Wilson, Mayor

ATTEST:

Jessica Griffin. City Clerk

Steve,

See attached for your quote on 26 pallets which is a full truckload. 52 pallets would be 2 full trucks and price per case is the same for each truckload.

We are currently around 18-20 weeks for lead time so let me know ASAP if you need another 26 pallets in.

Thanks!

Chris Doti

Account Manager

D: 812-234-2724 ext 267

F: 812-466-9460

revolutioncompany.com



PO# Sanitation Dept

9/9/2021

City of Osceola, AR

Quantity	Color	Dimensions	Gauge	Bags/CS	Cs WT	Cs/Skid	Case Price	Total
1014 cases	Black	31x40	1.50	6x50-300	36.0	39	\$42.84	\$43,439.76

*on 1.5" core w/ties

Price includes delivery to Osceola, AR 72370

Nov. 19, 2020 29.34

46.7%

RESOLUTION NO. 2021-_____

A RESOLUTION AUTHORIZING A REFINANCING CONTRACT BETWEEN THE CITY
OF OSCEOLA AND BANCORP SOUTH FOR HEIL FRONT LOADER

WHEREAS, the City of Osceola, acting by and through its City Council, has found that the City's Street and Sanitation Department is in continued need of its current front load body garbage truck; and

WHEREAS, the City can contract with Bancorp South to refinance its \$150,000 existing balloon note for its 2019 Autocar Heil Front Loader truck for three (3) years at a 2.41% lease rate; and

WHEREAS, the monthly payment of \$4,323.29 is included in the city budget; and

WHEREAS, it is in the best interest of the City of Osceola to enter into a Lease Agreement with Bancorp South for the lease of said front loader truck.

NOW THEREFORE, BE IT RESOLVED BY THE CITY OF OSCEOLA, ARKANSAS that the Mayor is hereby authorized to negotiate a Lease Agreement with Bancorp South on behalf of the City of Osceola, Arkansas.

PASSED AND APPROVED THIS 18th DAY OF OCTOBER, 2021.

Sally Wilson, Mayor

ATTEST:

Jessica Griffin, City Clerk





9/9/2021

Sent via: snc822@gmail.com

City of Osceola
P.O. Box 443
Osceola, AR 72370

It is a pleasure to submit for your consideration the following proposal to provide lease-purchase financing based on the terms and conditions set forth below:

1. Lessor: BancorpSouth Equipment Finance, a division of BancorpSouth Bank
2. Lessee: City of Osceola
3. Equipment Description 2019 Autocar w- Heil Front Loader
Finance balloon #70611-016
4. Equipment Cost: \$150,000.00
5. Lease Term: 3 Years
6. Lease Payments: (These are approximate payment amounts. The actual payment will be determined at funding date.)

36 monthly payments of \$4,323.29
7. Lease Rate: **36 – 2.41%**
8. Funding Date: This proposal is contingent upon the equipment being delivered and the lease funded before 11/15/2021 . Any extension of the funding date must be in writing.
9. Purchase Option: Title is passed to Lessee at lease expiration for no further consideration.

10. Non-appropriation/Termination: The lease provides that Lessee is to make reasonable efforts to obtain funds to satisfy the obligation in each fiscal year. However, the lease may be terminated without penalty in the event of non-appropriation. In such event, the Lessee agrees to provide an attorney's opinion confirming the events of non-appropriation and Lessee's exercise of diligence to obtain funds.

11. Bank Qualification: This lease-purchase financing shall be designated as a bank qualified tax-exempt transaction as per the 1986 Federal Tax Bill. **This means that the Lessee's governing body will pass a resolution stating that it does not anticipate issuing more than \$10 million in General Obligation debt or other debt falling under the Tax Bill's definition of qualifying debt during the calendar year that the lease is funded.**

12. Tax Status: This proposal is subject to the Lessee being qualified as a governmental entity or "political subdivision" within the meaning of Section 103(a) of the Internal Revenue Code of 1954 as amended, within the meaning of said Section. Lessee agrees to cooperate with Lessor in providing evidence as deemed necessary or desirable by Lessor to substantiate such tax status.

13. Net Lease: This will be a net lease transaction whereby maintenance, insurance, taxes (if applicable), compliance with laws and similar expenses shall be borne by Lessee.

14. Financial Statements: Complete and current financial statements must be submitted to Lessor for review and approval of Lessee creditworthiness.

15. Lease Documentation: This equipment lease-purchase package is subject to the mutual acceptance of lease-purchase documentation within a reasonable time period, otherwise payments will be subject to market change.

If the foregoing is acceptable, please so indicate by signing this letter in the space provided below and returning it to BancorpSouth Equipment Finance. **The proposal is subject to approval by BancorpSouth Equipment Finance's Credit Committee and to mutually acceptable terms, conditions and documentation.**

This proposal expires as of the close of business on 10/23/2021. Extensions must be approved by the undersigned.

Any concerns or questions should be directed to Bob Lee at 1-800-222-1610.

Bob Lee

Bob Lee
Municipal Finance Manager

ACKNOWLEDGMENT AND ACCEPTANCE

By: _____
Title

Date: _____

RESOLUTION NO. 2021-_____

A RESOLUTION AUTHORIZING A REFINANCING CONTRACT BETWEEN THE CITY
OF OSCEOLA AND BANCORP SOUTH FOR WESTERN STAR LOADER

WHEREAS, the City of Osceola, acting by and through its City Council, has found that the City's Street and Sanitation Department is in continued need of its current Western Star knuckleboom loader; and

WHEREAS, the City can contract with Bancorp South to refinance its \$75,348 existing ballon note for its 2019 Western Star Peterson Loader truck for three (3) years at a 2.41% lease rate; and

WHEREAS, the monthly payment of \$2,171.67 is included in the city budget; and

WHEREAS, it is in the best interest of the City of Osceola to enter into a Lease Agreement with Bancorp Couth for the lease of said Western Star loader truck.

NOW THERFORE, BE IT RESOLVED BY THE CITY OF OSCEOLA, ARKANSAS that the Mayor is hereby authorized to negotiate a Lease Agreement with Bancorp South on behalf of the City of Osceola, Arkansas.

PASSED AND APPROVED THIS 18th DAY OF OCTOBER, 2021.

Sally Wilson, Mayor

ATTEST:

Jessica Griffin, City Clerk



9/9/2021

Sent via: snc822@gmail.com

City of Osceola
P.O. Box 443
Osceola, AR 72370

It is a pleasure to submit for your consideration the following proposal to provide lease-purchase financing based on the terms and conditions set forth below:

1. Lessor: BancorpSouth Equipment Finance, a division of BancorpSouth Bank
2. Lessee: City of Osceola
3. Equipment Description 2019 Western Star w- Petersen Loader
Finance balloon #70611-015
4. Equipment Cost: \$75,348.00
5. Lease Term: 3 Years
6. Lease Payments: (These are approximate payment amounts. The actual payment will be determined at funding date.)

36 monthly payments of \$2,171.67
7. Lease Rate: **36 – 2.41%**
8. Funding Date: This proposal is contingent upon the equipment being delivered and the lease funded before 10/25/2021 . Any extension of the funding date must be in writing.
9. Purchase Option: Title is passed to Lessee at lease expiration for no further consideration.

10. Non-appropriation/Termination: The lease provides that Lessee is to make reasonable efforts to obtain funds to satisfy the obligation in each fiscal year. However, the lease may be terminated without penalty in the event of non-appropriation. In such event, the Lessee agrees to provide an attorney's opinion confirming the events of non-appropriation and Lessee's exercise of diligence to obtain funds.

11. Bank Qualification: This lease-purchase financing shall be designated as a bank qualified tax-exempt transaction as per the 1986 Federal Tax Bill. **This means that the Lessee's governing body will pass a resolution stating that it does not anticipate issuing more than \$10 million in General Obligation debt or other debt falling under the Tax Bill's definition of qualifying debt during the calendar year that the lease is funded.**

12. Tax Status: This proposal is subject to the Lessee being qualified as a governmental entity or "political subdivision" within the meaning of Section 103(a) of the Internal Revenue Code of 1954 as amended, within the meaning of said Section. Lessee agrees to cooperate with Lessor in providing evidence as deemed necessary or desirable by Lessor to substantiate such tax status.

13. Net Lease: This will be a net lease transaction whereby maintenance, insurance, taxes (if applicable), compliance with laws and similar expenses shall be borne by Lessee.

14. Financial Statements: Complete and current financial statements must be submitted to Lessor for review and approval of Lessee creditworthiness.

15. Lease Documentation: This equipment lease-purchase package is subject to the mutual acceptance of lease-purchase documentation within a reasonable time period, otherwise payments will be subject to market change.

If the foregoing is acceptable, please so indicate by signing this letter in the space provided below and returning it to BancorpSouth Equipment Finance. **The proposal is subject to approval by BancorpSouth Equipment Finance's Credit Committee and to mutually acceptable terms, conditions and documentation.**

This proposal expires as of the close of business on 10/23/2021. Extensions must be approved by the undersigned.

Any concerns or questions should be directed to Bob Lee at 1-800-222-1610.

Bob Lee

Bob Lee
Municipal Finance Manager

ACKNOWLEDGMENT AND ACCEPTANCE

By: _____
Title

Date: _____