



CITY COUNCIL MEETING

MONDAY

SEPTEMBER 21, 2020

5:00 P.M.

OSCEOLA CITY COUNCIL REGULAR MEETING
September 21, 2020 **5:00 P.M.**
303 HALE AVENUE - COUNCIL CHAMBERS

1. PRAYER
2. MEETING CALLED TO ORDER, Roll call by City Clerk Jessica Griffin
3. ACTION: MINUTES: August 17th Regular City Council meeting and Special-called meeting on August 13th and August 28th
4. REPORTS
 - a. Chamber of Commerce, SHIFT and VECTOR
 - b. Department Reports – included in packets, City Financial Report – Melissa Brothers
 - c. Council Committee Reports.
 - Public Works meeting held at 1:00 on Friday, August 21st – Gary Cooper
 - Parks/Rec meeting held at 4:00 on Wednesday, Sept. 16th – Sandra Brand
 - Utilities ~~on Sept 9th~~ – Tyler Dunegan
 - Police/Fire/Animal Control meeting held at 1:00 on Wednesday, Sept. 16 – Stan Williams
 - Code Enforcement ~~on Sept 2nd~~ – Greg Baker
 - Finance/Purchasing meeting held at 2:00 on Thursday, Sept. 17– Linda Watson
5. BUSINESS
 - a. Resolution: Purchase 3500 RAM truck & 1500 truck for \$15,888 with Plum Point Power Services restricted funds, USDA RD grant & Trade-in – Police, Fire Animal Control Committee
 - b. Authorize hiring of essential personnel at Osceola Municipal Jail and Police Department – Police, Fire Animal Control Committee
 - c. Resolution: Approve 7.0 Mill tax for one year
 - d. Resolution: Approve approximate \$185,000 Reimbursement from future bond to finance our AMI, Advanced metering infrastructure system – Michele Allgood & Finance Committee
 - e. Ordinance: Reducing speed limit on Ermen Lane from 35 mph to 25 mph and declaring emergency – Tyler Dunegan (not through Police Committee)
 - f. Information: United for a Clean Osceola project, October 17th to 24th – Improvement Task Force, Big River Steel and Pastors’ Team, www.volunteerAR.org enter “Osceola, AR”
6. MEETING SCHEDULE
 - 1) Music Tourism meeting at Chamber – Tuesday, September 22nd @ 5:45
 - 2) Grants Alert Team on Tuesday, Sept 22nd @ 2:00, OPAR
 - 3) Community Improvement Task Force – Fridays @ 10:30, Sept 25th and Oct 9th
 - 4) Deadline to complete Census, Wednesday, September 30th
 - 5) Upcoming council committee meetings;
 - Friday, Sept 25th; Public Works, Chair Gary Cooper @ 1:00
 - Wednesday, Oct 7th; Code Enforcement, Chair Greg Baker @ 2:00,
 - Wednesday, Oct 14th; Utility @ 2:00 Chair Tyler Dunegan,
Police/Fire/AC @ 3:00 Chair Stan Williams
OPAR @ 4:00 Chair Sandra Brand
 - Thursday, Oct. 15th; Finance @ 4:00 Chair Linda Watson

INDEX

CONTENTS:

AGENDA

MINUTES

POLICE DEPARTMENT

FIRE DEPARTMENT

ELECTRIC DEPARTMENT

WATER AND SEWER

CODE ENFORCEMENT

STREET, SANITATION, MOSQUITO CONTROL

ANIMAL CONTROL

OPAR DEPARTMENT

PLANNING COMMISION

CITY TREASURER'S REPORT

OML&P DEPARTMENT FINANCIAL

BALANCE SHEET

PROFIT & LOSS STATEMENT

VENDOR LIST

CHARGE-OFF LIST

CITY OF OSCEOLA CITY COUNCIL MEETING

OSCEOLA, ARKANSAS

REGULAR MEETING

August 17, 2020

The Osceola City Council met in Regular Session at the Council Chambers, located at 303 West Hale Avenue, Osceola, Arkansas. The meeting took place on August 17, 2020 at 5:00pm.

Officers present: Sally Wilson, Mayor
Jessica Griffin, City Clerk/Treasurer
Catherine Dean, City Attorney

Council Members Present: Sandra Brand, Linda Watson, Greg Baker, Tyler Dunegan, Stan Williams, Gary Cooper

Others Present: Steve Choals, Street/Sanitation Dept.
Ed Richardson, Code Enforcement
Michael Ephlin, OPAR Director
Jane Stanford, Human Resources
Julie Wakefield, Code Enforcement
Ollie Collins, Police Chief
Phillip Adcock, Electric Dept.
Stacey Travis, Admin Asst.

Others in Attendance: Sherri Adams

Mayor Wilson called meeting to order and Jessica Griffin called role. All Council Members were present.

Linda Watson made a motion to approve the July Regular and Special Meeting minutes. Motion was seconded by Stan Williams. All Council members were in favor. Sandra Brand abstained from voting since she was absent during the meeting.

Sherri Adams came forward with the Chamber report.

Melissa Brothers presented the financial report.

MONTHLY REPORTS ARE AS FOLLOWS:

Next on the agenda, Phillip Adcock spoke to the Council about the purchase of a pickup truck for the Electric Department in the amount of \$18,047. (\$15,825 of that is money from the insurance claim). Motion was made by Gary Cooper and seconded by Sandra Brand to approve the purchase of the truck.

Michael Ephlin came forward with a resolution. Jessica introduced it and reads as follows:

tabled

Resolution No.

WHEREAS, The City of Osceola Arkansas seeks to improve the recreation facilities, Osceola Florida Park Tennis Courts, and wishes to seek grant funding assistance; and

WHEREAS, in order to obtain the funds necessary to develop and/or improve the site for such a recreation area, it is necessary to obtain an Outdoor Recreation Matching Grant from the Arkansas Department of Parks, Heritage and Tourism; and

WHEREAS, the plans for such recreation areas have been prepared and the price therefore has been established; and

WHEREAS, this governing body understands the grantee and grantor will enter into a binding agreement which obligates both parties to policies and procedures contained within the Outdoor Recreation Matching Grant Application Guide, including, but not limited to, the following; the park area defined by the project boundary map, submitted with the application, must remain in outdoor recreation use in perpetuity, regardless if the property is bought or developed with matching grant funds and; all future overhead utility lines within the project boundary must be placed underground and; the project area must remain open and available for use by the public at all reasonable times of the day and year; facilities can be reserved for special events, league play, etc. but cannot be reserved, leased or assigned for exclusive use, and; the project area must be kept clean, maintained, and operated in a safe and healthful manner.

The Osceola City Council is well aware and apprised of the above-mentioned project, and will provide the local portion of the development cost of the entire project.

NOW, THEREFORE, BE IT RESOLVED by the City Council of Osceola, Arkansas that the Mayor is hereby authorized to make application to the Arkansas Department of Parks, Heritage and Tourism for assistance to develop recreational facilities for the City/County.

Passed this 17th day of AUGUST, 2020.

APPROVED _____

SP-20-0019 Official Vehicle Specifications & Pricing

ITEM 9

TYPE PBA 10011622

Standard Size Pickup, 1/2 Ton

Regular Cab

4 X 2

Dealer Name: STEVE LANDERS CHRYSLER DODGE JEEP

Vehicle Make/Model: 2020 RAM 1500 CLASSIC REGULAR CAB

Model Code: DS1L61

City MPG Estimate: 17

Highway MPG Estimate: 25

CO-OP Purchasing One Way Delivery Charge Per Mile: \$1.50

[Back to Table of Contents](#)

VEHICLE BID PRICE: \$18,047.00

Body & Chassis	Base Vehicle Minimum Requirements	Enter Vehicle Specification and Manufacturer Codes (Fill-in Unshaded Blanks Only)
Regular Cab Pickup Truck	EPA Classified as Standard Pickup Truck	
Gross Vehicle Weight Rating	6000 lbs.	
Wheelbase/CA	Mfg. Std. - List Size	120" WB 36.9 CA
Bed	Short Wide Bed	
Engine		
Engine Size	250 hp - List HP, Liters & Cylinders	3.6L V6 305 HP
Fuel Type	Gasoline	
Transmission/Drivetrain		
Automatic Transmission	Automatic - List Type, Speeds etc.	8 SPEED AUTOMATIC
Primary Drive Axle	Rear Wheel Drive	
Differential Type/Ratio	Mfg. Std. - List Ratio & Type	3.21
Electrical		
Alternator	Mfg. Std.	
Battery	Mfg. Std.	
Fuel Tank		
Fuel Capacity (Gals)	Mfg. Std. - List Amount in Gallons	26
Exterior		
Paint	One Color Paint	
Bumpers	Mfg. Std Front, Step-Type Rear	
License Plate Brackets	Front and Rear Brackets	
Windshield Washer	Windshield Washer & Multi-Speed Wipers	
Doors & Mirrors		
Doors	2 Full-Size Doors	
Mirrors	Two Outside, Right & Left. One Interior	
Interior		
Air Conditioning	AC Factory Installed	
Radio	Audio System with AM/FM Stereo	
Tilt Steering	Tilt Steering Wheel	
Steering	Power Steering	
Tinted Glass	Mfg. Std.	
Gauges/Indicators	Mfg. Std. - List Gauges and Indicators	FUEL-TEMP-OIL
Seats		
Seats	Mfg. Std., Colors Must Blend With Interior & Exterior Color	
Safety		
Brakes	Anti-Lock Brake System (ABS) - List Disc/Drums	4 WHEEL DISC AND ABS
Restraint System All Pass	Required	
Air Bags, Front, Both Sides	Required	

SP-20-0019 Official Vehicle Specifications & Pricing

Tires & Wheels		
Tires & Wheels	Mfg. Std. - List Size	P265/70R17
Spare	Mfg. Std. - List Size (Full or Space Saver)	FULL SIZE
Warranty		
Bumper to Bumper Warranty	3 Years or 36,000 miles, whichever comes first	
Drive Train Warranty	List Warranty	5 YEARS OR 100,000 MILES

ITEM 9	VEHICLE OPTIONS		Dealer Name: STEVE LANDERS CHRYS	
TYPE PBA Standard Size Pickup, 1/2 Ton Regular Cab 4 X 2 Back to Table of Contents				
Body & Chassis	Code	Option Minimum Requirement	Enter Optional Equip. Desc. & Mfg. Option Codes	Price
Bed	QH	Long Wide Bed	DS1L62 8'	\$300.00
Engine				
Gasoline Engine Upgrade	CC	315 Horsepower, List Liters & Cylinders	5.7L V8 395 HP	\$1,975.00
Flex Fuel	FFV	Add Flex Fuel		N/A
Engine Block Heater	HB	Add Block Heater	NHK	\$106.00
Diesel Engine	CA	Diesel Engine Factory Installed		N/A
Bio Diesel	BD	Bio Diesel with OEM Warranty		N/A
PTO	PTO	Power Take Off		N/A
CNG system	CNG	Alternative Fuel: CNG system shall include all components necessary to power vehicle with CNG.		N/A
Transmission/Drivetrain				
Skid Plate	KO	Add Skid Plate		N/A
Limited Slip Differential	LS	Limited Slip Differential	DSA	\$501.00
Electrical				
Daytime Running Lights	DL	Add Daytime Running Lights	LM1	\$56.00
Alternator	HA	Heavy Duty Alternator - List Amps		N/A
Batteries	DB	Dual Batteries		N/A
Power Outlet	EP	Add 12-Volt Power Outlet		N/A
Doors & Windows				
Deep Tinted Windows	TG	Add Deep Tinted Glass	TG	\$245.00
Power Windows & Door Locks	XX	Power Windows & Door Locks	AJH	\$769.00
Keyless Entry	KE	Keyless Entry	MUST SELECT XX	N/C
Interior				
Radio Upgrade	RU	Premium Audio System with AM/FM Stereo & MP3 Capability	UA1 BLUETOOTH	\$277.00
Cruise	PO	Cruise Control, Factory Installed		STD
Vinyl Floor	VF	Rubber/Vinyl Flooring		STD
Cloth Seats	CS	Cloth Seats	AJY	\$195.00
Front Buckets	FB	Front Bucket Seats with Console		N/A
Backup Camera	BR	Backup Camera		STD
Backup Sensor	BS	Backup Sensor	XAA	\$278.00
Tires & Wheels				
All Terrain Tires	AT	All Terrain Tires	TTB	\$328.00
Spare	WL	Mounted Full Size Spare		STD
Towing				
Towing	XO	Towing Package Including: Hitch, Wiring Harness, Upgraded Radiator, Transmission Cooler	TP	\$225.00
Electric Brake Controller	BC	Add Electric Brake Controller	XHC	\$319.00
Trailer Mirrors	TM	Manual Telescoping Trailer Mirrors	GPG	\$214.00
Towing Differential	BO	Differential for Extra Towing Capability	DMH 3.92	\$138.00

COMPANY: AR MUNICIPAL LEAGUE
COMPANY REP: REBECCA WILLIAMSON
INSURED: City of Osceola
CLAIMANT:

DATE OF LOSS 06/16/20

CLAIM #: 20-00544-001
ECLIPSE FILE HANDLER: KEITH SELBY

ECLIPSE FILE#: EA-02176

SALVAGE CONTRACT
Amounts:

2016 TO 2020 = 20%
2011 TO 2015 = 15%
1900 TO 2010 = 10%

All owner retains = 20%

SALVAGE MOVED TO: Pratts

ACV: \$16,825.00

PERCENTAGE OF ACV: 20

YEAR, MAKE, MODEL: 2017 Dodge Ram Reg Cab V-6

SALVAGE AMOUNT: \$3,365.00

NADA VALUE: \$16,825.00

DEALER QUOTES:

PRIOR DAMAGE:

ACV: \$16,825.00

STATES SALES TAX: \$-

LOCAL TAXES:

SETTLEMENT AMOUNT: \$16,825.00

LESS DEDUCTIBLE: \$1,000.00

LESS SALVAGE:

NET SETTLEMENT: \$15,825.00

LEIN HOLDER:

ACCOUNT NUMBER:

L.O.G. IN FILE?

CHECK #1 PAYABLE TO: City of Osceola

AMOUNT OF CHECK: \$15,825.00

CHECK#2 PAYABLE TO:

AMOUNT OF CHECK:

MAIL CHECK #1 TO: City of Osceola

MAIL CHECK#2 TO:

MUNICIPAL VEHICLE PROGRAM • P.O. BOX 38 • NORTH LITTLE ROCK, AR 72115

CHECK NO.

0052896

Prop Damage 20-00544-001 Property Damage
D/ 6/16/2020
Location: N. PEARL STREET, OSC
Claimant Name: OSCEOLA
Claims Payment Type: Part 2 Property Damg
Ref#: 61620-01

Check Number: 0052896
Claim Amount: 16,825.00
Ded. Paid : YES
Check Total: 15,825.00

THIS CHECK IS VOID WITHOUT A COLORED BORDER AND BACKGROUND PLUS A KNIGHT & FINGERPRINT WATERMARK ON THE BACK - HOLD AT ANGLE TO VIEW



MUNICIPAL VEHICLE PROGRAM
P.O. BOX 38
NORTH LITTLE ROCK, ARKANSAS 72115
(501) 374-3484

81-431829

Simmons First National
LITTLE ROCK, ARKANSAS 72201

Prop Damage 20-00544-001
Property Damage
D/ 6/16/2020

7/07/2020 \$*****15,825.00**

Fifteen Thousand Eight Hundred Twenty Five Dollars and No /100

OSCEOLA
P.O. Box 443
Osceola, AR 72370-0443

DATE	CHECK NO.
7/07/2020	0052896

AMOUNT
\$ *****15,825.00**
VOID AFTER 90 DAYS

Heidi K. Boyd

⑈0052896⑈ ⑆082900432⑆ 10690412⑈

The Council decided to table the resolution until a later date.

Mayor Wilson discussed the Clean Osceola project.

With there being no further business, motion was made by Greg Baker and seconded by Gary Cooper for meeting to be adjourned.


Jessica Griffin, City Clerk/Treasurer

Sally Wilson, Mayor

CITY OF OSCEOLA CITY COUNCIL MEETING

OSCEOLA, ARKANSAS

SPECIAL MEETING

August 13, 2020

The Osceola City Council met in Special Session at the Council Chambers, located at 303 West Hale Avenue, Osceola, Arkansas. The meeting took place on August 13, 2020 at 1:30pm.

Officers present: Sally Wilson, Mayor

Council Members Present: Linda Watson, Sandra Brand, Tyler Dunegan, Gary Cooper-- via Zoom.

Council Members Absent: Stan Williams and Greg Baker

Others Present: Stacey Travis, Administrative Assistant

Jane Stanford, Human Resources

Stacy called meeting to order and roll was called. All Council members were present, except Stan Williams and Greg Baker who were absent.

The first two resolutions were introduced:

2020-11
GRANT RESOLUTION
(Public Bodies)

A RESOLUTION OF THE CITY COUNCIL OF THE CITY OF OSCEOLA, ARKANSAS

AUTHORIZING AND PROVIDING FOR THE ACCEPTANCE OF A GRANT FOR THE PURPOSE OF PROVIDING A PORTION OF THE COST OF ACQUIRING, CONSTRUCTING, ENLARGING, IMPROVING, AND/OR EXTENDING ITS CITY ANIMAL SHELTER WITH INSTALLATION OF NEW HEATING AND AIR SYSTEM TO SERVE AN AREA LAWFULLY WITHIN ITS JURISDICTION TO SERVE.

WHEREAS, it is necessary for the CITY OF OSCEOLA, ARKANSAS to raise a portion of the cost of such undertaking by applying for grant assistance.

WHEREAS, the City intends to obtain assistance from the United States Department of Agriculture, (herein called the Government) acting under the provisions of the Consolidated Farm and Rural Development Act (7 U.S.C. 1921 et seq.) in the planning, financing, and supervision of such undertaking by the City.

NOW THEREFORE in consideration of the premises this City hereby resolves to accept a grant, if approved and funded by the Government, in an amount not to exceed \$ 3,000.00 under the terms offered by the Government; that the Mayor and City Clerk of the City are hereby authorized and empowered to take all action necessary or appropriate in the execution of all written instruments as may be required in regard to or as evidence of such grant; and to operate the facility under the terms offered in said grant agreement(s).

The vote was: Yeas 4 Nays 0 Absent 2

IN WITNESS WHEREOF, THE CITY COUNCIL of the CITY OF OSCEOLA, ARKANSAS has duly adopted this resolution and caused it

to be executed by the officers below in duplicate on this 13th day of August 2020

(Seal)

Attest:

Jessica Shuffin

Title CITY RECORDER TREASURER

CITY OF OSCEOLA, AR

,By

Sally Wilson


Title SALLY WILSON, MAYOR

CERTIFICATION TO BE EXECUTED AT GRANT CLOSING

I, the undersigned, as SECRETARY/RECORDER of the CITY OF OSCEOLA

hereby certify that the CITY COUNCIL of such City is composed of 6 members, of whom, 4
constituting a quorum, were present at a meeting thereof duly called and held on the 13th day of August, 2020
and that the foregoing resolution was adopted at such meeting by the vote shown above. I further certify that as of
the date of closing of the grant from the United States Department of Agriculture, said resolution remains in effect and
has not been rescinded or amended in any way.

Dated, this _____ day of _____ 2020



Title SECRETARY/RECORDER

2020-17
GRANT RESOLUTION
(Public Bodies)

A RESOLUTION OF THE CITY COUNCIL OF THE CITY OF OSCEOLA

AUTHORIZING AND PROVIDING FOR THE ACCEPTANCE OF A GRANT FOR THE PURPOSE OF PROVIDING A PORTION OF THE COST OF ACQUIRING, CONSTRUCTING, ENLARGING, IMPROVING, AND/OR EXTENDING ITS COMMUNITY CENTER INSTALLATION OF LED LIGHTING TO SERVE AN AREA LAWFULLY WITHIN ITS JURISDICTION TO SERVE.

WHEREAS, it is necessary for the CITY OF OSCEOLA to raise a portion of the cost of such undertaking by applying for grant assistance.

WHEREAS, the City intends to obtain assistance from the United States Department of Agriculture, (herein called the Government) acting under the provisions of the Consolidated Farm and Rural Development Act (7 U.S.C. 1921 et seq.) in the planning, financing, and supervision of such undertaking by the City.

NOW THEREFORE in consideration of the premises this City hereby resolves to accept a grant, if approved and funded by the Government, in an amount not to exceed \$ 7,000.00 under the terms offered by the Government; that the Mayor and Secretary/Recorder of the city are hereby authorized and empowered to take all action necessary or appropriate in the execution of all written instruments as may be required in regard to or as evidence of such grant; and to operate the facility under the terms offered in said grant agreement(s).

The vote was: Yeas 4 Nays 0 Absent 2

IN WITNESS WHEREOF, THE CITY COUNCIL of the CITY OF OSCEOLA has duly adopted this resolution and caused it

to be executed by the officers below in duplicate on this 13th day of AUGUST 2020

(Seal)

Attest:

Title SECRETARY/RECORDER

Jessica Duffen

CITY OF OSCEOLA

,By


Sally Wilson
SALLY WILSON

Title MAYOR

CERTIFICATION TO BE EXECUTED AT GRANT CLOSING

I, the undersigned, as CITY CLERK of the CITY OF OSCEOLA, ARKANSAS hereby certify that the CITY COUNCIL of such City is composed of 6 members, of whom, 4 constituting a quorum, were present at a meeting thereof duly called and held on the 13th day of August and that the foregoing resolution was adopted at such meeting by the vote shown above. I further certify that as of August 13, 2020 the date of closing of the grant from the United States Department of Agriculture, said resolution remains in effect and has not been rescinded or amended in any way.

Dated, this 13th day of August 2020

A handwritten signature in cursive script, reading "Jessica Driffin", written over a horizontal line.

Title CITY CLERK

Motion was made by Gary Cooper and seconded by Sandra Brand to approve the resolutions. All Council members were in favor.

Resolution was passed on August 13, 2020 and given number 2020-11.

Motion was made by Linda Watson and seconded by Sandra Brand to approve. All Council members were in favor.

Resolution was passed on August 13, 2020 and given number 2020-17.

The next resolutions were introduced:

RESOLUTION NO. 2020-12

**RESOLUTION TO OPEN CHECKING ACCOUNT WITH
FIRST NATIONAL BANK OF EASTERN ARKANSAS FOR
THE PURPOSE OF RECEIVING USDA FUNDS FOR A
COMMUNITY FACILITIES GRANT**

WHEREAS, the City of Osceola, Arkansas wishes to obtain a specific checking account with the First National Bank of Eastern Arkansas.

NOW, THEREFORE, be it resolved by the City Council of the City of OSCEOLA, Arkansas, as follows:

SECTION I. A checking account, checking account #1, will be established with the First National Bank of Eastern Arkansas on behalf of the City of Osceola, Arkansas for purpose of receiving USDA Rural Development-Community Facility Grant. Authorized signers for this account will be those as referenced in RESOLUTION 2019-05.

SECTION II. Establishment of this separate account is necessary for the procurement of USDA funding and reflected on the reconciliation page of the budget.

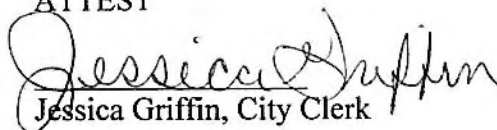
PASSED AND APPROVED this 13 day of August 2020.

CITY OF OSCEOLA, ARKANSAS

By: _____

Sally Longo Wilson, Mayor

ATTEST


Jessica Griffin, City Clerk

RESOLUTION NO. 2019-05

BE IT RESOLVED BY THE CITY COUNCIL OF THE CITY OF OSCEOLA, ARKANSAS THAT:

Regions Bank, BancorpSouth, First Commercial Bank and First National Bank of Eastern Arkansas, all of Osceola, Arkansas, be and they are hereby authorized and directed to accept the following signatures, effective immediately for the opening of accounts and withdrawal of funds for any and all accounts of the City of Osceola as follows:

- A.) All accounts of the City of Osceola including but not limited to general funds, payroll accounts, savings accounts, certificates of deposit, street fund, sanitation fund, police pension fund and fire pension fund and Utility Department Accounts of the City of Osceola, Arkansas:

Any two of the following:


Jessica Griffin -	Clerk/Treasurer
Sally Wilson -	Mayor
Gregory Baker -	Alderman

OR

Jane Stanford, Human Resource Manager may sign in the place of Jessica Griffin

BE IT FURTHER RESOLVED that the Mayor and City Clerk be and they are hereby authorized, empowered and directed to execute any and all documents reasonable and necessary to carry out the intents of this resolution.

PASSED AND APPROVED THIS 18th DAY OF FEBRUARY, 2019 IN REGULAR SESSION.


Sally Wilson, Mayor

ATTEST:

Jessica Griffin, City Clerk

RESOLUTION NO. 2020-14

**RESOLUTION TO OPEN CHECKING ACCOUNT WITH
FIRST NATIONAL BANK OF EASTERN ARKANSAS FOR
THE PURPOSE OF RECEIVING USDA FUNDS FOR A
COMMUNITY FACILITIES GRANT**

WHEREAS, the City of Osceola, Arkansas wishes to obtain a specific checking account with the First National Bank of Eastern Arkansas.

NOW, THEREFORE, be it resolved by the City Council of the City of OSCEOLA, Arkansas, as follows:

SECTION I. A checking account, checking account #2, will be established with the First National Bank of Eastern Arkansas on behalf of the City of Osceola, Arkansas for purpose of receiving USDA Rural Development-Community Facility Grant. Authorized signer for this account will be those as referenced in RESOLUTION 2019-05.

SECTION II. Establishment of this separate account is necessary for the procurement of USDA funding and reflected on the reconciliation page of the budget.

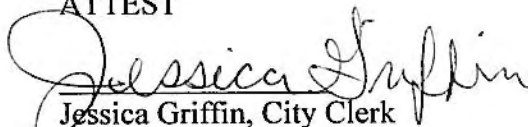
PASSED AND APPROVED this 13 day of August 2020.

CITY OF OSCEOLA, ARKANSAS

By: 

Sally Longo Wilson, Mayor

ATTEST


Jessica Griffin, City Clerk

RESOLUTION NO. 2019-05

BE IT RESOLVED BY THE CITY COUNCIL OF THE CITY OF OSCEOLA, ARKANSAS THAT:

Regions Bank, BancorpSouth, First Commercial Bank and First National Bank of Eastern Arkansas, all of Osceola, Arkansas, be and they are hereby authorized and directed to accept the following signatures, effective immediately for the opening of accounts and withdrawal of funds for any and all accounts of the City of Osceola as follows:

- A.) All accounts of the City of Osceola including but not limited to general funds, payroll accounts, savings accounts, certificates of deposit, street fund, sanitation fund, police pension fund and fire pension fund and Utility Department Accounts of the City of Osceola, Arkansas:

Any two of the following:

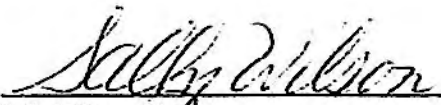
Jessica Griffin -	Clerk/Treasurer
Sally Wilson -	Mayor
Gregory Baker -	Alderman

OR

Jane Stanford, Human Resource Manager may sign in the place of Jessica Griffin

BE IT FURTHER RESOLVED that the Mayor and City Clerk be and they are hereby authorized, empowered and directed to execute any and all documents reasonable and necessary to carry out the intents of this resolution.

PASSED AND APPROVED THIS 18th DAY OF FEBRUARY, 2019 IN REGULAR SESSION.


Sally Wilson, Mayor

ATTEST:

Jessica Griffin, City Clerk

There are no notes as to who made the motion. If someone has those notes and can share, please let me know so I can correct this.

Resolution was passed on August 13, 2020, and given number 2020-12.

There are no notes as to who made the motion. If someone has those notes and can share, please let me know so I can correct this.

Resolution was passed on August 13, 2020, and given number 2020-14.

With there being no further business, meeting was adjourned.

Sally Wilson, Mayor

ATTEST:



Jessica Griffin, City Clerk/Treasurer

CITY OF OSCEOLA CITY COUNCIL MEETING

OSCEOLA, ARKANSAS

SPECIAL MEETING

August 28, 2020

The Osceola City Council met in Special Session at the Council Chambers, located at 303 West Hale Avenue, Osceola, Arkansas. The meeting took place on August 28, 2020 at 12:00pm.

Officers present: Sally Wilson, Mayor
Catherine Dean, City Attorney

Council Members Present: Linda Watson, Sandra Brand, Greg Baker, Tyler Dunegan, Stan Williams, and Gary Cooper

Others Present: Stacey Travis, Administrative Assistant
Jane Stanford, Human Resource
Michael Ephlin, OPAR

Stacy called meeting to order and roll was called. All Council members were present.

Resolution was introduced and reads as follows:

6

Resolution No. 2020-13-1

WHEREAS, The City of Osceola Arkansas seeks to improve the recreation facilities, Osceola Florida Park Tennis Courts, and wishes to seek grant funding assistance; and

WHEREAS, in order to obtain the funds necessary to develop and/or improve the site for such a recreation area, it is necessary to obtain an Outdoor Recreation Matching Grant from the Arkansas Department of Parks, Heritage and Tourism; and

WHEREAS, the plans for such recreation areas have been prepared and the price therefore has been established; and

WHEREAS, this governing body understands the grantee and grantor will enter into a binding agreement which obligates both parties to policies and procedures contained within the Outdoor Recreation Matching Grant Application Guide, including, but not limited to, the following; the park area defined by the project boundary map, submitted with the application, must remain in outdoor recreation use in perpetuity, regardless if the property is bought or developed with matching grant funds and; all future overhead utility lines within the project boundary must be placed underground and; the project area must remain open and available for use by the public at all reasonable times of the day and year; facilities can be reserved for special events, league play, etc. but cannot be reserved, leased or assigned for exclusive use, and; the project area must be kept clean, maintained, and operated in a safe and healthful manner.

The Osceola City Council is well aware and apprised of the above-mentioned project, and will provide the local portion of the development cost of the entire project.

NOW, THEREFORE, BE IT RESOLVED by the City Council of Osceola, Arkansas that the Mayor is hereby authorized to make application to the Arkansas Department of Parks, Heritage and Tourism for assistance to develop recreational facilities for the City/County.

Passed this 28th day of August, 2020

APPROVED

Sally Wick
Jessica Giffen

Mayor
City Clerk

Motion was made by Sandra Brand and seconded by Greg Baker to approve. All Council members were in favor.

Resolution was passed on August 28, 2020 and given number 2020-13-1.

The next resolution was introduced and reads as follows:

RESOLUTION NO. 2020- 15

A RESOLUTION AUTHORIZING A REFINANCING CONTRACT BETWEEN THE CITY
OF OSCEOLA AND BANCORP SOUTH FOR ROLL OFF TRUCK

WHEREAS, the City of Osceola, acting by and through its City Council, has found that the City is in continued need of a roll-off truck; and


WHEREAS, the City can contract with Bancorp South to refinance its \$94,020.00 existing balloon note for the roll-off truck for four (4) years; and

WHEREAS, the monthly payment of \$2,064.08 are included in the city budget; and


WHEREAS, it is in the best interest of the City of Osceola to enter into a Lease Agreement with Bancorp South for the lease of said roll-off truck.

NOW THEREFORE, BE IT RESOLVED BY THE CITY OF OSCEOLA, ARKANSAS that the Mayor and City Clerk are hereby authorized to negotiate a Lease Agreement with Bancorp South on behalf of the City of Osceola, Arkansas.

PASSED AND APPROVED THIS 28th DAY OF AUGUST, 2020.


Sally Wilson, Mayor

ATTEST:


Jessica Griffin, City Clerk



8/24/2020

Sent via: snc822@gmail.com

City of Osceola
P.O. Box 443
Osceola, AR 72370

It is a pleasure to submit for your consideration the following proposal to provide lease-purchase financing based on the terms and conditions set forth below:

1. Lessor: BancorpSouth Equipment Finance, a
division of BancorpSouth Bank
2. Lessee: City of Osceola
3. Equipment Description: Re-finance Contract # 70611-0012
4. Equipment Cost: \$94,020.00 (due 8/31/2020)
5. Lease Term: 4 Years
6. Lease Payments: (These are approximate payment amounts. The
actual payment will be determined at funding
date.)
48 monthly payments of \$2,064.08
7. Lease Rate: **48 – 2.59%**
8. Funding Date: This proposal is contingent upon the equipment
being delivered and the lease funded prior to
increase in current prime rate of 3.25% . Any
Extension of the funding date must be in writing.
9. Purchase Option: Title is passed to Lessee at lease expiration for no
further consideration.
10. Non-appropriation/Termination: The lease provides that Lessee is to make reasonable
efforts to obtain funds to satisfy the obligation in each fiscal year. However, the lease may be
terminated without penalty in the event of non-appropriation. In such event, the Lessee agrees to
provide an attorney's opinion confirming the events of non-appropriation and Lessee's exercise of
diligence to obtain funds.

11. Bank Qualification: This lease-purchase financing shall be designated as a bank qualified tax-exempt transaction as per the 1986 Federal Tax Bill. **This means that the Lessee's governing body will pass a resolution stating that it does not anticipate issuing more than \$10 million in General Obligation debt or other debt falling under the Tax Bill's definition of qualifying debt during the calendar year that the lease is funded.**

12. Tax Status: This proposal is subject to the Lessee being qualified as a governmental entity or "political subdivision" within the meaning of Section 103(a) of the Internal Revenue Code of 1954 as amended, within the meaning of said Section. Lessee agrees to cooperate with Lessor in providing evidence as deemed necessary or desirable by Lessor to substantiate such tax status.

13. Net Lease: This will be a net lease transaction whereby maintenance, insurance, taxes (if applicable), compliance with laws and similar expenses shall be borne by Lessee.

14. Financial Statements: Complete and current financial statements must be submitted to Lessor for review and approval of Lessee creditworthiness.

15. Lease Documentation: This equipment lease-purchase package is subject to the mutual acceptance of lease-purchase documentation within a reasonable time period, otherwise payments will be subject to market change.

If the foregoing is acceptable, please so indicate by signing this letter in the space provided below and returning it to BancorpSouth Equipment Finance. **The proposal is subject to approval by BancorpSouth Equipment Finance's Credit Committee and to mutually acceptable terms, conditions and documentation.**

This proposal expires as of the close of business on 10/15/2020. Extensions must be approved by the undersigned.

Any concerns or questions should be directed to Bob Lee at 1-800-222-1610.

Bob Lee
Bob Lee
Municipal Finance Manager

ACKNOWLEDGMENT AND ACCEPTANCE

By: *Sally Wilson* *Mayor*
Title

Date: *8/28/20*

Motion was made by Gary Cooper and seconded by Linda Watson to approve. All Council members were in favor.

Resolution was passed on August 28, 2020, and given number 2020-15.

The next resolution reads as follows:

RESOLUTION NO. 2020-16

**RESOLUTION TO OPEN CHECKING ACCOUNT WITH
FIRST NATIONAL BANK OF EASTERN ARKANSAS FOR
THE PURPOSE OF RECEIVING USDA FUNDS FOR A
COMMUNITY FACILITIES GRANT**

WHEREAS, the City of Osceola, Arkansas wishes to obtain a specific checking account with the First National Bank of Eastern Arkansas.

NOW, THEREFORE, be it resolved by the City Council of the City of OSCEOLA, Arkansas, as follows:

SECTION I. A checking account, checking account #3, will be established with First National Bank of Eastern Arkansas on behalf of the City of Osceola, Arkansas for purpose of receiving a USDA Rural Development-Community Facility Grant. Authorized signers for this account will be those as reference in RESOLUTION 2019-05.

SECTION II. Establishment of this separate account is necessary for the procurement of USDA funding and reflected on the reconciliation page of the budget.

PASSED AND APPROVED this 28 day of Aug. 2020.

CITY OF OSCEOLA, ARKANSAS

By: Sally Longo Wilson
Sally Longo Wilson, Mayor

ATTEST

Jessica Griffin
Jessica Griffin, City Clerk

RESOLUTION NO. 2019- 05

BE IT RESOLVED BY THE CITY COUNCIL OF THE CITY OF OSCEOLA, ARKANSAS THAT:

Regions Bank, BancorpSouth, First Commercial Bank and First National Bank of Eastern Arkansas, all of Osceola, Arkansas, be and they are hereby authorized and directed to accept the following signatures, effective immediately for the opening of accounts and withdrawal of funds for any and all accounts of the City of Osceola as follows:

- A.) All accounts of the City of Osceola including but not limited to general funds, payroll accounts, savings accounts, certificates of deposit, street fund, sanitation fund, police pension fund and fire pension fund and Utility Department Accounts of the City of Osceola, Arkansas:

Any two of the following:


Jessica Griffin -	Clerk/Treasurer
Sally Wilson -	Mayor
Gregory Baker -	Alderman


OR

Jane Stanford, Human Resource Manager may sign in the place of Jessica Griffin

BE IT FURTHER RESOLVED that the Mayor and City Clerk be and they are hereby authorized, empowered and directed to execute any and all documents reasonable and necessary to carry out the intents of this resolution:

PASSED AND APPROVED THIS 18th DAY OF FEBRUARY, 2019 IN REGULAR SESSION.


Sally Wilson, Mayor

ATTEST:

Jessica Griffin, City Clerk


Motion was made by Tyler Dunegan and seconded by Stanley Williams to approve the resolution. All Council members were in favor.

Resolution was passed on August 28, 2020 and given number 2020-16.

With there being no further business, meeting was adjourned.

Sally Wilson, Mayor

ATTEST:

A handwritten signature in black ink, appearing to read "Jessica Griffin", written over a horizontal line.

Jessica Griffin, City Clerk/Treasurer

OSCEOLA POLICE DEPARTMENT

Monthly Report for

August-20

**Ollie Collins
Chief of Police**

OSCEOLA POLICE DEPARTMENT
BONDS & FINES ACCOUNT
Aug-20

Register Ending Balance	\$	4,869.09	
Bonds Payable	\$	4,868.00	
General	\$	1.09	
Checks & Deposit Slips	\$	-	
Checkbook Balance			<u>4,869.09</u>

TIME PAYMENTS SUMMARY

Accounts Receivable	7/31/2020	\$ 1,899,458.40
---------------------	-----------	-----------------

New charges	\$ 41,815.00
Finance charge	\$16,180.00

Appeals	\$	-
Bond Transfer	\$	-
Community Service	\$	-
Finance Charge Adj.	\$	-
Jail Time Credits	\$	1,480.00
Paid on account	\$	23,809.55
Suspended OMC	\$	4,325.00
Vendor Credit	\$	-
	\$ 57,995.00	\$ <u>29,614.55</u>

Accounts Receivable	8/31/2020	\$ <u>1,927,838.85</u>
---------------------	-----------	------------------------

Bonds & Fines
9/4/2020

PD Bonds & Fines AUG 2020

Page 1

Reconciliation Summary

BANK STATEMENT -- CLEARED TRANSACTIONS:

Previous Balance:			30,692.30
Checks and Payments	8	Items	-59,277.43
Deposits and Other Credits	40	Items	36,216.64
Service Charge	0	Items	0.00
Interest Earned	0	Items	0.00
Ending Balance of Bank Statement:			7,631.51

YOUR RECORDS -- UNCLEARED TRANSACTIONS:

Cleared Balance:			7,631.51
Checks and Payments	52	Items	-2,762.42
Deposits and Other Credits	0	Items	0.00
Register Balance as of 9/4/2020:			4,869.09
Checks and Payments	0	Items	0.00
Deposits and Other Credits	0	Items	0.00
Register Ending Balance:			4,869.09



548

BancorpSouth

Member FDIC

32/8

CITY OF OSCEOLA
POLICE DEPT BONDS AND FINES
401 W KEISER AVE
OSCEOLA AR 72370-3638

STATEMENT DATE
08/31/20
ACCOUNT NUMBER
[REDACTED]

INFOLINE 1-888-797-7711

***** CHECKING ACCOUNT SUMMARY *****		
PREVIOUS BALANCE	30,692.30	AVERAGE BALANCE
+ 39 CREDITS	36,215.55	25,787
- 8 DEBITS	59,277.43	YTD INTEREST PAID
- SERVICE CHARGES	.00	7.28
+ INTEREST PAID	1.09	
ENDING BALANCE	7,631.51	

DAYS IN PERIOD

31

***** CHECKING ACCOUNT TRANSACTIONS *****
DEPOSITS AND OTHER CREDITS

DATE.....	AMOUNT	TRANSACTION DESCRIPTION	CHK NO/ATM CD
08/03	375.50	BANKCARD 1187 54971187SD	
		517530860126945 BTOT DEP	CCD
08/03	788.00	BANKCARD 1187 54971187SD	
		517530860126945 BTOT DEP	CCD
08/03	2,754.00	DEPOSIT	
08/04	118.00	BANKCARD 1187 54971187SD	
		517530860126945 BTOT DEP	CCD
08/05	106.00	BANKCARD 1187 54971187SD	
		517530860126945 BTOT DEP	CCD
08/05	156.00	BANKCARD 1187 54971187SD	
		517530860126945 BTOT DEP	CCD
08/05	4,151.45	DEPOSIT	
08/06	103.00	BANKCARD 1187 54971187SD	
		517530860126945 BTOT DEP	CCD
08/06	1,613.40	BANKCARD 1187 54971187SD	
		517530860126945 BTOT DEP	CCD
08/07	63.00	BANKCARD 1187 54971187SD	
		517530860126945 BTOT DEP	CCD
08/07	1,945.00	DEPOSIT	
08/10	53.00	BANKCARD 1187 54971187SD	
		517530860126945 BTOT DEP	CCD
08/10	191.00	BANKCARD 1187 54971187SD	
		517530860126945 BTOT DEP	CCD
08/10	1,905.00	DEPOSIT	



548

BancorpSouth

Member FDIC

CITY OF OSCEOLA
POLICE DEPT BONDS AND FINES
401 W KEISER AVE
OSCEOLA AR 72370-3638

32/8
PAGE 2

STATEMENT DATE
08/31/20
ACCOUNT NUMBER

***** CHECKING ACCOUNT TRANSACTIONS *****
DEPOSITS AND OTHER CREDITS

DATE.....	AMOUNT.	TRANSACTION DESCRIPTION	CHK NO/ATM	CD
08/11	28.00	BANKCARD 1187 54971187SD		
		517530860126945 BTOT DEP		CCD
08/12	1,087.00	BANKCARD 1187 54971187SD		
		517530860126945 BTOT DEP		CCD
08/13	213.00	BANKCARD 1187 54971187SD		
		517530860126945 BTOT DEP		CCD
08/13	816.00	BANKCARD 1187 54971187SD		
		517530860126945 BTOT DEP		CCD
08/14	303.00	BANKCARD 1187 54971187SD		
		517530860126945 BTOT DEP		CCD
08/14	5,327.00	DEPOSIT		
08/17	103.00	BANKCARD 1187 54971187SD		
		517530860126945 BTOT DEP		CCD
08/17	118.00	BANKCARD 1187 54971187SD		
		517530860126945 BTOT DEP		CCD
08/17	390.00	DEPOSIT		
08/18	895.85	BANKCARD 1187 54971187SD		
		517530860126945 BTOT DEP		CCD
08/19	1,835.00	DEPOSIT		
08/20	1,077.00	BANKCARD 1187 54971187SD		
		517530860126945 BTOT DEP		CCD
08/21	53.00	BANKCARD 1187 54971187SD		
		517530860126945 BTOT DEP		CCD
08/21	355.00	DEPOSIT		
08/24	146.00	BANKCARD 1187 54971187SD		
		517530860126945 BTOT DEP		CCD
08/24	168.00	BANKCARD 1187 54971187SD		
		517530860126945 BTOT DEP		CCD
08/24	2,493.35	DEPOSIT		
08/25	118.00	BANKCARD 1187 54971187SD		
		517530860126945 BTOT DEP		CCD
08/27	1,133.00	BANKCARD 1187 54971187SD		
		517530860126945 BTOT DEP		CCD
08/28	168.00	BANKCARD 1187 54971187SD		
		517530860126945 BTOT DEP		CCD
08/28	3,761.00	DEPOSIT		
08/31	53.00	BANKCARD 1187 54971187SD		
		517530860126945 BTOT DEP		CCD



548

BancorpSouth

Member FDIC

CITY OF OSCEOLA
POLICE DEPT BONDS AND FINES
401 W KEISER AVE
OSCEOLA AR 72370-3638

PAGE 32/8
3

STATEMENT DATE
08/31/20
ACCOUNT NUMBER
[REDACTED]

***** CHECKING ACCOUNT TRANSACTIONS *****
DEPOSITS AND OTHER CREDITS

DATE.....	AMOUNT	TRANSACTION DESCRIPTION	CHK NO/ATM	CD
08/31	171.00	BANKCARD 1187 54971187SD		
		517530860126945 BTOT DEP		CCD
08/31	191.00	BANKCARD 1187 54971187SD		
		517530860126945 BTOT DEP		CCD
08/31	890.00	DEPOSIT		
08/31	1.09	IOD INTEREST PAID		

CHECKS

DATE..	CHECK NO.....	AMOUNT	DATE..	CHECK NO.....	AMOUNT
08/03	5371*	23,699.30	08/24	5375	235.00
08/03	5372	1,979.97	08/11	5379*	70.00
08/19	5373	20.00	08/31	5381*	31,776.20
08/11	5374	40.00	08/31	5382	1,456.96

***** DAILY BALANCE SUMMARY *****

DATE.....	BALANCE	DATE.....	BALANCE	DATE.....	BALANCE
07/31	30692.30	08/11	19253.38	08/20	31398.23
08/03	8930.53	08/12	20340.38	08/21	31806.23
08/04	9048.53	08/13	21369.38	08/24	34378.58
08/05	13461.98	08/14	26999.38	08/25	34496.58
08/06	15178.38	08/17	27610.38	08/27	35629.58
08/07	17186.38	08/18	28506.23	08/28	39558.58
08/10	19335.38	08/19	30321.23	08/31	7631.51

***** INTEREST RATE SUMMARY *****

EFF-DATE	RATE	EFF-DATE	RATE
----------	------	----------	------

07-31-20 0.00050000

**OSCEOLA POLICE DEPARTMENT
GENERAL FUND INCOME
Aug-20**

<u>INCOME</u>	<u>Aug</u>	<u>Year to Date</u>
Bail Bond Fees	\$ 600.00	\$5,220.00
Bonds Paid to OMC	\$ 9,145.00	\$57,756.00
Credit Card Fees	\$ 126.00	\$786.00
Fines & Cost pd to OMC	\$ 22,631.20	\$130,082.08
Freedom of Information	\$ 5.00	\$11.00
Interest Earned	\$ 0.96	\$6.71
Jail Maint. Fees		\$0.00
Miscellaneous		\$10.00
Postage		\$11.50
Rebate		
Restitution to OPD		\$0.00
Return Check Fee		\$0.00
Sale of Vehicle/Equipment		\$0.00
SCC/Civil Services		\$250.00
Unclaimed Restitution		\$0.00
Yard Sales	\$ 25.00	\$35.00
Sub-Total	<u>\$32,533.16</u>	<u>\$194,168.29</u>

DETENTION FACILITY INCOME:

ATM Commission		\$0.00
Background Checks	\$ 10.00	\$45.00
Employee Lunches		\$432.00
Fingerprints	\$ 10.00	\$355.00
Incident Reports	\$ 50.00	\$520.00
Jail Board	\$ 6,510.00	\$20,760.00
Misc/Comm balances unclaimed		\$188.88
Phone Commission (Evercom)		\$0.00
Vin Inspection	\$ 630.00	
Work Release		\$350.00
Sub-Total	<u>\$7,210.00</u>	<u>\$22,650.88</u>
Grand Total	<u>\$39,743.16</u>	<u>\$216,819.17</u>

STATUTE CODE STATISTICS

DATE: 09/01/2020
TIME: 09:59:18AM

Page 1 of 2

Statute Code Description	NI	AR	CT	TOTAL
AGGRAVATED ASSAULT	6	0	0	6
AGGRAVATED ASSULT ON POLICE OFFICER	1	0	0	1
AGGRAVATED ROBBERY	1	0	0	1
ARSON	2	0	0	2
ARSON/SUSPECTED	1	0	0	1
ASSAULT 3RD DEGREE	1	0	0	1
ASSLT 2ND ON FAMILY	2	0	0	2
ATTEMPTED BURGLARY	3	0	0	3
BATTERY 2ND DEGREE	2	0	0	2
BATTERY 3RD DEGREE(A)	2	0	0	2
BREAKING & ENTERING(F)	4	0	0	4
BURGLARY/BREAKING ENTER(F)	1	0	0	1
COUNTERFEITING / FORGERY	3	0	0	3
CRIMINAL MISCHIEF 1ST(A)	15	0	0	15
CRIMINAL MISCHIEF 2ND	1	0	0	1
CRIMINAL TRESPASS UN\$520/OCC \$1020	4	0	0	4
CRUELTY TO ANIMALS(A)	1	0	0	1
DISORDERLY CONDUCT	1	0	0	1
DISORDERLY CONDUCT-FIGHTING	4	0	0	4
DOMESTIC AGG ASSLT	1	0	0	1
DOMESTIC BATTERY 3RD(A)	7	0	0	7
DWI 1ST	1	0	0	1
ENDANGER WELFARE OF MINOR 2ND(A)	1	0	0	1
FLEEING IN VEHLCE (F)	1	0	0	1
FRAUDULENT USE OF CREDIT CARD OVER \$100	1	0	0	1
GENERAL INFORMATION (GENERAL PURPOSES	25	0	0	25
HARASSING COMMUNICATIONS(A)	1	0	0	1
HARASSMENT(A)	7	0	0	7
HINDERING APP. OR PROSECUTION(A)	1	0	0	1
HIT & RUN	3	0	0	3
IDENTITY FRAUD	10	0	0	10
INTERFERING W/CHILD CUSTODY(A)	1	0	0	1
LEAVING SCENE OF ACC./INJURY FELONY	1	0	0	1
LEAVING THE SCENE/PROPERTY DAMAGE	1	0	0	1
LOST OR STOLEN	4	0	0	4
MURDER 1ST DEGREE	2	0	0	2
NATURAL DEATH	1	0	0	1
PORNOGRAPHY/OBSCENE MATERIAL	1	0	0	1
POSS OF CONTROLLED SUB WITH PURP OF DEL	1	0	0	1
POSS. O/NARCOTICS W/O PRESCRIPTION(A)	1	0	0	1
POSS. OF CONT. SUBSTANCE	5	0	0	5
POSSESSION OF MARIJUANA 1ST(A)	4	0	0	4
PUBLIC INTOXICATION	1	0	0	1
RUNAWAY / JUVENILE	3	0	0	3
SEX OFFENDER-FAIL TO REGISTER	1	0	0	1
SUICIDE	1	0	0	1
TERRORISTIC ACT	1	0	0	1
TERRORISTIC THREATNING-FELONY	2	0	0	2
TERRORISTIC THREATS(A)	5	0	0	5
THEFT / ALL OTHER LARC(A)	7	0	0	7
THEFT OF FIREARM	3	0	0	3
THEFT/RECV, BUYING, ETC(F)	1	0	0	1
THEFT/SHOPLIFTING(A)	1	0	0	1

Total Reported Incidents Involving Domestic Violence: 0

Report_DeptStats2

KV10

THEFT-FELONY
TRAFFICKING A CONTROLLED SUBSTANCE
VIOLATION OF NO CONTACT ORDER
VIOLATION OF PROTECTION ORDER(A)

1	0	0	1
1	0	0	1
2	0	0	2
1	0	0	1
167	0	0	167

Total Reported Incidents Involving Domestic Violence: 0

Report_DeptStats2

KV10

OSECEOLA POLICE DEPARTMENT ARREST
Aug-20

CHARGE	AMOUNT	YEAR TO DATE
ABANDONMENT OF ANIMALS	1	1
AGGRAVATED ASSAULT	1	12
AGGRAVATED ASSAULT ON POLICE OFFICER	1	7
AGGRAVATED ROBBERY	0	2
ALIAS BENCH WARRANT	0	1
ALIAS ONLY	42	334
ARSON	0	1
ASSAULT 1ST	1	7
ASSAULT 2ND	0	1
ASSAULT 3RD	3	10
ASSAULT 2ND ON FAMILY MEMBER	0	1
ATTEMPTED BURGLARY	0	1
ATTEMPTED SUICIDE	0	1
ATTEMPTED THEFT	0	1
AUTO THEFT	0	1
BATTERY 1ST	0	2
BATTERY 2ND	3	6
BATTERY 3RD	1	9
BREAKING AND ENTERING	4	14
BURGLARY	0	7
BURNING IN CITY LIMITS	0	1
CARRYING PROHIBITED WEAPON	1	5
COMPUTER CHILD PORNOGRAPHY	0	1
CONTEMPT OF COURT TIME PAY	14	148
CONTEMPT OF COURT-INTERLOCK	1	1
CONTEMPT OF COURT-RESTITUTION	0	0
CRIMINAL IMPERSONATION	0	0
COUNTERFEITING/FORGERY	0	0
CRIMINAL MISCHIEF 1ST	1	6
CRIMINAL MISCHIEF 2ND	0	21
CRIMINAL TRESPASS	5	41
CRUELTY TO ANIMALS	1	5
CURFEW VIOLATION	2	18
DIRECT CONTEMPT OF COURT	1	3
DISCHARGE FIREARM IN CITY LIMITS	0	1
DISORDERLY CONDUCT	4	54
DISORDERLY CONDUCT-FIGHTING	5	15
DISORDERLY CONDUCT-MUSIC	0	2
DOG ORD VIOLATION	0	8
DOMESTIC AGGRAVATED ASSAULT	0	1
DOMESTIC BAT 1ST	0	1
DOMESTIC BATTERY 2ND	0	10
DOMESTIC BATTERY 3RD	6	34
DRINKING IN PUBLIC	0	1
DWI 1ST	1	12
DWI 2ND	0	2
DWI 3RD	0	2

DWI-DRUGS	0	1
DWI-DRUGS 2ND OFF	0	1
ENDANGERING THE WELFARE OF A MINOR-1ST	0	1
ENDANGERING THE WELFARE OF A MINOR-2ND	4	25
ENGAGING IN VIOLENT GROUP ACTIVITY	8	9
FAILURE TO SUBMIT TO ARREST	1	13
FELON IN POSSESSION OF A FIREARM	4	19
FIREWORKS ORDINANCE	0	13
FLEEING IN VEHICLE	3	18
FLEEING IN VEHICLE-FELONY	2	2
FLEEING	3	20
FRAUD/CREDIT CARD/ATM	0	0
FRAUDULENT USE OF A CREDIT CARD OVER \$100	0	16
FRAUDULENT USE OF A CREDIT CARD	0	3
FAILURE TO APPEAR	114	592
FURNISHING PROHIBITED ARTICLES	2	8
HARASSING COMMUNICATIONS	0	6
HARASSMENT	0	15
HINDERING APPREHENSION OR PROSECUTION	1	1
HIT & RUN	0	1
HOLD FOR OTHER DEPARTMENT	0	13
IMPAIRING OPERATION OF VITAL PUBLIC FAC	0	1
INTERFERRING WITH EMERGENCY COMMUNICATION	0	3
INTERFERRING WITH LAW ENFORCEMENT OFFICER	0	1
INTIMIDATING A WITNESS	0	0
LEAVING THE SCENE WITH PROPERTY DAMAGE	0	4
LITTERING	0	1
LOITERING	0	2
MINOR IN POSSESSION FIREARM	0	3
MINOR IN POSSESSION OF INTOXICATING LIQUOR	0	2
MOTOR VEHICLE THEFT	0	2
MURDER 1ST DEGREE	4	4
NON FINANCIAL IDENTITY FRAUD	0	1
NON SUPPORT	0	1
OBSTRUCTION OF GOVERNMENTAL OPERATIONS	2	25
OPEN CONTAINER IN VEHICLE	1	8
ORDER TO SHOW CAUSE-OTHER DEPT	0	5
PAROLE VIOLATION	2	11
PIT BULL ORDINANCE	0	3
POSS CONTROLLED SUBSTANCE SCHED I, II METH	0	6
POSSESSION OF DRUG PARAPHERNALIA W/I MANUFACTURER	0	1
POSSESSION OF DRUG PARAPHERNALIA -MISD	4	34
POSSESSION OF CONTROLLED SUB WITH PURP TO DELIVER	1	15
POSSESSION OF CONTROLLED SUBSTANCE	8	48
POSSESSION OF A CONTROLLED SUBSTANCE W/O PRESCRIPTION	3	12
POSSESSION OF AN INSTRUMENT OF CRIME	1	29
POSSESSION OF MARIJUANA	12	93
POSSESSION OF MARIJUANA WITH INTENT TO DELIVER	0	2
POSSESSION OF DEFACED FIREARM	0	6
PROBATION VIOLATION	0	2
PUBLIC INTOXICATION	2	33
REFUSAL TO SUBMIT TO CHEMICAL TEST	0	8
RESISTING ARREST	0	14
RESISTING ARREST/PHYSICAL	0	1
ROBBERY	0	2

SEX OFFENDER-FAIL TO REGISTER	0	1
SIMULTANEOUS POSS DRUGS & FIREARMS	3	4
STALKING	0	3
TAMPERING WITH PHYSICAL EVIDENCE	4	19
TERRORISTIC THREATNING-FELONY	1	5
TERRORISTIC THREATS	2	17
THEFT/ALL OTHER LARCENY	4	29
THEFT OF CREDIT CARD	0	1
THEFT OF FIREARM	0	2
THEFT FROM MOTOR VEHICLE	0	1
THEFT BY RECEIVING, BUYING,ETC	1	5
THEFT/SHOPLIFTING	1	5
THEFT-FELONY	0	27
TRAFFICKING A CONTROLLED SUBSTANCE	3	3
UNAUTHORIZED USE OF A VEHICLE	0	2
VICIOUS DOG	0	4
VIOLATION OF ARKANSAS HOT CHECK LAW	1	3
VIOLATION OF A NO CONTACT ORDER	0	5
VIOLATION OF A PROTECTION ORDER	1	2
TOTAL	300	2097

Osceola Police Department Training Report
Aug 2020

Training Course	Number of People in Trainging	Number of Training Hours	Total Hours
HRCT-BRADY/GIGLIO IA Inv	1	1	1
911 De-escalation Strategiesfor Dispatchers	1	1	1
HRCT-Emergency Vehicle Operations	1	1	1
			3

DEPOSIT TICKET
FOR CLEAR COPY, PRESS FIRMLY

DATE 8/31/2020

	DOLLARS	CENTS
CURRENCY		
COINS		
CHECKS LIST EACH SEPARATELY		
1 City	1456	96
2 State	6510	00
3		
4		
5		
6		
7		
8		
9		
10		
11		
12		
13		
14		
15		
16		
17		
18		
19		
20		
21		
22		
23		
24		
25		
26		
27		
28		
PLEASE RE-ENTER TOTAL HERE	7,966	96

PLEASE BE SURE ALL ITEMS ARE PROPERLY ENDORSED.

CITY OF OSCEOLA
GENERAL FUND
PO BOX 443
OSCEOLA, AR 72370

BancorpSouth
Right Where You Are
INFO LINE 1-888-737-7711

⑆5533⑆0000⑆

\$ 7966.96

CHECKS AND OTHER ITEMS
ARE RECEIVED FOR DEPOSIT
AND ARE SUBJECT TO THE
PROVISIONS OF THE UNIFORM
COMMERCIAL CODE OR ANY APPLICABLE
COLLECTION AGREEMENT.
DEPOSITS MAY NOT BE WITH-
DRAWN FROM IMMEDIATE WITH-
DRAWAL.

TOTAL
ITEMS

81-452/841
548

DEPOSIT TICKET
FOR CLEAR COPY, PRESS FIRMLY

DATE 8/31/2020

	DOLLARS	CENTS
CURRENCY		
COINS		
CHECKS LIST EACH SEPARATELY		
1 City	31,776	20
2		
3		
4		
5		
6		
7		
8		
9		
10		
11		
12		
13		
14		
15		
16		
17		
18		
19		
20		
21		
22		
23		
24		
25		
26		
27		
28		
PLEASE RE-ENTER TOTAL HERE	31,776	20

PLEASE BE SURE ALL ITEMS ARE PROPERLY ENDORSED.

CITY OF OSCEOLA
GENERAL FUND
PO BOX 443
OSCEOLA, AR 72370

BancorpSouth
Right Where You Are
INFO LINE 1-888-737-7711

⑆5533⑆0000⑆

\$ 31776.20

CHECKS AND OTHER ITEMS
ARE RECEIVED FOR DEPOSIT
AND ARE SUBJECT TO THE
PROVISIONS OF THE UNIFORM
COMMERCIAL CODE OR ANY APPLICABLE
COLLECTION AGREEMENT.
DEPOSITS MAY NOT BE WITH-
DRAWN FROM IMMEDIATE WITH-
DRAWAL.

TOTAL
ITEMS

81-452/841
548

OSCEOLA FIRE DEPARTMENT MONTHLY FIRE REPORT 2020

The Osceola Fire Department responded to (46) alarms in the month of August
The runs are as follows:

	MONTH	YTD
STRUCTURE FIRES	3	31
VEHICLE FIRES	3	9
BRUSH/GRASS	5	14
TRASH FIRES	2	10
LIFT ASSIST	8	21
UTIL. ELEC. EQUIP	2	4
RURAL FIRES	0	1
MVA assist	1	1
MUTUAL AID	1	4
RESCUE	0	18
SMOKE SCARE	0	6
SPILL/LEAKS	0	4
FLAM. GAS	1	7
ALARM MALFUNC	0	8
MAL. FALSE ALARM	0	1
UNINT. FALSE ALARMS	10	40
CONFINED SPACE STANDBY	9	49
GOOD INTENT CALL	1	27
TOTALS	46	255

Total dollar loss estimated from fires in structures for the month of August
\$52,000.00

Script cost in class time	\$390.00
Script cost in alarms	\$199.00
Total Script Cost	\$589.00
Injuries	0
Deaths	0

Respectfully submitted,



Peter Hill Chief
Osceola Fire Dept.

WORK REPORT FOR

Osceola Light & Power This Month In Addition To Regular Operations Of The System: AUGUST 2020:

- 1. Installed 2 Poles, and Removed 2.**
- 2. Installed 1 Transformers and Removed 1.**
- 3. Installed 5 Services, Removed 6 and Repaired 8.**
- 4. Installed 4 St. Lights, Removed 3 and Repaired 22.**
- 5. Worked on line maintenance through the system.**
- 6. Line Locates reported 21.**
- 7. Cut Trees from power lines.**
- 8. Read meters in order to keep meter cycle current.**
- 9. Repaired (2) 600 amp under slung dead blades at Park Terrace Apartments.**
- 10. Replaced underground service for interstate on ramp.**

Meter Service Orders For The Month Of AUGUST 2020:

1. Connects	46
2. Disconnects	53
3. Meter Changes	12
4. Occupant Changes	27
5. Re-instates	07
6. Service Changes	03
7. Misc.	01
8. Meter Info	00
9. Re-Reads	30
10. <u>Check For Leaks</u>	<u>24</u>
Total Orders	203

**OSCEOLA WATER & SEWER
MONTHLY REPORT
August, 2020**

Water Taps	0
Water Leaks	17
Fire Hydrants Repaired/Replaced	0
First Time Water Meters	0
Water Meters Replaced	10
Water Lines Installed	0
Pumps Repaired	1
Sewer Taps	0
Manholes Repaired	0
Sewer Lines Repaired	0
Sewers Unstopped	22
Sewer Lines Installed	0
OVER TIME HOURS	165.5

Tim Jones, Superintendent
Water & Wastewater Distribution

iWorQ



CODE ENFORCEMENT & BUILDING INSPECTION REPORT

ED RICHARDSON

9/17/20

Report: Code Enforcement & Building Inspection

Code Enforcement

Code Enforcement grass cutting team is working very hard on catching up with the cutting of overgrown lots. Please if you see a lot that needs immediate attention notify code enforcement and we will get to it.

Fines will be issued for people putting garbage out on the wrong days. An insert was put in the electric billing cycle for September. The insert inform each customer on our garbage run and when you can put garbage out.

Preparing Letters for all dilapidated properties in the city. We have about 35 houses and commercial properties in need of desperate repairs.

Codes department has had (85) reported codes issues and violations. Overgrown grass, illegal dumping, and dilapidated houses, garbage out on wrong day. We have summited into the system (30) violation warnings to individuals putting trash out on the wrong day. Fines will be issued for this violation. We have issue (10) violation warnings for overgrown lots, (10) of these violation received fines. We have sent (15) letters to

property owners for dilapidated houses and building are abandon houses and building, which creates the opportunity for illegal activity. We are working with business owners about excessive amount of tires on the business property site. The code enforcement department have ask each business owner to make arrangement with the landfilled about the removal of all the old tires.

Building Inspection

Gary Food Mart is near completion: Possible reopen in October

All inside inspections has been completed.

Mobile station at the interstate was enter into the Brownfield Program with (ADEQ).

Building Inspection and permit department have a total of 28 permits. We have issued (8) electrical permits. We have had (30) privilege license permits. We had (10) residential permits. We had (0) commercial permits. We had (0) sign permit

BRS and the City of Osceola have team up together for a massive cleanup project. This project will be tremendously important for the code enforcement department.

Planning Commission is working on boarded up windows and sign ordinance.

Will be presenting new plans from Pilgrim Rest Baptist Church to Planning Commission.

We will also visit about another new church on the corner of Keiser and Oak to the Planning Commission

Privilege License Permits has increased, many of these permits are for home base businesses.

Codes and Inspection information is located on the iWorQ system.

Osceola Street & Sanitation Departmental Report for 2020

City Council Meeting: 9-21-2020

From: Steve Choals

Subject: Daily Operations

August Updates:

Street & Sanitation Department Update

With COVID 19 still a problem the OSD is attempting to following the mandates set forth by the Arkansas state government. Residential garbage is slowly reducing due to restaurant re-openings. A lower amount is still causing slight delays in pick up. Citizens patience has been a tremendous help and the Sanitation Department Thanks You.

During the month of August 151 truckloads of limbs, brush, grass clippings and leaves were dumped at the Material Recovery Facility. The majority of the vegetation was grass and brush which will be recycled at the Material Recovery Facility. Debris is still excessive but reducing. Several stop signs, street markers and pot holes need addressing and will be completed asap.

Mosquito & Bird Control

There were no complaints for the month of August.

Thank You,
Steve Choals

Osceola Street, Sanitation, MRF, & Mosquito Control Departments

ANIMAL CONTROL REPORT

AUGUST 2020

MONTH	YTD
DOGS 11	66
CATS 7	24
OTHER 0	4
TOTAL 18	184

COMPLAINTS 19	176
CITATIONS 1	14
VERBAL WARNINGS 2	52
WRITTEN WARNINGS 0	14
DOG/CAT BITES 0	0

SUBMITTED BY PAULA EDWARDS WITH OSCEOLA ANIMAL SHELTER

Osceola Community Center

Osceola Municipal Golf Course

Director: Michael Ephlin

September 2020 Report

- **Community Center**
- **Golf Course**
- **OPAR Fall Sports: Youth Soccer, Flag Football, Tackle Football & Men's Softball**
- **Grants**
- **OPAR Staff**
- **City Parks, Florida, Rosenwald, Irma Belcher & San Souci**
- **Master Plan: Water Park**

Community Center

The Osceola Community Center is seeing an uptick in attendance. Our wonderful citizens are coming back out and getting into the routine of working out. We are seeing more traffic and our work out class is doing well. Since the governor has lifted his ban on basketball, we have seen more people using the gyms and that has helped with our revenue. OPAR's Tip Tap Toes Dance Class will restart in the month of September at the Community Center. Ray Trammell will offer a free Women's Defense Class on Thursday September 24th. We look forward to a better September and October with everyone doing their part with the pandemic.

Golf Course

Our golf course has 34 members. 45 of the 50 cart sheds are rented at this time. The golf course has stayed open during this pandemic. We have seen more people playing golf at this time due to everything else being shut down. There has been 2 Thursday night scrambles and with participation. Dylan also held his golf committee meeting with a good turnout and good ideas. The new Golf Course sign has been put up out at the corner of Country Club Road and west Keiser. We would like to thank Jimmy Whitaker for spearheading this project. All funds for the sign were donated from private citizens. Dylan and his crew did an outstanding job with the course.

OPAR Fall Sports: Youth Soccer, Flag Football, Tackle Football & Men's Softball

Our fall sports program, Soccer, Flag Football, Tackle Football and Men's Softball is registering at this time. Parents have until Friday September 11th to get those sheets back to us. Play begins for Soccer, flag football and Men's Softball on Monday September 28th. The first game for tackle football is Saturday September 12th at Wynne.

Grants

Osceola Parks and Recreation applied for a \$150,000 Arkansas Department of Parks and Tourism Outdoor Grant. This grant is a 50/50 match grant. This grant was applied to renovate our current tennis courts at Florida Park and renovate some playground equipment at Florida Park to include safety barrier and impact material. We will know more in October about this grant. The USDA Grant in the amount of \$20,794 to replace outdated lighting in the Osceola Community Center with Energy Efficient LED lighting has been finalized and paperwork signed. The other grant is a Baseball for America Grant, This grant is a grant that we can use to replace outdated lighting at the Osceola Sports Complex. Our lighting is old and outdated and this will help tremendously. What we have to do first is fill out a lengthy questionnaire and then they will let us know if we can apply for the grant. We are working on that now. We will also look at an Arkansas Highway Commission Grant to replace the bridge on our walking trail.

OPAR Staff

During this Pandemic and even though a lot of activities have halted due to it, one thing that hasn't stopped is the continued maintenance in our city parks, golf course, sports complex and other places. Other projects that OPAR has picked up is mowing the airport and the interstate.

The spring has brought on the grass growing and weeds growing. The maintenance has to continue to keep our grounds maintained. Our staff has continued to be busy on a daily basis and I want to ensure you that we will continue to take care of our grounds and make sure everything is taken care of so when this pandemic is lifted, they will be ready for use.

City Parks, Florida, Rosenwald, Irma Belcher and San Souci

On Tuesday September 1st, all city parks reopened to the public. We have our signs in place alerting the public as to the directives that have to be followed in order to use the parks. We also will sanitize all playgrounds, park benches and picnic tables daily Monday through Friday. We have also put all basketball goals back up for use since the Arkansas Department of Health has given us a guideline for basketball play.

Master Plan: Water Park

I would like to take this time to ask each and every one of you to start brainstorming ways that we can revisit our master plan: water park idea. I feel that we are missing the boat with this idea and I feel that it would be very beneficial to our city and would really boost our quality of life. As you know we tried to pass a 1 cent sales tax last year to fund the project and it was defeated. As you know our sales tax has doubled and really almost tripled since the workers are here building the industry that has located here. I feel that we are missing the boat on this idea and I feel that it is still not too late to do something about it. I challenge you to come up with ideas so we can revisit this project in the very near future. This would be just another improvement to our great city and another quality of life amenity that would benefit all of the great citizens of our awesome community!!!!

“Great Things Are Happening At Osceola Parks And Recreation, Come Out And Be A Part”.

August 2020	Current Month			Year to Date			Annual		Elapsed
	Budget	Actual	Var (+) (-)	Budget	Actual	Var (+) (-)	Budget		67%
Revenue:									
01 - Osceola Light & Power	1,464,882	1,712,970	248,088	10,445,600	10,994,707	549,107	17,578,588		63%
02 - City General Fund	357,819	417,368	59,549	2,862,550	2,773,413	(89,137)	4,293,825		65%
03 - Street Fund	45,837	50,770	4,933	366,693	389,344	22,651	550,040		71%
04 - Sanitation Fund	79,838	80,230	393	638,700	647,730	9,030	958,050		68%
Total Funds	1,948,375	2,261,338	312,963	14,313,544	14,805,195	491,651	23,380,503		63%
Operating Expense:									
01 - Osceola Light & Power	1,271,167	1,284,175	(13,008)	9,123,534	9,691,736	(568,202)	15,254,006		64%
02 - City General Fund	464,755	323,587	141,168	3,688,438	3,625,153	63,286	5,577,065		65%
03 - Street Fund	73,563	42,230	31,333	588,500	484,150	104,350	882,750		55%
04 - Sanitation Fund	89,649	71,154	18,495	716,244	697,167	19,077	1,075,791		65%
Total Funds	1,899,134	1,721,146	177,988	14,116,717	14,498,205	(381,488)	22,789,612		64%
Impact to Surplus:									
01 - Osceola Light & Power	193,715	428,795	(235,080)	1,322,066	1,302,971	(19,096)	2,324,582		56%
02 - City General Fund	(106,937)	93,781	(200,718)	(825,888)	(851,739)	(25,851)	(1,283,240)		66%
03 - Street Fund	(27,726)	8,540	(36,266)	(221,807)	(94,806)	127,001	(332,710)		28%
04 - Sanitation Fund	(9,812)	9,076	(18,888)	(77,544)	(49,436)	28,108	(117,741)		42%
Total Funds	49,241	540,192	(490,951)	196,827	306,990	110,162	590,891		

01 -OSCEOLA LIGHT & POWER

ACCOUNT #	ACCOUNT DESCRIPTION	BALANCE
-----------	---------------------	---------

ASSETS

=====

01-102	FNBEA-OMLP SAVINGS (4591)	442,320.95
01-104	MISC CASH ACCOUNTS	3,170.10
01-105	REGIONS-OMLP GENERAL (0093)	(1,634.92)
01-106	FNBEA-OMLP GENERAL (9937)	3,884.73
01-107	CASHIER'S FUND	1,500.00
01-108	REGIONS-OMLP PAYROLL (5913)	1,310.39
01-110	ACCOUNTS RECEIVABLE	2,322,413.37
01-113	AMP ACCOUNTS RECEIVABLE	240.17
01-114	PREPAID INSURANCE	6,792.00
01-115	BANCORP-OMLP GENERAL (0473)	286,595.52
01-116	BANCORP-OMLP PAYROLL (9969)	6,752.12
01-122	INVENTORY - MATERIAL & SUPPLIE	1,079,333.61
01-124	A/R - UNBILLED	689,905.45
01-130	DUE TO/FROM OTHER FUNDS	3,019,319.17
01-142	2018 BOND FUND	310,494.20
01-143	2018 BOND PROJECT FUND	1,427,852.67
01-148	2015 BOND FUND	69.09
01-149	2015 BOND PROJECT FUND	78,278.00
01-156	2007 BOND FUND	117,468.16
01-181	ELECTRIC POWER PLANT	23,009,001.31
01-182	ISES PLANT	5,848,880.87
01-183	WATER PLANT	8,642,098.97
01-184	RES FOR DEPR ELECT & WATER PLA	(29,061,160.53)
01-185	TOOLS AND EQUIPMENT	397,432.66
01-186	NEW SEWER SYSTEMS	9,850,830.07
01-187	NEW SEWER CONST CROMPTON	438,266.61
01-188	LAND PLANT SITE	203,970.50
01-189	AUTO & TRUCKS	2,360,278.51
01-190	RES FOR DEPR AUTO & TRUCKS	(2,009,860.24)
01-191	FURNITURE & FIXTURES	663,110.87
01-192	RES FOR DEPR F&F, TOOLS/EQUIP	(810,811.56)
		<u>29,328,102.82</u>

TOTAL ASSETS

29,328,102.82

=====

LIABILITIES

=====

01-201	ACCOUNTS PAYABLE	44,500.94
01-205	GENERAL PENSION W/H	(9.10)
01-207	GROUP INSURANCE W/H	15,431.69
01-208	UNIFORM W/H	36.00
01-210	PURCHASE POWER PAYABLE	1,052,647.52
01-214	GARNISHMENTS PAYABLE	(73.62)
01-215	UNAPPLIED CREDITS	16,213.37
01-216	REFUNDS PAYABLE	623.93
01-230	CUSTOMER DEPOSITS REFUNDABLE	319,238.86
01-232	COMPENSATED ABSENCES	22,808.36
01-236	ACCRUED WAGES	73,020.89
01-240	ACCRUED SALES TAX	58,903.95

CITY OF OSCEOLA
BALANCE SHEET
AS OF: AUGUST 31ST, 2020

01 -OSCEOLA LIGHT & POWER

ACCOUNT #	ACCOUNT DESCRIPTION	BALANCE
01-241	ACCRUED INTEREST PAYABLE	74,277.59
01-246	ASSIGNED REVENUE-FUTURE EXP	(17,040.93)
01-248	NOTE PAYABLE REGIONS VAC TRUCK	451.13
01-250	NOTE PAYABLE BCS-EQUIPMENT	157,743.47
01-261	2007 BOND PAYABLE	1,950,790.00
01-272	2014 BOND PAYABLE	294,620.71
01-276	2018 BOND PAYABLE	3,482,676.00
	TOTAL LIABILITIES	<u>7,546,860.76</u>
EQUITY		
=====		
01-290	RETAINED EARNINGS	20,478,285.45
	TOTAL BEGINNING EQUITY	<u>20,478,285.45</u>
	TOTAL REVENUE	10,994,710.46
	TOTAL EXPENSES	<u>9,691,753.85</u>
	TOTAL REVENUE OVER/(UNDER) EXPENSES	<u>1,302,956.61</u>
	TOTAL EQUITY & REV. OVER/(UNDER) EXP.	<u>21,781,242.06</u>
	TOTAL LIABILITIES, EQUITY & REV.OVER/(UNDER) EXP.	<u>29,328,102.82</u> =====

CITY OF OSCEOLA
REVENUE & EXPENSE REPORT (UNAUDITED)
AS OF: AUGUST 31ST, 2020

01 -OSCEOLA LIGHT & POWER
FINANCIAL SUMMARY

66.67% OF FISCAL YEAR

	CURRENT BUDGET	CURRENT PERIOD	YEAR TO DATE ACTUAL	% OF BUDGET	BUDGET BALANCE
<u>REVENUE SUMMARY</u>					
ELECTRIC DEPT	15,281,500.00	1,509,544.78	9,383,635.79	61.41	5,897,864.21
WATER DEPT	1,295,738.00	120,270.00	866,028.94	66.84	429,709.06
SEWER DEPT	835,000.00	83,128.33	610,845.57	73.16	224,154.43
ADMINISTRATION	166,350.00	28.95	134,200.16	80.67	32,149.84
TOTAL REVENUES	17,578,588.00	1,712,972.06	10,994,710.46	62.55	6,583,877.54
	=====	=====	=====	=====	=====
<u>EXPENDITURE SUMMARY</u>					
ELECTRIC DEPT	12,549,638.00	1,107,918.89	8,217,344.88	65.48	4,332,293.12
WATER DEPT	932,902.00	63,659.46	548,745.29	58.82	384,156.71
SEWER DEPT	627,856.00	44,881.61	366,680.47	58.40	261,175.53
ADMINISTRATION	1,143,610.00	67,715.18	558,983.21	48.88	584,626.79
TOTAL EXPENDITURES	15,254,006.00	1,284,175.14	9,691,753.85	63.54	5,562,252.15
	=====	=====	=====	=====	=====
REVENUES OVER/(UNDER) EXPENDITURES	2,324,582.00	428,796.92	1,302,956.61		1,021,625.39

CITY OF OSCEOLA
REVENUE & EXPENSE REPORT (UNAUDITED)
AS OF: AUGUST 31ST, 2020

01 -OSCEOLA LIGHT & POWER

66.67% OF FISCAL YEAR

REVENUES	CURRENT BUDGET	CURRENT PERIOD	YEAR TO DATE ACTUAL	% OF BUDGET	BUDGET BALANCE
<u>ELECTRIC DEPT</u>					
01-4-12-300 SALES	15,100,000.00	1,503,782.17	9,472,631.09	62.73	5,627,368.91
01-4-12-301 NEGATIVE COST ADJUSTMENT	0.00	0.00	103,122.60	0.00	103,122.60
01-4-12-302 FREE SERVICES	0.00	11,429.59	122,337.31	0.00	122,337.31
01-4-12-303 LATE PENALTY FEES	116,000.00	15,514.75	97,897.39	84.39	18,102.61
01-4-12-304 RECONNECTION FEES	40,000.00	0.00	8,328.00	20.82	31,672.00
01-4-12-305 POLE RENTAL	6,000.00	0.00	12,087.00	201.45	6,087.00
01-4-12-306 CREDIT CARD FEES	12,000.00	1,077.45	7,050.38	58.75	4,949.62
01-4-12-310 SERVICE FEES	0.00	250.00	8,051.84	0.00	8,051.84
01-4-12-395 MISCELLANEOUS FEES	7,500.00	350.00	3,050.00	40.67	4,450.00
TOTAL ELECTRIC DEPT	15,281,500.00	1,509,544.78	9,383,635.79	61.41	5,897,864.21
<u>WATER DEPT</u>					
01-4-13-300 SALES	1,265,738.00	117,856.37	859,764.44	67.93	405,973.56
01-4-13-302 FREE SERVICES	0.00	649.58	19,962.34	0.00	19,962.34
01-4-13-303 LATE PENALTY FEES	25,000.00	2,606.74	15,600.30	62.40	9,399.70
01-4-13-310 SERVICE FEES	5,000.00	456.47	10,038.48	200.77	5,038.48
01-4-13-395 MISCELLANEOUS	0.00	0.00	588.06	0.00	588.06
TOTAL WATER DEPT	1,295,738.00	120,270.00	866,028.94	66.84	429,709.06
<u>SEWER DEPT</u>					
01-4-14-300 SALES	835,000.00	82,721.93	611,492.57	73.23	223,507.43
01-4-14-302 FREE SERVICE	0.00	406.40	807.00	0.00	807.00
01-4-14-310 SERVICE FEES	0.00	0.00	160.00	0.00	160.00
TOTAL SEWER DEPT	835,000.00	83,128.33	610,845.57	73.16	224,154.43
<u>ADMINISTRATION</u>					
01-4-15-304 AMP	0.00	23.14	6.64	0.00	6.64
01-4-15-341 ELECTRIC PERMITS	1,200.00	7.00	177.00	14.75	1,023.00
01-4-15-342 PLUMBING PERMITS	150.00	0.00	25.00	16.67	125.00
01-4-15-390 INTEREST INCOME	15,000.00	45.09	825.12	5.50	14,174.88
01-4-15-395 MISCELLANEOUS	150,000.00	0.00	2,808.79	1.87	147,191.21
01-4-15-396 GRANT INCOME	0.00	0.00	130,370.89	0.00	130,370.89
TOTAL ADMINISTRATION	166,350.00	28.95	134,200.16	80.67	32,149.84
<u>TOTAL REVENUES</u>					
	17,578,588.00	1,712,972.06	10,994,710.46	62.55	6,583,877.54

CITY OF OSCEOLA
REVENUE & EXPENSE REPORT (UNAUDITED)
AS OF: AUGUST 31ST, 2020

01 -OSCEOLA LIGHT & POWER

66.67% OF FISCAL YEAR

DEPARTMENTAL EXPENDITURES	CURRENT BUDGET	CURRENT PERIOD	YEAR TO DATE ACTUAL	% OF BUDGET	BUDGET BALANCE
<u>ELECTRIC DEPT</u>					
01-5-12-400 SALARIES	848,091.00	53,061.35	508,213.80	59.92	339,877.20
01-5-12-455 TEMP SERVICE WAGES	8,000.00	1,448.86	14,947.10	186.84 (6,947.10)
01-5-12-502 PAYROLL TAX	67,847.00	3,874.04	36,341.76	53.56	31,505.24
01-5-12-503 GROUP INSURANCE	65,000.00 (721.82)	29,584.61	45.51	35,415.39
01-5-12-504 PENSION EXPENSE	30,000.00	1,820.14	16,448.42	54.83	13,551.58
01-5-12-510 TRAVEL & TRAINING EXPENSE	12,500.00	0.00	0.00	0.00	12,500.00
01-5-12-515 SAFETY SUPPLIES	2,500.00	401.04	1,565.51	62.62	934.49
01-5-12-580 UNIFORM EXPENSE	7,000.00	144.29	2,158.71	30.84	4,841.29
01-5-12-601 MATERIALS AND SUPPLIES	15,000.00	486.80	19,446.23	129.64 (4,446.23)
01-5-12-610 TELEPHONE	24,000.00	1,971.62	20,755.90	86.48	3,244.10
01-5-12-619 BUILDING EXPENSE	7,000.00	41.80	3,371.12	48.16	3,628.88
01-5-12-620 UTILITIES	16,500.00	201.89	4,165.22	25.24	12,334.78
01-5-12-630 INSURANCE	30,000.00	0.00	19,030.20	63.43	10,969.80
01-5-12-640 DUES, MBRSHPS & SUBSCRIPTIONS	0.00	38.70	2,071.40	0.00 (2,071.40)
01-5-12-647 LICENSES	200.00	0.00	78.00	39.00	122.00
01-5-12-648 IMMUNIZATIONS & PHYSICALS	1,000.00	0.00	32.00	3.20	968.00
01-5-12-650 REPAIRS & MAINTENANCE - VEH &	36,000.00	2,657.83	10,284.13	28.57	25,715.87
01-5-12-651 OPERATING EXPENSES - VEHICLES	34,000.00	1,662.12	13,129.82	38.62	20,870.18
01-5-12-686 EQUIPMENT RENTAL	0.00	465.61	614.12	0.00 (614.12)
01-5-12-710 ELECTRIC POWER PURCHASED	10,570,000.00	975,802.62	7,001,375.83	66.24	3,568,624.17
01-5-12-760 DEPRECIATION	710,000.00	59,167.00	473,336.00	66.67	236,664.00
01-5-12-770 DEPRECIATION-VEHICLES	60,000.00	5,000.00	40,000.00	66.67	20,000.00
01-5-12-860 CONSULTING SERVICES	5,000.00	395.00	395.00	7.90	4,605.00
TOTAL ELECTRIC DEPT	12,549,638.00	1,107,918.89	8,217,344.88	65.48	4,332,293.12
<u>WATER DEPT</u>					
01-5-13-400 SALARIES	420,557.00	25,098.07	241,960.48	57.53	178,596.52
01-5-13-455 TEMP SERVICE WAGES	0.00	0.00	2,272.20	0.00 (2,272.20)
01-5-13-502 PAYROLL TAX	33,645.00	1,877.89	16,879.27	50.17	16,765.73
01-5-13-503 GROUP INSURANCE	37,500.00 (312.80)	19,903.05	53.07	17,596.95
01-5-13-504 PENSION EXPENSE	9,000.00	720.10	5,315.31	59.06	3,684.69
01-5-13-510 TRAVEL & TRAINING EXPENSE	2,500.00	0.00	0.00	0.00	2,500.00
01-5-13-515 SAFETY SUPPLIES	1,100.00	114.72	731.35	66.49	368.65
01-5-13-580 UNIFORM EXPENSE	1,250.00	0.00	3,186.82	254.95 (1,936.82)
01-5-13-601 MATERIALS AND SUPPLIES	39,000.00	3,339.36	15,573.68	39.93	23,426.32
01-5-13-602 CHEMICALS AND SUPPLIES	39,500.00	2,625.06	33,533.83	84.90	5,966.17
01-5-13-608 TOOLS	2,000.00	0.00	125.24	6.26	1,874.76
01-5-13-610 TELEPHONE	11,000.00	1,332.97	13,781.90	125.29 (2,781.90)
01-5-13-619 BUILDING EXPENSE	3,500.00	0.00	4,505.85	128.74 (1,005.85)
01-5-13-620 UTILITIES	50,000.00	26.60	348.57	0.70	49,651.43
01-5-13-630 INSURANCE	12,500.00	0.00	5,802.60	46.42	6,697.40
01-5-13-640 DUES, MBRSHPS & SUBSCRIPTIONS	15,000.00	0.00	7,332.59	48.88	7,667.41
01-5-13-647 LICENSES	2,500.00	0.00	30.00	1.20	2,470.00
01-5-13-648 IMMUNIZATIONS & PHYSICALS	850.00	0.00	32.00	3.76	818.00
01-5-13-650 REPAIRS & MAINTENANCE - VEH &	6,000.00	16.50	1,731.96	28.87	4,268.04
01-5-13-651 OPERATING EXPENSES - VEHICLES	18,500.00	1,491.45	9,876.59	53.39	8,623.41
01-5-13-652 MANHOLE & PIPE REHAB	5,000.00	0.00	0.00	0.00	5,000.00

CITY OF OSCEOLA
REVENUE & EXPENSE REPORT (UNAUDITED)
AS OF: AUGUST 31ST, 2020

01 -OSCEOLA LIGHT & POWER

66.67% OF FISCAL YEAR

DEPARTMENTAL EXPENDITURES	CURRENT BUDGET	CURRENT PERIOD	YEAR TO DATE ACTUAL	% OF BUDGET	BUDGET BALANCE
01-5-13-682 WELL AND PUMP REPAIRS	5,000.00	0.00	803.00	16.06	4,197.00
01-5-13-683 PUMP AND TANK REPAIRS	40,000.00	12,557.49	46,996.95	117.49 (6,996.95)
01-5-13-700 EQUIPMENT PURCHASES	0.00	22.05	22.05	0.00 (22.05)
01-5-13-761 DEPRECIATION-WATER PLANT	147,000.00	12,250.00	98,000.00	66.67	49,000.00
01-5-13-770 DEPRECIATION-VEHICLES	30,000.00	2,500.00	20,000.00	66.67	10,000.00
TOTAL WATER DEPT	932,902.00	63,659.46	548,745.29	58.82	384,156.71
SEWER DEPT					
01-5-14-400 SALARIES	219,221.00	18,022.94	163,585.62	74.62	55,635.38
01-5-14-455 TEMP SERVICE WAGES	23,000.00	0.00	2,016.00	8.77	20,984.00
01-5-14-502 PAYROLL TAX	17,538.00	1,298.64	11,125.02	63.43	6,412.98
01-5-14-503 GROUP INSURANCE	20,000.00 (763.91)	9,460.68	47.30	10,539.32
01-5-14-504 PENSION EXPENSE	5,400.00	427.84	3,857.75	71.44	1,542.25
01-5-14-515 SAFETY SUPPLIES	1,750.00	225.04	225.04	12.86	1,524.96
01-5-14-580 UNIFORM EXPENSE	3,000.00 (12.00)	781.85	26.06	2,218.15
01-5-14-601 MATERIALS AND SUPPLIES	35,000.00	1,606.36	12,477.89	35.65	22,522.11
01-5-14-602 CHEMICALS AND SUPPLIES	6,500.00	0.00	1,936.64	29.79	4,563.36
01-5-14-608 TOOLS	1,500.00	0.00	0.00	0.00	1,500.00
01-5-14-610 TELEPHONE	3,096.00	200.30	2,972.17	96.00	123.83
01-5-14-619 BUILDING EXPENSE	1,000.00	94.37	279.21	27.92	720.79
01-5-14-620 UTILITIES	67,000.00	213.65	1,764.23	2.63	65,235.77
01-5-14-630 INSURANCE	4,500.00	0.00	1,380.16	30.67	3,119.84
01-5-14-640 DUES, MBRSHPS & SUBSCRIPTIONS	120.00	0.00	1,064.16	886.80 (944.16)
01-5-14-647 LICENSES	9,000.00	7,225.00	7,225.00	80.28	1,775.00
01-5-14-648 IMMUNIZATIONS & PHYSICALS	300.00	181.00	502.00	167.33 (202.00)
01-5-14-650 REPAIRS & MAINTENANCE - VEH &	7,500.00	1,096.38	9,452.61	126.03 (1,952.61)
01-5-14-651 OPERATING EXPENSES - VEHICLES	10,000.00	0.00	1,758.58	17.59	8,241.42
01-5-14-652 MANHOLE & PIPE REHAB	1,262.00	0.00	0.00	0.00	1,262.00
01-5-14-683 PUMP AND TANK REPAIRS	8,000.00	0.00	14,287.86	178.60 (6,287.86)
01-5-14-762 DEPRICIATION SEWER SYSTEMS	160,425.00	13,369.00	106,952.00	66.67	53,473.00
01-5-14-770 DEPRECIATION-VEHICLES	20,362.00	1,697.00	13,576.00	66.67	6,786.00
01-5-14-860 CONSULTING SERVICES	2,382.00	0.00	0.00	0.00	2,382.00
TOTAL SEWER DEPT	627,856.00	44,881.61	366,680.47	58.40	261,175.53
ADMINISTRATION					
01-5-15-400 SALARIES	355,889.00	22,827.82	201,907.43	56.73	153,981.57
01-5-15-455 TEMP SERVICE WAGES	20,000.00	0.00	1,911.28	9.56	18,088.72
01-5-15-502 PAYROLL TAX	28,471.00	1,680.72	14,290.52	50.19	14,180.48
01-5-15-503 GROUP INSURANCE	30,000.00 (509.41)	18,258.63	60.86	11,741.37
01-5-15-504 PENSION EXPENSE	15,000.00	252.62	3,052.52	20.35	11,947.48
01-5-15-510 TRAVEL & TRAINING EXPENSE	12,500.00	0.00	0.00	0.00	12,500.00
01-5-15-515 SAFETY SUPPLIES	1,000.00	548.53	5,779.40	577.94 (4,779.40)
01-5-15-516 HR MATERIALS & SUPPLIES	8,000.00	0.00	1,514.84	18.94	6,485.16
01-5-15-517 SAFETY COMMITTEE	500.00	0.00	0.00	0.00	500.00
01-5-15-550 EMPLOYEE RELATIONS	750.00	0.00	190.40	25.39	559.60
01-5-15-580 UNIFORM EXPENSE	500.00	0.00	0.00	0.00	500.00
01-5-15-601 MATERIALS AND SUPPLIES	27,500.00	15,595.03	62,962.42	228.95 (35,462.42)
01-5-15-605 OFFICE EXPENSE	0.00	0.00	1,906.86	0.00 (1,906.86)
01-5-15-606 POSTAGE	30,000.00	2,418.34	16,334.18	54.45	13,665.82
01-5-15-607 PUBLISHING ORDINANCES & NOTICE	0.00	0.00	2,349.55	0.00 (2,349.55)

CITY OF OSCEOLA
REVENUE & EXPENSE REPORT (UNAUDITED)
AS OF: AUGUST 31ST, 2020

01 -OSCEOLA LIGHT & POWER

66.67% OF FISCAL YEAR

DEPARTMENTAL EXPENDITURES	CURRENT BUDGET	CURRENT PERIOD	YEAR TO DATE ACTUAL	% OF BUDGET	BUDGET BALANCE
01-5-15-610 TELEPHONE	30,000.00	7,948.93	59,294.91	197.65 (29,294.91)
01-5-15-619 BUILDING EXPENSE	20,000.00	1,177.74	14,027.84	70.14	5,972.16
01-5-15-620 UTILITIES	6,000.00	0.00	1,498.07	24.97	4,501.93
01-5-15-630 INSURANCE	2,000.00	0.00	58,562.62	2,928.13 (56,562.62)
01-5-15-640 DUES, MBRSHPS & SUBSCRIPTIONS	30,000.00	12.94	16,628.14	55.43	13,371.86
01-5-15-642 UNEMPLOYMENT BENEFIT ASSMT	0.00	0.00	20.00	0.00 (20.00)
01-5-15-643 AUDIT FEES	45,000.00	0.00	0.00	0.00	45,000.00
01-5-15-644 LEGAL EXPENSES	10,000.00	0.00	128.00	1.28	9,872.00
01-5-15-645 ADV, PROMOTIONS & DONATIONS	30,000.00	800.00	9,935.35	33.12	20,064.65
01-5-15-647 LICENSES	2,000.00	115.00	115.00	5.75	1,885.00
01-5-15-648 IMMUNIZATIONS & PHYSICALS	1,500.00	0.00	96.00	6.40	1,404.00
01-5-15-650 REPAIRS & MAINTENANCE - VEH &	20,000.00	0.00	3,423.72	17.12	16,576.28
01-5-15-686 EQUIPMENT RENTAL	12,000.00	1,027.49	7,965.76	66.38	4,034.24
01-5-15-763 DEPRECIATION	7,000.00	583.00	4,664.00	66.63	2,336.00
01-5-15-860 CONSULTING SERVICES	72,500.00	10,948.51	56,683.02	78.18	15,816.98
01-5-15-883 BAD ACCOUNTS	75,000.00 (1,093.12) (29,089.58)	38.79-	104,089.58
01-5-15-886 INTEREST EXPENSE	250,000.00	3,380.04	26,222.16	10.49	223,777.84
01-5-15-898 CASH OVER AND SHORT	500.00	1.00 (1,649.83)	329.97-	2,149.83
TOTAL ADMINISTRATION	1,143,610.00	67,715.18	558,983.21	48.88	584,626.79
 TOTAL EXPENDITURES	 15,254,006.00	 1,284,175.14	 9,691,753.85	 63.54	 5,562,252.15
 REVENUES OVER/(UNDER) EXPENDITURES	 2,324,582.00	 428,796.92	 1,302,956.61		 1,021,625.39

02 -CITY GENERAL FUND

ACCOUNT #	ACCOUNT DESCRIPTION	BALANCE
ASSETS		
=====		
02-101	REGIONS-COMM CTR & GOLF (0051)	30,789.19
02-102	ANIMAL CONTROL GRANT	5,779.00
02-103	OPAR LIGHTING GRANT	13,794.00
02-105	REGIONS-CITY GENERAL(0638)	285,911.44
02-106	FNBEA-CITY GENERAL(9902)	84,986.03
02-107	MISC CASH ACCOUNTS	63,723.30
02-108	REGIONS-CITY GEN PAYROLL(5948)	2,051.15
02-109	REGIONS-FIRE DEPT ACT833(0697)	50,137.22
02-110	ACCOUNTS RECEIVABLE	198,492.07
02-115	BANCORP-CITY GENERAL(0430)	168,951.17
02-116	BANCORP-CITY GEN PAYROLL(0465)	11,208.21
02-118	FIRST COMML-CITY GEN SAV(7010)	6,693.22
02-127	TAX RECEIPTS RECEIVABLE	8,950.93
02-130	DUE TO/FROM OTHER FUNDS	(2,839,074.88)
02-139	BANCORP-OPD C & I FUND(4083)	4,318.54
		(1,903,289.41)
TOTAL ASSETS		(1,903,289.41)
		=====
LIABILITIES		
=====		
02-201	ACCOUNTS PAYABLE	54,244.70
02-207	GROUP INSURANCE W/H	36,502.51
02-208	UNIFORM W/H	234.00
02-210	FIREMENS PENSION W/H	4,093.64
02-212	POLICE PENSION W/H	(2,345.35)
02-214	GARNISHMENTS PAYABLE	(2.24)
02-220	DUE TO OTHER FUNDS	(66,259.75)
02-236	ACCRUED WAGES	154,136.51
	TOTAL LIABILITIES	180,604.02
EQUITY		
=====		
02-291	BEGINNING FUND BALANCE	(1,225,654.95)
	TOTAL BEGINNING EQUITY	(1,225,654.95)
	TOTAL REVENUE	2,770,054.38
	TOTAL EXPENSES	3,628,292.86
	TOTAL REVENUE OVER/(UNDER) EXPENSES	(858,238.48)
	TOTAL EQUITY & REV. OVER/(UNDER) EXP.	(2,083,893.43)
	TOTAL LIABILITIES, EQUITY & REV.OVER/(UNDER) EXP.	(1,903,289.41)
		=====

CITY OF OSCEOLA
REVENUE & EXPENSE REPORT (UNAUDITED)
AS OF: AUGUST 31ST, 2020

02 -CITY GENERAL FUND
FINANCIAL SUMMARY

66.67% OF FISCAL YEAR

	CURRENT BUDGET	CURRENT PERIOD	YEAR TO DATE ACTUAL	% OF BUDGET	BUDGET BALANCE
<u>REVENUE SUMMARY</u>					
ADMINISTRATION	3,803,868.00	369,995.81	2,359,107.20	62.02	1,444,760.80
POLICE DEPT	237,000.00	23,414.76	208,963.03	88.17	28,036.97
FIRE DEPT	99,992.00	16,387.09	69,828.19	69.83	30,163.81
PARKS & RECREATION DEPT	95,000.00	21,205.00	103,501.31	108.95 (8,501.31)
GOLF COURSE FUND	55,465.00	5,939.50	27,375.90	49.36	28,089.10
HUMANE SHELTER FUND	2,500.00	0.00	1,278.75	51.15	1,221.25
TOTAL REVENUES	4,293,825.00	436,942.16	2,770,054.38	64.51	1,523,770.62
<u>EXPENDITURE SUMMARY</u>					
ADMINISTRATION	664,402.00	23,448.50	362,413.39	54.55	301,988.61
POLICE DEPT	2,284,402.00	139,792.34	1,484,228.28	64.97	800,173.72
FIRE DEPT	1,123,680.00	75,919.81	850,713.23	75.71	272,966.77
PARKS & RECREATION DEPT	586,468.00	35,443.65	384,377.41	65.54	202,090.59
MUNICIPAL COURT	105,496.00	13,303.81	70,182.02	66.53	35,313.98
JAIL DEPARTMENT	240,195.00	30,261.67	217,804.61	90.68	22,390.39
CODE ENFORCEMENT	180,060.00	10,582.43	60,042.93	33.35	120,017.07
GOLF COURSE FUND	186,085.00	11,518.92	106,540.84	57.25	79,544.16
HUMANE SHELTER FUND	181,777.00	18,415.45	91,990.15	50.61	89,786.85
TOTAL EXPENDITURES	5,552,565.00	358,686.58	3,628,292.86	65.34	1,924,272.14
REVENUES OVER/(UNDER) EXPENDITURES	(1,258,740.00)	78,255.58 (858,238.48)	(400,501.52)

CITY OF OSCEOLA
REVENUE & EXPENSE REPORT (UNAUDITED)
AS OF: AUGUST 31ST, 2020

02 -CITY GENERAL FUND

66.67% OF FISCAL YEAR

REVENUES	CURRENT BUDGET	CURRENT PERIOD	YEAR TO DATE ACTUAL	% OF BUDGET	BUDGET BALANCE
<u>ADMINISTRATION</u>					
02-4-01-310 PROPERTY TAXES	625,000.00	51,957.31	404,103.70	64.66	220,896.30
02-4-01-314 GENERAL REVENUE (STATE OF ARK)	120,000.00	11,978.01	88,684.92	73.90	31,315.08
02-4-01-315 PRIVILEGE TAX -- CITY	8,000.00	0.00	8,110.00	101.38 (110.00)
02-4-01-316 PILOT-FED HOUSING AUTHORITY	3,315.00	0.00	21,975.04	662.90 (18,660.04)
02-4-01-317 PILOT-PLUM POINT ENERGY STA	705,703.00	0.00	0.00	0.00	705,703.00
02-4-01-323 A & P TAX REVENUE	32,000.00	4,064.44	21,260.39	66.44	10,739.61
02-4-01-325 GAS FRANCHISE TAX	85,000.00	51,002.60	74,780.62	87.98	10,219.38
02-4-01-328 TELEPHONE EXCISE TAX	20,000.00	0.00	12,000.00	60.00	8,000.00
02-4-01-331 CABLE FRANCHISE TAX	25,000.00	1,544.87	12,327.75	49.31	12,672.25
02-4-01-345 BUILDING PERMITS	2,000.00	177.00	916.60	45.83	1,083.40
02-4-01-375 PLANNING COMMISSION	100.00	0.00	0.00	0.00	100.00
02-4-01-384 CODE RED CONTRIBUTIONS	(3,750.00)	0.00 (3,750.00)	100.00	0.00
02-4-01-390 INTEREST INCOME	500.00	7.65	54.78	10.96	445.22
02-4-01-393 HISTORICAL SOCIETY	0.00	0.00	19,500.34	0.00 (19,500.34)
02-4-01-394 COUNTY SALES TAX	1,100,000.00	108,107.98	742,084.11	67.46	357,915.89
02-4-01-395 MISCELLANEOUS	0.00	0.00	3,943.37	0.00 (3,943.37)
02-4-01-396 GRANT INCOME	0.00	30,000.00	130,792.04	0.00 (130,792.04)
02-4-01-397 CITY SALES TAX	1,050,000.00	111,155.95	802,944.27	76.47	247,055.73
02-4-01-398 RENT INCOME	31,000.00	0.00	19,379.27	62.51	11,620.73
TOTAL ADMINISTRATION	3,803,868.00	369,995.81	2,359,107.20	62.02	1,444,760.80
<u>POLICE DEPT</u>					
02-4-02-335 FINES & FORFEITURES	200,000.00	15,447.80	153,470.88	76.74	46,529.12
02-4-02-337 OPD RECEIPTS	2,000.00	0.00	7,550.00	377.50 (5,550.00)
02-4-02-338 JAIL RECEIPTS	15,000.00	7,966.96	34,033.27	226.89 (19,033.27)
02-4-02-396 GRANT INCOME	20,000.00	0.00	13,908.88	69.54	6,091.12
TOTAL POLICE DEPT	237,000.00	23,414.76	208,963.03	88.17	28,036.97
<u>FIRE DEPT</u>					
02-4-03-380 CONTRACT TRAINING RECEIPTS	49,992.00	4,166.00	37,494.00	75.00	12,498.00
02-4-03-396 GRANT INCOME	50,000.00	12,221.09	32,334.19	64.67	17,665.81
TOTAL FIRE DEPT	99,992.00	16,387.09	69,828.19	69.83	30,163.81
<u>PARKS & RECREATION DEPT</u>					
02-4-04-350 ADMISSION FEES	95,000.00	6,205.00	72,611.00	76.43	22,389.00
02-4-04-396 GRANT INCOME	0.00	15,000.00	30,890.31	0.00 (30,890.31)
TOTAL PARKS & RECREATION DEPT	95,000.00	21,205.00	103,501.31	108.95 (8,501.31)
<u>GOLF COURSE FUND</u>					
02-4-18-360 GOLF COURSE MEMBERSHIP FEES	45,000.00	5,289.50	22,915.90	50.92	22,084.10
02-4-18-362 GREENS FEES	815.00	0.00	0.00	0.00	815.00
02-4-18-364 CART SHED RENTALS	8,500.00	650.00	4,460.00	52.47	4,040.00
02-4-18-365 PRO SHOP SALES	1,150.00	0.00	0.00	0.00	1,150.00
TOTAL GOLF COURSE FUND	55,465.00	5,939.50	27,375.90	49.36	28,089.10

CITY OF OSCEOLA
REVENUE & EXPENSE REPORT (UNAUDITED)
AS OF: AUGUST 31ST, 2020

02 -CITY GENERAL FUND

66.67% OF FISCAL YEAR

REVENUES	CURRENT BUDGET	CURRENT PERIOD	YEAR TO DATE ACTUAL	% OF BUDGET	BUDGET BALANCE
<u>HUMANE SHELTER FUND</u>					
02-4-19-340 ANIMAL SHELTER RECEIPTS	2,500.00	0.00	1,018.75	40.75	1,481.25
02-4-19-395 MISCELLANEOUS	0.00	0.00	260.00	0.00	(260.00)
TOTAL HUMANE SHELTER FUND	2,500.00	0.00	1,278.75	51.15	1,221.25
<hr/>					
TOTAL REVENUES	4,293,825.00	436,942.16	2,770,054.38	64.51	1,523,770.62
	=====	=====	=====	=====	=====

CITY OF OSCEOLA
REVENUE & EXPENSE REPORT (UNAUDITED)
AS OF: AUGUST 31ST, 2020

02 -CITY GENERAL FUND

66.67% OF FISCAL YEAR

DEPARTMENTAL EXPENDITURES	CURRENT BUDGET	CURRENT PERIOD	YEAR TO DATE ACTUAL	% OF BUDGET	BUDGET BALANCE
ADMINISTRATION					
02-5-01-400 SALARIES	140,200.00	12,016.83	98,078.74	69.96	42,121.26
02-5-01-501 TRAVEL & PUBLIC RELATIONS	3,200.00	0.00	0.00	0.00	3,200.00
02-5-01-502 PAYROLL TAX	11,280.00	893.32	8,832.81	78.31	2,447.19
02-5-01-503 GROUP INSURANCE	45,000.00	172.44	24,126.52	53.61	20,873.48
02-5-01-504 PENSION EXPENSE	84,000.00	6,953.88	55,631.04	66.23	28,368.96
02-5-01-510 TRAVEL & TRAINING EXPENSE	12,000.00	1,350.00	4,558.07	37.98	7,441.93
02-5-01-601 MATERIALS AND SUPPLIES	20,000.00	1,446.55	15,426.91	77.13	4,573.09
02-5-01-605 OFFICE EXPENSE	15,000.00	0.00	10,416.60	69.44	4,583.40
02-5-01-607 PUBLISHING ORDINANCES & NOTICE	2,000.00	28.00	1,785.00	89.25	215.00
02-5-01-610 TELEPHONE	3,500.00	0.00	2,832.11	80.92	667.89
02-5-01-619 BUILDING EXPENSE	10,000.00	225.00	534.23	5.34	9,465.77
02-5-01-620 UTILITIES	26,000.00	0.00	0.00	0.00	26,000.00
02-5-01-625 RENT	500.00	0.00	0.00	0.00	500.00
02-5-01-626 A & P EXPENSES	30,000.00	0.00	14,413.00	48.04	15,587.00
02-5-01-630 INSURANCE	34,000.00	0.00	80.33	0.24	33,919.67
02-5-01-640 DUES, MBRSHPS & SUBSCRIPTIONS	3,500.00	143.61	2,676.80	76.48	823.20
02-5-01-642 UNEMPLOYMENT BENEFIT ASSMT	0.00	0.00	6,766.94	0.00	6,766.94
02-5-01-644 LEGAL EXPENSES	20,000.00	139.00	3,670.25	18.35	16,329.75
02-5-01-645 ADV, PROMOTIONS & DONATIONS	6,000.00	0.00	2,271.00	37.85	3,729.00
02-5-01-647 LICENSES	250.00	0.00	1,092.43	436.97	842.43
02-5-01-651 OPERATING EXPENSES - VEHICLES	1,200.00	0.00	699.05	58.25	500.95
02-5-01-749 HEADSTART BLDG EXP	0.00	0.00	154.00	0.00	154.00
02-5-01-750 ROSENWALD BLDG EXPENSE	7,500.00	225.00	3,714.83	49.53	3,785.17
02-5-01-751 SR. CITIZEN BLDG EXPENSE	5,000.00	0.00	412.50	8.25	4,587.50
02-5-01-752 SCOUT HUT EXPENSE	5,000.00	0.00	991.65	19.83	4,008.35
02-5-01-753 COSTON BLDG EXP	30,000.00	0.00	52,284.41	174.28	22,284.41
02-5-01-801 PLANNING COMMISSION EXPENSE	200.00	0.00	0.00	0.00	200.00
02-5-01-860 CONSULTING SERVICES	87,500.00	0.00	40,682.91	46.49	46,817.09
02-5-01-886 INTEREST EXPENSE	0.00	0.00	30.75	0.00	30.75
02-5-01-895 CAPITAL LEASE PAYMENTS	61,572.00	0.00	10,261.76	16.67	51,310.24
02-5-01-898 ABANDONED/CONDEMNED PROP EXP	0.00	0.00	400.00	0.00	400.00
02-5-01-899 MISCELLANEOUS	0.00	199.75	388.75	0.00	388.75
TOTAL ADMINISTRATION	664,402.00	23,448.50	362,413.39	54.55	301,988.61
POLICE DEPT					
02-5-02-400 SALARIES	1,539,038.00	109,869.96	1,057,695.72	68.72	481,342.28
02-5-02-414 SALARIES-GRANT/OPD	(60,000.00)	0.00	64,628.38	107.71	4,628.38
02-5-02-426 AUXILIARY POLICE	2,000.00	10.88	461.58	23.08	1,538.42
02-5-02-502 PAYROLL TAX	123,123.00	8,190.87	73,073.75	59.35	50,049.25
02-5-02-503 GROUP INSURANCE	135,000.00	1,513.86	53,101.26	39.33	81,898.74
02-5-02-504 PENSION EXPENSE	244,541.00	174.14	149,732.91	61.23	94,808.09
02-5-02-510 TRAVEL & TRAINING EXPENSE	15,000.00	0.00	1,329.33	8.86	13,670.67
02-5-02-515 SAFETY SUPPLIES	0.00	71.36	1,009.58	0.00	1,009.58
02-5-02-580 UNIFORM EXPENSE	12,000.00	1,251.91	8,949.46	74.58	3,050.54
02-5-02-581 UNIFORM LAUNDRY	2,500.00	303.30	1,012.42	40.50	1,487.58
02-5-02-601 MATERIALS AND SUPPLIES	30,000.00	4,324.46	22,389.80	74.63	7,610.20
02-5-02-610 TELEPHONE	35,000.00	3,830.42	33,365.35	95.33	1,634.65

CITY OF OSCEOLA
REVENUE & EXPENSE REPORT (UNAUDITED)
AS OF: AUGUST 31ST, 2020

02 -CITY GENERAL FUND

66.67% OF FISCAL YEAR

DEPARTMENTAL EXPENDITURES	CURRENT BUDGET	CURRENT PERIOD	YEAR TO DATE ACTUAL	% OF BUDGET	BUDGET BALANCE
02-5-02-619 BUILDING EXPENSE	2,000.00	0.00	2,537.70	126.89 (537.70)
02-5-02-620 UTILITIES	9,200.00	96.17	4,888.14	53.13	4,311.86
02-5-02-630 INSURANCE	40,000.00	0.00	19,220.40	48.05	20,779.60
02-5-02-640 DUES, MBRSHPS & SUBSCRIPTIONS	27,500.00	2,268.00	32,245.78	117.26 (4,745.78)
02-5-02-648 IMMUNIZATIONS & PHYSICALS	2,500.00	614.00	2,912.68	116.51 (412.68)
02-5-02-650 REPAIRS & MAINTENANCE - VEH &	10,000.00	4,706.31	12,910.74	129.11 (2,910.74)
02-5-02-651 OPERATING EXPENSES - VEHICLES	55,000.00	5,384.42	35,938.21	65.34	19,061.79
02-5-02-700 EQUIPMENT PURCHASES	60,000.00	0.00	34,278.25	57.13	25,721.75
02-5-02-899 MISCELLANEOUS	0.00	210.00	1,803.60	0.00 (1,803.60)
TOTAL POLICE DEPT	2,284,402.00	139,792.34	1,484,228.28	64.97	800,173.72
FIRE DEPT					
02-5-03-400 SALARIES	784,000.00	58,992.13	595,146.66	75.91	188,853.34
02-5-03-427 FIRE SCRIPT-REDEEMED	7,200.00	486.00	2,826.00	39.25	4,374.00
02-5-03-502 PAYROLL TAX	15,680.00	1,075.90	8,948.72	57.07	6,731.28
02-5-03-503 GROUP INSURANCE	72,000.00 (840.36)	34,315.81	47.66	37,684.19
02-5-03-504 PENSION EXPENSE	128,000.00	29.50	99,732.50	77.92	28,267.50
02-5-03-510 TRAVEL & TRAINING EXPENSE	2,000.00	0.00	0.00	0.00	2,000.00
02-5-03-515 SAFETY SUPPLIES	500.00	495.00	564.96	112.99 (64.96)
02-5-03-580 UNIFORM EXPENSE	4,800.00	60.49	1,237.69	25.79	3,562.31
02-5-03-581 UNIFORM LAUNDRY	0.00	0.00	1,653.72	0.00 (1,653.72)
02-5-03-601 MATERIALS AND SUPPLIES	10,000.00	8,205.14	42,684.12	426.84 (32,684.12)
02-5-03-610 TELEPHONE	20,000.00	3,175.60	25,473.15	127.37 (5,473.15)
02-5-03-619 BUILDING EXPENSE	3,000.00	0.00	1,291.85	43.06	1,708.15
02-5-03-620 UTILITIES	8,500.00	47.38	1,805.92	21.25	6,694.08
02-5-03-630 INSURANCE	33,000.00	0.00	17,138.76	51.94	15,861.24
02-5-03-640 DUES, MBRSHPS & SUBSCRIPTIONS	0.00	0.00	297.02	0.00 (297.02)
02-5-03-648 IMMUNIZATIONS & PHYSICALS	1,000.00	0.00	598.36	59.84	401.64
02-5-03-650 REPAIRS & MAINTENANCE - VEH &	22,000.00	2,892.31	9,069.66	41.23	12,930.34
02-5-03-651 OPERATING EXPENSES - VEHICLES	12,000.00	1,152.21	7,631.31	63.59	4,368.69
02-5-03-686 EQUIPMENT RENTAL	0.00	148.51	297.02	0.00 (297.02)
TOTAL FIRE DEPT	1,123,680.00	75,919.81	850,713.23	75.71	272,966.77
PARKS & RECREATION DEPT					
02-5-04-400 SALARIES	295,108.00	23,290.30	206,487.91	69.97	88,620.09
02-5-04-455 TEMP SERVICE WAGES	10,000.00	0.00	0.00	0.00	10,000.00
02-5-04-502 PAYROLL TAX	22,960.00	1,667.90	13,918.80	60.62	9,041.20
02-5-04-503 GROUP INSURANCE	30,000.00 (1,157.35)	19,170.83	63.90	10,829.17
02-5-04-504 PENSION EXPENSE	5,000.00	447.22	4,070.85	81.42	929.15
02-5-04-510 TRAVEL & TRAINING EXPENSE	12,000.00	0.00	0.00	0.00	12,000.00
02-5-04-515 SAFETY SUPPLIES	1,500.00	0.00	1,247.75	83.18	252.25
02-5-04-601 MATERIALS AND SUPPLIES	45,000.00	3,067.54	39,884.73	88.63	5,115.27
02-5-04-610 TELEPHONE	7,000.00	1,177.42	10,846.02	154.94 (3,846.02)
02-5-04-619 BUILDING EXPENSE	10,000.00	0.00	12,011.65	120.12 (2,011.65)
02-5-04-620 UTILITIES	35,500.00	847.77	3,528.52	9.94	31,971.48
02-5-04-630 INSURANCE	12,000.00	0.00	3,182.12	26.52	8,817.88
02-5-04-640 DUES, MBRSHPS & SUBSCRIPTIONS	1,000.00	0.00	175.00	17.50	825.00
02-5-04-645 ADV, PROMOTIONS & DONATIONS	2,000.00	0.00	0.00	0.00	2,000.00
02-5-04-647 LICENSES	2,000.00	0.00	25.00	1.25	1,975.00
02-5-04-648 IMMUNIZATIONS & PHYSICALS	200.00	32.00	422.00	211.00 (222.00)

CITY OF OSCEOLA
REVENUE & EXPENSE REPORT (UNAUDITED)
AS OF: AUGUST 31ST, 2020

02 -CITY GENERAL FUND

66.67% OF FISCAL YEAR

DEPARTMENTAL EXPENDITURES	CURRENT BUDGET	CURRENT PERIOD	YEAR TO DATE ACTUAL	% OF BUDGET	BUDGET BALANCE
02-5-04-650 REPAIRS & MAINTENANCE - VEH &	5,000.00	141.80	1,904.72	38.09	3,095.28
02-5-04-651 OPERATING EXPENSES - VEHICLES	5,000.00	392.43	3,674.10	73.48	1,325.90
02-5-04-686 EQUIPMENT RENTAL	200.00	0.00	0.00	0.00	200.00
02-5-04-700 EQUIPMENT PURCHASES	5,000.00	4,170.89	4,170.89	83.42	829.11
02-5-04-725 ATHLETIC EQUIPMENT	40,000.00	0.00	33,078.84	82.70	6,921.16
02-5-04-895 CAPITAL LEASE PAYMENTS	40,000.00	1,365.73	26,577.68	66.44	13,422.32
TOTAL PARKS & RECREATION DEPT	586,468.00	35,443.65	384,377.41	65.54	202,090.59
<u>MUNICIPAL COURT</u>					
02-5-05-421 JUDGE'S SALARY	30,000.00	2,443.75	19,550.00	65.17	10,450.00
02-5-05-422 CLERK'S SALARY	111,638.00	8,325.56	76,523.04	68.55	35,114.96
02-5-05-502 PAYROLL TAX	6,358.00	624.06	5,431.20	85.42	926.80
02-5-05-503 GROUP INSURANCE	5,000.00	101.74	5,087.01	101.74	87.01
02-5-05-504 PENSION EXPENSE	7,000.00	523.42	4,187.35	59.82	2,812.65
02-5-05-510 TRAVEL & TRAINING EXPENSE	500.00	0.00	0.00	0.00	500.00
02-5-05-550 EMPLOYEE RELATIONS	0.00	0.00	26.18	0.00	26.18
02-5-05-601 MATERIALS AND SUPPLIES	5,000.00	1,145.00	2,523.75	50.48	2,476.25
02-5-05-619 BUILDING EXPENSE	0.00	0.00	35.00	0.00	35.00
02-5-05-620 UTILITIES	0.00	85.94	301.76	0.00	301.76
02-5-05-630 INSURANCE	2,500.00	0.00	0.00	0.00	2,500.00
02-5-05-640 DUES, MBRSHPS & SUBSCRIPTIONS	0.00	0.00	225.00	0.00	225.00
02-5-05-648 IMMUNIZATIONS & PHYSICALS	0.00	0.00	64.00	0.00	64.00
02-5-05-650 REPAIRS & MAINTENANCE - VEH &	0.00	257.82	257.82	0.00	257.82
02-5-05-899 MISCELLANEOUS	(62,500.00)	0.00	(44,030.09)	70.45	(18,469.91)
TOTAL MUNICIPAL COURT	105,496.00	13,303.81	70,182.02	66.53	35,313.98
<u>JAIL DEPARTMENT</u>					
02-5-11-400 SALARIES	121,775.00	16,822.32	85,841.32	70.49	35,933.68
02-5-11-455 TEMP SERVICE WAGES	0.00	2,184.00	49,814.52	0.00	49,814.52
02-5-11-502 PAYROLL TAX	9,120.00	1,249.63	6,028.24	66.10	3,091.76
02-5-11-503 GROUP INSURANCE	15,000.00	127.58	25,908.10	172.72	10,908.10
02-5-11-504 PENSION EXPENSE	1,250.00	197.04	1,729.39	138.35	479.39
02-5-11-510 TRAVEL & TRAINING EXPENSE	1,800.00	0.00	0.00	0.00	1,800.00
02-5-11-580 UNIFORM EXPENSE	1,000.00	0.00	0.00	0.00	1,000.00
02-5-11-601 MATERIALS AND SUPPLIES	40,000.00	6,229.30	26,638.48	66.60	13,361.52
02-5-11-610 TELEPHONE	0.00	249.41	810.27	0.00	810.27
02-5-11-619 BUILDING EXPENSE	3,000.00	0.00	1,134.66	37.82	1,865.34
02-5-11-620 UTILITIES	20,800.00	0.00	0.00	0.00	20,800.00
02-5-11-630 INSURANCE	200.00	0.00	56.24	28.12	143.76
02-5-11-648 IMMUNIZATIONS & PHYSICALS	1,000.00	642.00	1,379.00	137.90	379.00
02-5-11-655 JAIL MAINTENANCE FUND	25,000.00	2,748.60	18,120.34	72.48	6,879.66
02-5-11-659 INMATE MEDICAL	250.00	66.95	344.05	137.62	94.05
TOTAL JAIL DEPARTMENT	240,195.00	30,261.67	217,804.61	90.68	22,390.39
<u>CODE ENFORCEMENT</u>					
02-5-17-400 SALARIES	0.00	6,168.46	49,602.59	0.00	49,602.59
02-5-17-440 WAGES - STAFF	78,500.00	0.00	0.00	0.00	78,500.00
02-5-17-441 WAGES - STREET EMPLOYEES	50,000.00	0.00	0.00	0.00	50,000.00
02-5-17-455 TEMP SERVICE WAGES	10,280.00	0.00	0.00	0.00	10,280.00
02-5-17-502 PAYROLL TAX	6,280.00	460.24	3,560.94	56.70	2,719.06

CITY OF OSCEOLA
REVENUE & EXPENSE REPORT (UNAUDITED)
AS OF: AUGUST 31ST, 2020

02 -CITY GENERAL FUND

66.67% OF FISCAL YEAR

DEPARTMENTAL EXPENDITURES	CURRENT BUDGET	CURRENT PERIOD	YEAR TO DATE ACTUAL	% OF BUDGET	BUDGET BALANCE
02-5-17-503 GROUP INSURANCE	5,000.00 (155.22)	620.32	12.41	4,379.68
02-5-17-510 TRAVEL & TRAINING EXPENSE	5,000.00	0.00	0.00	0.00	5,000.00
02-5-17-580 UNIFORM EXPENSE	0.00	0.00	377.05	0.00 (377.05)
02-5-17-601 MATERIALS AND SUPPLIES	5,000.00	3,824.74	5,008.38	100.17 (8.38)
02-5-17-647 LICENSES	0.00	230.00	230.00	0.00 (230.00)
02-5-17-651 OPERATING EXPENSES- VEHICLES	20,000.00	54.21	643.65	3.22	19,356.35
TOTAL CODE ENFORCEMENT	180,060.00	10,582.43	60,042.93	33.35	120,017.07
<u>GOLF COURSE FUND</u>					
02-5-18-400 SALARIES	80,105.00	6,544.72	50,539.80	63.09	29,565.20
02-5-18-455 TEMP SERVICE WAGES	6,000.00	0.00	0.00	0.00	6,000.00
02-5-18-502 PAYROLL TAX	6,408.00	487.86	3,509.59	54.77	2,898.41
02-5-18-503 GROUP INSURANCE	15,000.00 (107.84)	5,002.84	33.35	9,997.16
02-5-18-504 PENSION EXPENSE	3,270.00	278.92	2,106.60	64.42	1,163.40
02-5-18-515 SAFETY SUPPLIES	0.00	0.00	3,257.82	0.00 (3,257.82)
02-5-18-601 MATERIALS AND SUPPLIES	20,000.00	220.00	9,939.14	49.70	10,060.86
02-5-18-610 TELEPHONE	5,000.00	705.14	7,280.55	145.61 (2,280.55)
02-5-18-619 BUILDING EXPENSE	0.00	0.00	671.00	0.00 (671.00)
02-5-18-620 UTILITIES	5,700.00	0.00	695.55	12.20	5,004.45
02-5-18-630 INSURANCE	6,000.00	0.00	764.56	12.74	5,235.44
02-5-18-640 DUES, MBRSHPS & SUBSCRIPTIONS	102.00	0.00	0.00	0.00	102.00
02-5-18-650 REPAIRS & MAINTENANCE - VEH &	10,000.00	1,900.72	6,725.14	67.25	3,274.86
02-5-18-651 OPERATING EXPENSES - VEHICLES	3,000.00	0.00	108.70	3.62	2,891.30
02-5-18-686 EQUIPMENT RENTAL	500.00	0.00	0.00	0.00	500.00
02-5-18-895 CAPITAL LEASE PAYMENTS	25,000.00	1,489.40	15,939.55	63.76	9,060.45
TOTAL GOLF COURSE FUND	186,085.00	11,518.92	106,540.84	57.25	79,544.16
<u>HUMANE SHELTER FUND</u>					
02-5-19-400 SALARIES	87,525.00	4,003.88	34,769.54	39.73	52,755.46
02-5-19-455 TEMP SERVICE WAGES	15,000.00	931.00	9,955.44	66.37	5,044.56
02-5-19-502 PAYROLL TAX	7,002.00	299.90	2,381.77	34.02	4,620.23
02-5-19-503 GROUP INSURANCE	6,000.00 (10.06)	2,817.87	46.96	3,182.13
02-5-19-504 PENSION EXPENSE	1,250.00	91.75	734.89	58.79	515.11
02-5-19-510 TRAVEL & TRAINING EXPENSE	250.00	0.00	0.00	0.00	250.00
02-5-19-515 SAFETY SUPPLIES	200.00	0.00	0.00	0.00	200.00
02-5-19-580 UNIFORM EXPENSE	500.00	0.00	0.00	0.00	500.00
02-5-19-601 MATERIALS AND SUPPLIES	22,500.00	2,537.73	13,026.65	57.90	9,473.35
02-5-19-610 TELEPHONE	9,800.00	1,384.45	11,480.25	117.15 (1,680.25)
02-5-19-611 VET BILLS	9,500.00	699.64	3,043.74	32.04	6,456.26
02-5-19-619 BUILDING EXPENSE	4,000.00	8,778.59	9,777.63	244.44 (5,777.63)
02-5-19-620 UTILITIES	3,600.00	109.56	657.38	18.26	2,942.62
02-5-19-630 INSURANCE	1,400.00	0.00	441.56	31.54	958.44
02-5-19-648 IMMUNIZATIONS & PHYSICALS	250.00 (699.64)	231.80	92.72	18.20
02-5-19-650 REPAIRS & MAINTENANCE - VEH &	1,500.00	157.18	351.53	23.44	1,148.47
02-5-19-651 OPERATING EXPENSES - VEHICLES	3,000.00	116.41	2,305.04	76.83	694.96
02-5-19-700 EQUIPMENT PURCHASES	8,500.00	0.00	0.00	0.00	8,500.00
02-5-19-840 Disposal	0.00	15.06	15.06	0.00 (15.06)
TOTAL HUMANE SHELTER FUND	181,777.00	18,415.45	91,990.15	50.61	89,786.85
<u>TOTAL EXPENDITURES</u>	5,552,565.00	358,686.58	3,628,292.86	65.34	1,924,272.14

CITY OF OSCEOLA
REVENUE & EXPENSE REPORT (UNAUDITED)
AS OF: AUGUST 31ST, 2020

02 -CITY GENERAL FUND

66.67% OF FISCAL YEAR

DEPARTMENTAL EXPENDITURES	CURRENT BUDGET	CURRENT PERIOD	YEAR TO DATE ACTUAL	% OF BUDGET	BUDGET BALANCE
	=====	=====	=====	=====	=====
REVENUES OVER/(UNDER) EXPENDITURES	(1,258,740.00)	78,255.58 (858,238.48)	(400,501.52)

CITY OF OSCEOLA
BALANCE SHEET
AS OF: AUGUST 31ST, 2020

03 -STREET FUND

ACCOUNT #	ACCOUNT DESCRIPTION	BALANCE
<u>ASSETS</u>		
=====		
03-106	FNBEA-STREET FUND(9910)	136.70
03-115	BANCORP-STREET FUND(0449)	102,465.70
03-130	DUE TO/FROM OTHER FUNDS	(104,677.81)
		(2,075.41)
TOTAL ASSETS		(2,075.41)
		=====
<u>LIABILITIES</u>		
=====		
03-201	ACCOUNTS PAYABLE	15,283.65
03-236	ACCRUED WAGES	20,261.67
	TOTAL LIABILITIES	35,545.32
<u>EQUITY</u>		
=====		
03-291	BEGINNING FUND BALANCE	56,996.74
	TOTAL BEGINNING EQUITY	56,996.74
TOTAL REVENUE		389,343.36
TOTAL EXPENSES		483,960.83
TOTAL REVENUE OVER/(UNDER) EXPENSES		(94,617.47)
TOTAL EQUITY & REV. OVER/(UNDER) EXP.		(37,620.73)
TOTAL LIABILITIES, EQUITY & REV.OVER/(UNDER) EXP.		(2,075.41)
		=====

CITY OF OSCEOLA
REVENUE & EXPENSE REPORT (UNAUDITED)
AS OF: AUGUST 31ST, 2020

03 -STREET FUND
FINANCIAL SUMMARY

66.67% OF FISCAL YEAR

	CURRENT BUDGET	CURRENT PERIOD	YEAR TO DATE ACTUAL	% OF BUDGET	BUDGET BALANCE
<u>REVENUE SUMMARY</u>					
STREET DEPT	<u>550,040.00</u>	<u>50,769.66</u>	<u>389,343.36</u>	<u>70.78</u>	<u>160,696.64</u>
TOTAL REVENUES	<u>550,040.00</u>	<u>50,769.66</u>	<u>389,343.36</u>	<u>70.78</u>	<u>160,696.64</u>
	=====	=====	=====	=====	=====
<u>EXPENDITURE SUMMARY</u>					
STREET DEPT	<u>882,750.00</u>	<u>42,229.83</u>	<u>483,960.83</u>	<u>54.82</u>	<u>398,789.17</u>
TOTAL EXPENDITURES	<u>882,750.00</u>	<u>42,229.83</u>	<u>483,960.83</u>	<u>54.82</u>	<u>398,789.17</u>
	=====	=====	=====	=====	=====
REVENUES OVER/ (UNDER) EXPENDITURES	(332,710.00)	8,539.83 (94,617.47)	(238,092.53)

CITY OF OSCEOLA
REVENUE & EXPENSE REPORT (UNAUDITED)
AS OF: AUGUST 31ST, 2020

03 -STREET FUND

66.67% OF FISCAL YEAR

REVENUES	CURRENT BUDGET	CURRENT PERIOD	YEAR TO DATE ACTUAL	% OF BUDGET	BUDGET BALANCE
<u>STREET DEPT</u>					
03-4-06-314 GENERAL REVENUE (STATE OF ARK)	0.00	150.00	150.00	0.00 (150.00)
03-4-06-322 DEBRIS REMOVAL	0.00	0.00	461.00	0.00 (461.00)
03-4-06-386 STREET REVENUE TURNBACK	550,000.00	50,465.80	388,558.97	70.65	161,441.03
03-4-06-390 INTEREST INCOME	40.00	3.86	23.39	58.48	16.61
03-4-06-395 MISCELLANEOUS	0.00	150.00	150.00	0.00 (150.00)
TOTAL STREET DEPT	550,040.00	50,769.66	389,343.36	70.78	160,696.64
<hr/>					
TOTAL REVENUES	550,040.00	50,769.66	389,343.36	70.78	160,696.64
	=====	=====	=====	=====	=====

CITY OF OSCEOLA
REVENUE & EXPENSE REPORT (UNAUDITED)
AS OF: AUGUST 31ST, 2020

03 -STREET FUND

66.67% OF FISCAL YEAR

DEPARTMENTAL EXPENDITURES	CURRENT BUDGET	CURRENT PERIOD	YEAR TO DATE ACTUAL	% OF BUDGET	BUDGET BALANCE
<u>STREET DEPT</u>					
03-5-06-441 WAGES-STREET EMPLOYEES	353,241.00	23,856.58	219,804.56	62.23	133,436.44
03-5-06-455 TEMP SERVICES WAGES	55,000.00	3,487.40	41,898.15	76.18	13,101.85
03-5-06-502 PAYROLL TAX	28,259.00	1,772.04	15,431.42	54.61	12,827.58
03-5-06-503 GROUP INSURANCE	60,000.00 (360.04)	23,475.64	39.13	36,524.36
03-5-06-504 PENSION EXPENSE	9,400.00	591.73	5,643.96	60.04	3,756.04
03-5-06-510 TRAVEL & TRAINING EXPENSE	2,000.00	0.00	0.00	0.00	2,000.00
03-5-06-515 SAFETY SUPPLIES	7,500.00	135.76	1,528.67	20.38	5,971.33
03-5-06-580 UNIFORM EXPENSE	3,200.00	1.00	3,486.53	108.95 (286.53)
03-5-06-601 MATERIALS AND SUPPLIES	25,000.00	1,490.23	8,897.26	35.59	16,102.74
03-5-06-610 TELEPHONE	7,000.00	949.04	9,201.05	131.44 (2,201.05)
03-5-06-619 BUILDING EXPENSE	15,000.00	182.11	6,274.41	41.83	8,725.59
03-5-06-620 UTILITIES	2,900.00	0.00	886.21	30.56	2,013.79
03-5-06-630 INSURANCE	28,000.00	0.00	11,823.32	42.23	16,176.68
03-5-06-640 DUES, MBRSHPS & SUBSCRIPTIONS	250.00	0.00	271.16	108.46 (21.16)
03-5-06-647 LICENSES	0.00	0.00	92.00	0.00 (92.00)
03-5-06-648 IMMUNIZATIONS & PHYSICALS	1,000.00	167.00	498.00	49.80	502.00
03-5-06-650 REPAIRS & MAINTENANCE - VEH &	50,000.00	2,477.02	53,524.72	107.05 (3,524.72)
03-5-06-651 OPERATING EXPENSES - VEHICLES	52,000.00	2,637.66	26,082.22	50.16	25,917.78
03-5-06-750 ASPHALT	7,500.00	0.00	559.37	7.46	6,940.63
03-5-06-751 GRAVEL	1,000.00	195.71	277.58	27.76	722.42
03-5-06-752 CULVERTS & DRAINS, ETC.	1,500.00	0.00	0.00	0.00	1,500.00
03-5-06-753 STREET-REPAIR CONTRACT	75,000.00	0.00	0.00	0.00	75,000.00
03-5-06-755 STREET PAINTING	500.00	0.00	0.00	0.00	500.00
03-5-06-756 SIGNS	2,500.00	432.31	432.31	17.29	2,067.69
03-5-06-840 DUMPING-DISPOSAL	50,000.00	3,956.88	37,168.54	74.34	12,831.46
03-5-06-895 CAPITAL LEASE PAYMENTS	45,000.00	257.40	16,703.75	37.12	28,296.25
TOTAL STREET DEPT	882,750.00	42,229.83	483,960.83	54.82	398,789.17
<hr/>					
TOTAL EXPENDITURES	882,750.00	42,229.83	483,960.83	54.82	398,789.17
<hr/>					
REVENUES OVER/(UNDER) EXPENDITURES	(332,710.00)	8,539.83 (94,617.47)	(238,092.53)

CITY OF OSCEOLA
BALANCE SHEET
AS OF: AUGUST 31ST, 2020

04 -SANITATION FUND

ACCOUNT #	ACCOUNT DESCRIPTION	BALANCE	
ASSETS			
=====			
04-106	FNBEA-SANITATION FUND(9929)	2,321.92	
04-107	FNBEA SANITATION	4,987.95	
04-114	PREPAID INSURANCE	1,016.00	
04-115	BANCORP-SANITATION FUND(9951)	3,133.29	
04-130	DUE TO/FROM OTHER FUNDS	(87,466.51)	
04-185	TOOLS AND EQUIPMENT	2,308,496.28	
04-188	LAND PLANT SITE	47,257.70	
04-189	AUTO & TRUCKS	76,896.68	
04-193	WASTE TO ENERGY FACILITY	1,444,544.38	
04-194	RESERVE FOR DEPR WASTE FACILIT	(2,137,481.27)	
		<u>1,663,706.42</u>	
TOTAL ASSETS			<u>1,663,706.42</u>
			=====
LIABILITIES			
=====			
04-201	ACCOUNTS PAYABLE	20,783.26	
04-232	COMPENSATED ABSENCES	8,923.20	
04-236	ACCRUED WAGES	15,529.27	
04-241	ACCRUED INTEREST PAYABLE	841.75	
04-263	N/P BCS COMML GARBAGE TRUCK	201,533.52	
04-267	N/P BCS KNUCKLEBOOM TRUCK	104,560.01	
04-269	N/P BCS COMML ROLL-OFF	94,582.46	
04-270	N/P BCS RESIDENTL GARBAGE TRUCK	175,100.42	
04-272	N/P BCS JOHN DEERE BACKHOE	823.19	
	TOTAL LIABILITIES	<u>622,677.08</u>	
EQUITY			
=====			
04-290	RETAINED EARNINGS	<u>1,090,483.89</u>	
	TOTAL BEGINNING EQUITY	<u>1,090,483.89</u>	
TOTAL REVENUE		647,716.83	
TOTAL EXPENSES		<u>697,171.38</u>	
	TOTAL REVENUE OVER/(UNDER) EXPENSES	(49,454.55)	
TOTAL EQUITY & REV. OVER/(UNDER) EXP.		<u>1,041,029.34</u>	
TOTAL LIABILITIES, EQUITY & REV.OVER/(UNDER) EXP.			<u>1,663,706.42</u>
			=====

CITY OF OSCEOLA
REVENUE & EXPENSE REPORT (UNAUDITED)
AS OF: AUGUST 31ST, 2020

04 -SANITATION FUND
FINANCIAL SUMMARY

66.67% OF FISCAL YEAR

	CURRENT BUDGET	CURRENT PERIOD	YEAR TO DATE ACTUAL	% OF BUDGET	BUDGET BALANCE
<u>REVENUE SUMMARY</u>					
SANITATION	850,050.00	70,791.87	572,982.74	67.41	277,067.26
PEST CONTROL FUND	<u>108,000.00</u>	<u>9,437.98</u>	<u>74,734.09</u>	<u>69.20</u>	<u>33,265.91</u>
TOTAL REVENUES	<u>958,050.00</u>	<u>80,229.85</u>	<u>647,716.83</u>	<u>67.61</u>	<u>310,333.17</u>
<u>EXPENDITURE SUMMARY</u>					
SANITATION	978,891.00	63,279.50	641,738.86	65.56	337,152.14
COMPOSTING DEPT	11,400.00	0.00	304.37	2.67	11,095.63
PEST CONTROL FUND	<u>85,500.00</u>	<u>7,875.45</u>	<u>55,128.15</u>	<u>64.48</u>	<u>30,371.85</u>
TOTAL EXPENDITURES	<u>1,075,791.00</u>	<u>71,154.95</u>	<u>697,171.38</u>	<u>64.81</u>	<u>378,619.62</u>
REVENUES OVER/(UNDER) EXPENDITURES	(117,741.00)	9,074.90	(49,454.55)	(68,286.45)

CITY OF OSCEOLA
REVENUE & EXPENSE REPORT (UNAUDITED)
AS OF: AUGUST 31ST, 2020

04 -SANITATION FUND

66.67% OF FISCAL YEAR

REVENUES	CURRENT BUDGET	CURRENT PERIOD	YEAR TO DATE ACTUAL	% OF BUDGET	BUDGET BALANCE
<u>SANITATION</u>					
04-4-07-300 SALES	850,000.00	70,791.00	570,314.29	67.10	279,685.71
04-4-07-390 INTEREST INCOME	50.00	0.87	8.65	17.30	41.35
04-4-07-395 MISCELLANEOUS	0.00	0.00	2,659.80	0.00	(2,659.80)
TOTAL SANITATION	850,050.00	70,791.87	572,982.74	67.41	277,067.26
<u>COMPOSTING DEPT</u>					
<u>PEST CONTROL FUND</u>					
04-4-20-300 SALES	108,000.00	9,437.98	74,734.09	69.20	33,265.91
TOTAL PEST CONTROL FUND	108,000.00	9,437.98	74,734.09	69.20	33,265.91
<u>TOTAL REVENUES</u>					
	958,050.00	80,229.85	647,716.83	67.61	310,333.17
	=====	=====	=====	=====	=====

CITY OF OSCEOLA
REVENUE & EXPENSE REPORT (UNAUDITED)
AS OF: AUGUST 31ST, 2020

04 -SANITATION FUND

66.67% OF FISCAL YEAR

DEPARTMENTAL EXPENDITURES	CURRENT BUDGET	CURRENT PERIOD	YEAR TO DATE ACTUAL	% OF BUDGET	BUDGET BALANCE
<u>SANITATION</u>					
04-5-07-451 WAGES-GARBAGE COLLECTIONS	302,677.00	18,269.70	193,082.05	63.79	109,594.95
04-5-07-455 TEMP SERVICE WAGES	45,000.00	3,650.50	32,877.25	73.06	12,122.75
04-5-07-502 PAYROLL TAX	24,214.00	1,329.40	13,226.63	54.62	10,987.37
04-5-07-503 GROUP INSURANCE	35,000.00 (594.48)	15,748.41	45.00	19,251.59
04-5-07-504 PENSION EXPENSE	10,500.00	622.98	5,382.77	51.26	5,117.23
04-5-07-510 TRAVEL & TRAINING EXPENSE	750.00	0.00	0.00	0.00	750.00
04-5-07-515 SAFETY SUPPLIES	5,000.00	135.76	2,101.67	42.03	2,898.33
04-5-07-580 UNIFORM EXPENSE	5,000.00 (48.00)	3,303.98	66.08	1,696.02
04-5-07-601 MATERIALS AND SUPPLIES	23,000.00	311.01	4,442.95	19.32	18,557.05
04-5-07-610 TELEPHONE	4,500.00	605.86	5,125.49	113.90 (625.49)
04-5-07-619 BUILDING EXPENSE	4,000.00	170.80	7,655.53	191.39 (3,655.53)
04-5-07-620 UTILITIES	2,500.00	0.00	666.42	26.66	1,833.58
04-5-07-630 INSURANCE	22,500.00	0.00	15,560.00	69.16	6,940.00
04-5-07-642 GARBAGE BAGS	20,000.00 (1,485.00)	14,358.96	71.79	5,641.04
04-5-07-647 LICENSES	1,000.00	0.00	767.00	76.70	233.00
04-5-07-648 IMMUNIZATIONS & PHYSICALS	250.00	0.00	0.00	0.00	250.00
04-5-07-650 REPAIRS & MAINTENANCE - VEH &	20,000.00	1,428.47	16,571.56	82.86	3,428.44
04-5-07-651 OPERATING EXPENSES - VEHICLES	35,000.00	3,141.99	28,647.72	81.85	6,352.28
04-5-07-764 DEPRECIATION EXPENSE	198,000.00	16,500.00	132,000.00	66.67	66,000.00
04-5-07-840 DUMPING-DISPOSAL	200,000.00	17,350.34	132,629.32	66.31	67,370.68
04-5-07-886 INTEREST EXPENSE	20,000.00	1,890.17	17,591.15	87.96	2,408.85
TOTAL SANITATION	978,891.00	63,279.50	641,738.86	65.56	337,152.14
<u>COMPOSTING DEPT</u>					
04-5-10-601 MATERIALS AND SUPPLIES	950.00	0.00	12.09	1.27	937.91
04-5-10-650 REPAIRS & MAINTENANCE - VEH &	9,500.00	0.00	155.03	1.63	9,344.97
04-5-10-651 OPERATING EXPENSES - VEHICLES	950.00	0.00	137.25	14.45	812.75
TOTAL COMPOSTING DEPT	11,400.00	0.00	304.37	2.67	11,095.63
<u>PEST CONTROL FUND</u>					
04-5-20-601 MATERIALS AND SUPPLIES	500.00	0.00	0.00	0.00	500.00
04-5-20-602 CHEMICALS AND SUPPLIES	85,000.00	7,875.45	55,128.15	64.86	29,871.85
TOTAL PEST CONTROL FUND	85,500.00	7,875.45	55,128.15	64.48	30,371.85
<hr/>					
TOTAL EXPENDITURES	1,075,791.00	71,154.95	697,171.38	64.81	378,619.62
<hr/>					
REVENUES OVER/(UNDER) EXPENDITURES	(117,741.00)	9,074.90 (49,454.55)	(68,286.45)

05 -AIRPORT FUND

ACCOUNT #	ACCOUNT DESCRIPTION	BALANCE	
<u>ASSETS</u>			
=====			
05-101	REGIONS-AIRPORT OPERATING(680)	1,455.51	
05-105	BANCORP-AIRPORT GRANT(6248)	71,970.14	
05-130	DUE TO/FROM OTHER FUNDS	(22,997.35)	
		<u>50,428.30</u>	
TOTAL ASSETS			50,428.30
			=====
<u>LIABILITIES</u>			
=====			
<u>EQUITY</u>			
=====			
05-291	BEGINNING FUND BALANCE	<u>117,452.59</u>	
	TOTAL BEGINNING EQUITY	117,452.59	
TOTAL REVENUE		3,358.32	
TOTAL EXPENSES		<u>70,382.61</u>	
TOTAL REVENUE OVER/(UNDER) EXPENSES		(67,024.29)	
TOTAL EQUITY & REV. OVER/(UNDER) EXP.		<u>50,428.30</u>	
TOTAL LIABILITIES, EQUITY & REV.OVER/(UNDER) EXP.			50,428.30
			=====

CITY OF OSCEOLA
REVENUE & EXPENSE REPORT (UNAUDITED)
AS OF: AUGUST 31ST, 2020

05 -AIRPORT FUND
FINANCIAL SUMMARY

66.67% OF FISCAL YEAR

	CURRENT BUDGET	CURRENT PERIOD	YEAR TO DATE ACTUAL	% OF BUDGET	BUDGET BALANCE
<u>REVENUE SUMMARY</u>					
AIRPORT	0.00	1,630.28	3,358.32	0.00 (3,358.32)
TOTAL REVENUES	0.00	1,630.28	3,358.32	0.00 (3,358.32)
	=====	=====	=====	=====	=====
<u>EXPENDITURE SUMMARY</u>					
AIRPORT	25,000.00	343.17	70,382.61	281.53 (45,382.61)
TOTAL EXPENDITURES	25,000.00	343.17	70,382.61	281.53 (45,382.61)
	=====	=====	=====	=====	=====
REVENUES OVER/ (UNDER) EXPENDITURES	(25,000.00)	1,287.11 (67,024.29)		42,024.29

CITY OF OSCEOLA
REVENUE & EXPENSE REPORT (UNAUDITED)
AS OF: AUGUST 31ST, 2020

05 -AIRPORT FUND

66.67% OF FISCAL YEAR

REVENUES	CURRENT BUDGET	CURRENT PERIOD	YEAR TO DATE ACTUAL	% OF BUDGET	BUDGET BALANCE
<u>AIRPORT</u>					
05-4-09-390 INTEREST INCOME	0.00	3.05	24.64	0.00 (24.64)
05-4-09-391 RENTAL INCOME	0.00	1,000.00	2,000.00	0.00 (2,000.00)
05-4-09-395 MISCELLANEOUS	0.00	627.23	1,333.68	0.00 (1,333.68)
TOTAL AIRPORT	0.00	1,630.28	3,358.32	0.00 (3,358.32)
<hr/>					
TOTAL REVENUES	0.00	1,630.28	3,358.32	0.00 (3,358.32)
	=====	=====	=====	=====	=====

CITY OF OSCEOLA
REVENUE & EXPENSE REPORT (UNAUDITED)
AS OF: AUGUST 31ST, 2020

05 -AIRPORT FUND

66.67% OF FISCAL YEAR

DEPARTMENTAL EXPENDITURES	CURRENT BUDGET	CURRENT PERIOD	YEAR TO DATE ACTUAL	% OF BUDGET	BUDGET BALANCE
<u>AIRPORT</u>					
05-5-09-400 SALARIES	6,000.00	0.00	1,165.65	19.43	4,834.35
05-5-09-502 PAYROLL TAX	100.00	0.00	26.57	26.57	73.43
05-5-09-503 GROUP INSURANCE	7,900.00	0.00	2,231.88	28.25	5,668.12
05-5-09-601 MATERIALS AND SUPPLIES	0.00	152.77	3,755.34	0.00 (3,755.34)
05-5-09-619 BUILDING EXPENSE	10,500.00	0.00	4,180.03	39.81	6,319.97
05-5-09-620 UTILITIES	500.00	190.40	283.48	56.70	216.52
05-5-09-630 INSURANCE	0.00	0.00	126.16	0.00 (126.16)
05-5-09-890 GRANT EXPENSE	0.00	0.00	58,500.00	0.00 (58,500.00)
05-5-09-899 MISCELLANEOUS	0.00	0.00	113.50	0.00 (113.50)
TOTAL AIRPORT	25,000.00	343.17	70,382.61	281.53 (45,382.61)
<hr/>					
TOTAL EXPENDITURES	25,000.00	343.17	70,382.61	281.53 (45,382.61)
<hr/>					
REVENUES OVER/(UNDER) EXPENDITURES	(25,000.00)	1,287.11 (67,024.29)		42,024.29

07 -FIREMEN'S PENSION FUND

ACCOUNT #	ACCOUNT DESCRIPTION	BALANCE	
<u>ASSETS</u>			
=====			
07-115	BANCORP-FIRE PENSION(6557)	12,761.93	
07-158	CHARLES SCHWAB	<u>2,861,924.68</u>	
			<u>2,874,686.61</u>
TOTAL ASSETS			<u>2,874,686.61</u>
			=====
<u>LIABILITIES</u>			
=====			
<u>EQUITY</u>			
=====			
07-292	RESERVE FOR RETIREMENT BENEFIT	<u>3,017,848.32</u>	
	TOTAL BEGINNING EQUITY	<u>3,017,848.32</u>	
TOTAL REVENUE		19,333.79	
TOTAL EXPENSES		<u>162,495.50</u>	
TOTAL REVENUE OVER/(UNDER) EXPENSES		(143,161.71)	
TOTAL EQUITY & REV. OVER/(UNDER) EXP.			<u>2,874,686.61</u>
TOTAL LIABILITIES, EQUITY & REV.OVER/(UNDER) EXP.			<u>2,874,686.61</u>
			=====

CITY OF OSCEOLA
REVENUE & EXPENSE REPORT (UNAUDITED)
AS OF: AUGUST 31ST, 2020

07 -FIREMEN'S PENSION FUND
FINANCIAL SUMMARY

66.67% OF FISCAL YEAR

	CURRENT BUDGET	CURRENT PERIOD	YEAR TO DATE ACTUAL	% OF BUDGET	BUDGET BALANCE
<u>REVENUE SUMMARY</u>					
FIREMEN'S PENSION	<u>0.00</u>	<u>1.24</u>	<u>19,333.79</u>	<u>0.00 (</u>	<u>19,333.79)</u>
TOTAL REVENUES	<u>0.00</u>	<u>1.24</u>	<u>19,333.79</u>	<u>0.00 (</u>	<u>19,333.79)</u>
	=====	=====	=====	=====	=====
<u>EXPENDITURE SUMMARY</u>					
FIREMEN'S PENSION	<u>0.00</u>	<u>20,481.50</u>	<u>162,495.50</u>	<u>0.00 (</u>	<u>162,495.50)</u>
TOTAL EXPENDITURES	<u>0.00</u>	<u>20,481.50</u>	<u>162,495.50</u>	<u>0.00 (</u>	<u>162,495.50)</u>
	=====	=====	=====	=====	=====
REVENUES OVER/(UNDER) EXPENDITURES	0.00 (20,480.26)	(143,161.71)		143,161.71

CITY OF OSCEOLA
REVENUE & EXPENSE REPORT (UNAUDITED)
AS OF: AUGUST 31ST, 2020

07 -FIREMEN'S PENSION FUND

66.67% OF FISCAL YEAR

REVENUES	CURRENT BUDGET	CURRENT PERIOD	YEAR TO DATE ACTUAL	% OF BUDGET	BUDGET BALANCE
<hr/>					
FIREMEN'S PENSION					
07-4-17-379 FUTURE SUPPLEMENT FIRE	0.00	0.00	19,313.40	0.00 (19,313.40)
07-4-17-390 INTEREST INCOME	0.00	1.24	20.39	0.00 (20.39)
TOTAL FIREMEN'S PENSION	0.00	1.24	19,333.79	0.00 (19,333.79)
<hr/>					
TOTAL REVENUES	0.00	1.24	19,333.79	0.00 (19,333.79)
	=====	=====	=====	=====	=====

CITY OF OSCEOLA
REVENUE & EXPENSE REPORT (UNAUDITED)
AS OF: AUGUST 31ST, 2020

07 -FIREMEN'S PENSION FUND

66.67% OF FISCAL YEAR

DEPARTMENTAL EXPENDITURES	CURRENT BUDGET	CURRENT PERIOD	YEAR TO DATE ACTUAL	% OF BUDGET	BUDGET BALANCE
<hr/>					
FIREMEN'S PENSION					
07-5-17-504 PENSION EXPENSE	0.00	17,731.50	159,745.50	0.00 (159,745.50)
07-5-17-643 ACCOUNTING & PROFESSIONAL FEES	0.00	2,750.00	2,750.00	0.00 (2,750.00)
TOTAL FIREMEN'S PENSION	0.00	20,481.50	162,495.50	0.00 (162,495.50)
<hr/>					
TOTAL EXPENDITURES	0.00	20,481.50	162,495.50	0.00 (162,495.50)
<hr/>					
REVENUES OVER/(UNDER) EXPENDITURES	0.00 (20,480.26) (143,161.71)		143,161.71

DEPARTMENT	FUND	VENDOR NAME	DESCRIPTION	AMOUNT
NON-DEPARTMENTAL	OSCEOLA LIGHT & PO ACSC		CS# 087919999/066481613	558.80
			CS# 087919999/066481613	558.80
			CS#577649658/377659089	360.00
			CS#577649658/377659089	360.00
			COLLINS #008126025	231.00
			COLLINS #008126025	231.00
			CASE ID:141129637- T.BAKER	184.00
			CASE ID:141129637- T.BAKER	184.00
			K.MARTIN-CASE#632964899	110.00
			K.MARTIN-CASE#632964899	110.00
			CS#022394788	216.00
			CS#022394788	216.00
	DEPT OF FINANCE		STATE W/H	2,076.04
			STATE W/H	2,130.58
	OMLP PAYROLL		OMLP PY 8/13/2020 BCS	2,973.83
			OMLP PY 8/13/2020 REG DD	36,290.09
			OMLP PY 8/27/2020 BCS	3,860.05
			OMLP PY 8/27/2020 REG DD	36,645.52
	MISCELLANEOUS V NICHOLSON, RONALD G		16-23100-06	1.39
	LUCKIE, DESMOND		18-17500-02	101.40
	LABONNE, BRITTANY		24-01000-15	20.87
	CHANDLER, JEFF		08-04900-05	2.60
	BROWD, JOHN		15-05900-01	105.91
	WOODSON, DANITA T		25-02350-01	4.00
	TECHLINE LTD		TECHLINE LTD	572.00
	COMMERCIAL COLLECTIONS		GARNISH T BAKER	125.16
			GARNISH T BAKER	125.16
			Garnish R Hattenhauer CIV2	287.39
			Garnish R Hattenhauer CIV2	287.39
			COMMERCIAL COLLECTIONS	73.62
	PROFESSIONAL CREDIT		NO.470CV-2013-172 L COLLIN	9.13
			NO.470CV-2013-172 L COLLIN	9.13
	MJMEUC		INV 17275 CUST ID: 0003	574,277.32
	ENTERGY ARKANSAS INC.		ENTERGY ARKANSAS INC.	27.39
			ENTERGY ARKANSAS INC.	244.82
			INV 2249087 CUST# 12188	9,198.28
	FIRST NATIONAL BANK		FIRST NATIONAL BANK	24,532.71
	BANCORPSOUTH EQUIP FINANCE		BANCORPSOUTH EQUIP FINANCE	5,050.46
	EFTPS		FEDERAL W/H	5,418.17
			FEDERAL W/H	5,602.59
			FICA W/H	3,488.47
			FICA W/H	3,587.89
			MEDICARE W/H	815.85
			MEDICARE W/H	839.08
	BORDER STATES ELECTRIC SUPPLY		CUST # 135211	368.51
			CUST # 135211	368.51
	WHOLESALE ELECTRIC SUPPLY		INV S6709850.001	549.10
	MISSISSIPPI COUNTY ELECTRIC CORP, INC.		MISSISSIPPI COUNTY ELECTRI	813,854.05
			TOTAL:	1,537,244.06
ELECTRIC DEPT	OSCEOLA LIGHT & PO WESCO DISTRIBUTION INC		WESCO DISTRIBUTION INC	80.19
	WALMART COMMUNITY BRC		WALMART COMMUNITY BRC	95.91
	BUGMOBILE OF AR INC		ACCT 7212	41.80
	HAWKS USED CARS & AUTO		HAWKS USED CARS & AUTO	271.98
			HAWKS USED CARS & AUTO	368.78
	REGULATORY COMPLIANCE SERVICE INC		REGULATORY COMPLIANCE SERV	395.00

DEPARTMENT	FUND	VENDOR NAME	DESCRIPTION	AMOUNT
		NEXAIR LLC	ACCT# 05340 INV 08020462	465.61
		LEGAL SHIELD	GRP#0038187 8/24/20	25.90
		AMERICAN HERITAGE LIFE	RE-ENTRY# M01A1282021	256.76
			REENTRY# M01A1284230	87.08
		DENVER'S LEASING INC	INV 17945	148.51
		AT&T LONG DISTANCE	AT&T LONG DISTANCE	6.48
		RITTER COMMUNICATIONS	RITTER COMMUNICATIONS	168.88
		METLIFE GROUP BENEFITS	KM05592307-0002 SEPT2020	112.12
			KM05592307-0001 9/1/20	118.34
		CARINA TECHNOLOGY INC	INV 4368	38.70
		O'REILLY AUTO STORES INC	O'REILLY AUTO STORES INC	7.68
			O'REILLY AUTO STORES INC	1.71
			O'REILLY AUTO STORES INC	35.17
			O'REILLY AUTO STORES INC	132.00
			O'REILLY AUTO STORES INC	15.38
			O'REILLY AUTO STORES INC	92.27
			O'REILLY AUTO STORES INC	27.49
			O'REILLY AUTO STORES INC	50.44
		DELTA DENTAL	Cont.ID#1293318 Client: 2	513.70
		APF FBO TEMPS PLUS	INV 5087382	733.60
			APF FBO TEMPS PLUS	715.26
		REGULATORY SOFTWARE SERVICES	REGULATORY SOFTWARE SERVIC	1,884.00
		DELTA VISION	Cont.ID# 1293520 Client:2	122.10
		AT&T	AT&T	1,859.67
		EFTPS	FICA W/H	1,517.07
			FICA W/H	1,622.70
			MEDICARE W/H	354.79
			MEDICARE W/H	379.48
		AT#T	AT#T 123845338	105.47
		BLACK HILLS ENERGY	ACCT:3160-6055-42 8/6/20	33.01
		YIG ADMINISTRATION	INV 24491	901.58
		ARAMARK	ARAMARK	35.65
			ARAMARK	35.65
			ARAMARK	35.65
			ARAMARK	35.65
			ARAMARK	35.65
			CUST# 5777623	35.65
			CUST# 5777623	35.65
			CUST# 5777623	35.65
			CUST# 5777623	35.65
		PARMAN ENERGY GROUP	PARMAN ENERGY GROUP	85.90
			PARMAN ENERGY GROUP	252.89
			PARMAN ENERGY GROUP	310.53
			PARMAN ENERGY GROUP	55.79
			PARMAN ENERGY GROUP	12.52
			PARMAN ENERGY GROUP	177.58
			PARMAN ENERGY GROUP	114.30
			PARMAN ENERGY GROUP	55.50
			PARMAN ENERGY GROUP	597.11
		NAPA AUTO PARTS	NAPA AUTO PARTS	144.29
			INV 53-082510	13.31
			TOTAL:	15,927.18
WATER DEPT	OSCEOLA LIGHT & PO	WALMART COMMUNITY BRC	WALMART COMMUNITY BRC	374.79
		QUILL CORP	INV 9317225	25.52
		HAWKS USED CARS & AUTO	HAWKS USED CARS & AUTO	16.50

DEPARTMENT	FUND	VENDOR NAME	DESCRIPTION	AMOUNT
		MID SOUTH SALES	MID SOUTH SALES	110.11
		FOUNTAIN PLUMBING	FOUNTAIN PLUMBING	29.90
			FOUNTAIN PLUMBING	9.06
			FOUNTAIN PLUMBING	9.68
			FOUNTAIN PLUMBING	18.55
		KENNEMORE HOME	KENNEMORE HOME	14.84
		HENARD UTILITY PRODUCTS	INV 1065235	1,262.05
		LEGAL SHIELD	GRP#0038187 8/24/20	54.85
		GRAINGER INC	GRAINGER INC	57.14
		AMERICAN HERITAGE LIFE	REENTRY# M01A1284230	15.60
		AT&T LONG DISTANCE	AT&T LONG DISTANCE	11.41
		METLIFE GROUP BENEFITS	KM05592307-0002 SEPT2020	68.46
			KM05592307-0001 9/1/20	4.37
		O'REILLY AUTO STORES INC	O'REILLY AUTO STORES INC	9.89
		DELTA DENTAL	Cont.ID#1293318 Client: 2	162.62
		UTILITY SERVICE CO INC	UTILITY SERVICE CO INC	11,526.98
			UTILITY SERVICE CO INC	973.37
		GREENWAY EQUIPMENT CO	INV 10869042	22.05
		DELTA VISION	Cont.ID# 1293520 Client:2	17.58
		AT&T	AT&T	1,072.15
		EFTPS	FICA W/H	744.48
			FICA W/H	777.49
			MEDICARE W/H	174.10
			MEDICARE W/H	181.82
		BLACK HILLS ENERGY	ACCT:2405-1118-13 8/6/20	26.60
		CORE & MAIN	ACCT# 213043	203.94
			ACCT# 213043	411.44
			ACCT# 213043	727.11
		ARAMARK	ARAMARK	17.84
			ARAMARK	17.84
			ARAMARK	17.84
			ARAMARK	17.84
			ARAMARK	17.84
		ADDIE BUGGS LLC	INV 0542	158.00
		BRENNTAG MID-SOUTH, INC.	INV BMS631176	2,625.06
		PARMAN ENERGY GROUP	PARMAN ENERGY GROUP	255.21
			PARMAN ENERGY GROUP	142.08
			PARMAN ENERGY GROUP	71.03
			PARMAN ENERGY GROUP	202.15
			PARMAN ENERGY GROUP	559.55
			PARMAN ENERGY GROUP	261.43
		AT&T	AT&T 831-000-9682 089	249.41
			TOTAL:	23,727.57
SEWER DEPT	OSCEOLA LIGHT & PO	WALMART COMMUNITY BRC	WALMART COMMUNITY BRC	163.38
		BUGMOBILE OF AR INC	INV 10891758 ACCT 3469	83.60
		HACH CO	INV 11989428	230.67
		MID SOUTH SALES	MID SOUTH SALES	789.60
		FOUNTAIN PLUMBING	FOUNTAIN PLUMBING	112.93
		KENNEMORE HOME	KENNEMORE HOME	10.77
		LOWE'S BUSINESS ACCOUNT	ACCT:821-3104-901373-8 8/	188.47
		HENARD UTILITY PRODUCTS	INV EQU-1065039	168.70
			INV 1065111	437.45
			INV 1065232	199.39
		TENCARVA MACHINERY COMPANY	INV 845607	168.56
		LEGAL SHIELD	GRP#0038187 8/24/20	116.65

DEPARTMENT	FUND	VENDOR NAME	DESCRIPTION	AMOUNT
		NEA BAPTIST CLINIC C/O OCC MED	NEA BAPTIST CLINIC C/O OCC	46.00
		AMERICAN HERITAGE LIFE	RE-ENTRY# M01A1282021	29.84
			REENTRY# M01A1284230	204.04
		ADEQ	INV PDS-182120 AFIN 47-001	200.00
			INV PDS-182124 AFIN 47-009	7,025.00
		METLIFE GROUP BENEFITS	KM05592307-0002 SEPT2020	45.04
		USA BLUEBOOK	INV 296332	225.04
		O'REILLY AUTO STORES INC	O'REILLY AUTO STORES INC	138.08
			O'REILLY AUTO STORES INC	31.13
			O'REILLY AUTO STORES INC	31.13
		DELTA DENTAL	Cont.ID#1293318 Client: 2	217.38
		FASTENAL COMPANY	INV AROSC92176	43.25
		DELTA VISION	Cont.ID# 1293520 Client:2	41.10
		AT&T	AT&T	200.30
		EFTPS	FICA W/H	545.86
			FICA W/H	506.64
			MEDICARE W/H	127.66
			MEDICARE W/H	118.48
		MISSISSIPPI COUNTY ELECTRIC CORP, INC.	ACCT# 1010951	154.85
		BLACK HILLS ENERGY	ACCT:2995-5000-39 8/6/20	29.80
			ACCT:4671-3918-70 8/6/20	29.00
		MISS CO HOSPITAL SYSTEM	INV 565K15274	135.00
			TOTAL:	12,794.79
ADMINISTRATION	OSCEOLA LIGHT & PO	WESCO DISTRIBUTION INC	WESCO DISTRIBUTION INC	499.04
		H & H BUSINESS MACHINES	INV 136366	5,495.60
		MISS CO COURTHOUSE	ACCT: 1010 CITY OF OSCEOL	472.32
		BUGMOBILE OF AR INC	BUGMOBILE OF AR INC	18.70
		QUILL CORP	INV 8705222 ACCT 3320309	87.82
			INV 8498912 ACCT 3320309	211.45
			INV 8944435 ACCT 3320309	89.36
			INV 8932824 ACCT 3320309	122.63
			INV 9317225	354.53
			INV 9190931	154.59
			INV 9177005	205.94
		ARKANSAS MUNICIPAL POWER ASSOCIATION	INV 1584	372.99
		LOWE'S BUSINESS ACCOUNT	ACCT:821-3104-901373-8 8/	38.00
		THOMAS SPEIGHT & NOBLE	THOMAS SPEIGHT & NOBLE	9,240.00
		LEGAL SHIELD	GRP#0038187 8/24/20	33.90
		U.S. POSTAL SERVICE	U.S. POSTAL SERVICE	478.08
			CYCLE 2 BILLING POSTAGE	377.72
			CYCLE 3 BILLING POSTAGE	317.04
		AMERICAN HERITAGE LIFE	RE-ENTRY# M01A1282021	73.96
			REENTRY# M01A1284230	47.64
		AT&T LONG DISTANCE	AT&T LONG DISTANCE	2,195.49
		METLIFE GROUP BENEFITS	KM05592307-0002 SEPT2020	80.42
			KM05592307-0001 9/1/20	180.75
		DELTA DENTAL	Cont.ID#1293318 Client: 2	162.90
		NORTH AMERICAN ELECTRIC RC	INV 26234	1,281.97
		GREATAMERICA LEASING CORP	GREATAMERICA LEASING CORP	519.80
			GREATAMERICA LEASING CORP	126.51
		QUADIENT FINANCE USA, INC	INV N8335801 CUST# 0040333	1,105.50
			QUADIENT FINANCE USA, INC	140.00
		SCANTRON	INV 14758935	1,485.00
		ARKANSAS ONE-CALL SYSTEM INC	ARKANSAS ONE-CALL SYSTEM I	86.73
		FIRST NATIONAL BANK	FIRST NATIONAL BANK	2,750.19

DEPARTMENT	FUND	VENDOR NAME	DESCRIPTION	AMOUNT
		BANCORPSOUTH EQUIP FINANCE	BANCORPSOUTH EQUIP FINANCE	629.85
		DELTA VISION	Cont.ID# 1293520 Client:2	44.52
		AT&T	AT&T	2,308.04
			AT&T	2,632.34
		EFTPS	FICA W/H	681.06
			FICA W/H	681.06
			MEDICARE W/H	159.30
			MEDICARE W/H	159.30
		OSCEOLA PRINTING & OFFICE SUPPLY	INV 1163	275.00
			INV 1165	605.00
			INV 1141	847.00
			OSCEOLA PRINTING & OFFICE	92.40
		XEROX FINANCIAL SERVICES	XEROX FINANCIAL SERVICES	173.89
			XEROX FINANCIAL SERVICES	12.12
			XEROX FINANCIAL SERVICES	6.09
			XEROX FINANCIAL SERVICES	119.15
			XEROX FINANCIAL SERVICES	183.05
			XEROX FINANCIAL SERVICES	12.76
			XEROX FINANCIAL SERVICES	148.87
			XEROX FINANCIAL SERVICES	12.12
		DELTA CREATIVE	INV 0256	400.00
			INV 0259	400.00
		ARAMARK	ARAMARK	17.84
			ARAMARK	17.84
			ARAMARK	17.84
			ARAMARK	17.84
		GOLDEN WEST INDUSTRIAL SUPPLY	INV 2104703	247.98
		JONES SERVICE GROUP, INC.	INV 1794	660.00
		SALT GROUP OF ARKANSAS	INV 866	53.55
		VISA	VISA	9.89
			VISA	5.49
			VISA	48.39
			VISA	11.55
			VISA	20.74
			VISA	56.21
			VISA	12.94
		BARCLAYS	BARCLAYS	46.56
			BARCLAYS	16.50
			BARCLAYS	13.90
			BARCLAYS	24.72
			BARCLAYS	109.16
			BARCLAYS	1,209.60
			BARCLAYS	18.35
			ACCT#4377 SALLY WILSON	1,028.09
		AT&T	AT&T	476.92
			AT&T 831-000-9682 089	249.41
		ADEQ - ASBESTOS PROGRAM	ADEQ - ASBESTOS PROGRAM	115.00
			TOTAL:	43,895.80
NON-DEPARTMENTAL	CITY GENERAL FUND	ACSC	CS# 753128700 C NEWELL	232.00
			CS# 753128700 C NEWELL	232.00
			CS# 638974059 NICHOLAS MOO	234.00
			CS# 638974059 NICHOLAS MOO	234.00
			CASE# 418593212 J. RINEY	252.00
			CASE# 418593212 J. RINEY	210.00
			CS#893240601 N MOODY	200.00

DEPARTMENT	FUND	VENDOR NAME	DESCRIPTION	AMOUNT
			CS#893240601 N MOODY	200.00
			K.KEY CASE#751055322	144.00
			K.KEY CASE#751055322	144.00
			CS# 908264349 C MILLER	216.00
			CS# 908264349 C MILLER	216.00
			CS# 245015548 C MINOR	172.40
			CASE ID:802158855-C.MINOR	140.00
			CASE#058477764 K.KEY	100.00
			CASE#058477764 K.KEY	100.00
		OSCEOLA FIRE DEPT	FIREMAN FUND	138.90
			FIREMAN FUND	204.66
		DEPT OF FINANCE	STATE W/H	4,765.14
			STATE W/H	324.68
			STATE W/H	4,961.16
		CITY PAYROLL	CITY PY 8/13/2020 BCS	9,733.63
			CITY PY 8/13/2020 REG DD	89,658.40
			ELECTED OFF PY 8/25/2020 B	2,129.24
			ELECTED OFF 8/25/2020 REG	7,242.48
			CITY RETIRES PY 8/25/2020	5,604.27
			CITY PY 8/27/2020 BCS	10,143.77
			CITY PY 8/27/2020 REG DD	92,762.32
		COMMERCIAL COLLECTIONS	CIV 19-290 T.LAMBERT	234.45
			CIV 19-290 T.LAMBERT	234.45
		OSCEOLA LIGHT AND POWER	VAUGHN ACCT17-02900-01	200.00
			VAUGHN ACCT17-02900-01	200.00
		EFTPS	FEDERAL W/H	10,477.47
			FEDERAL W/H	749.29
			FEDERAL W/H	10,918.86
			FICA W/H	6,612.89
			FICA W/H	703.32
			FICA W/H	6,680.07
			MEDICARE W/H	1,914.20
			MEDICARE W/H	164.48
			MEDICARE W/H	1,976.16
			TOTAL:	271,760.69
ADMINISTRATION	CITY GENERAL FUND	RIVERLAWN COUNTRY CLUB	INV 7021442	63.50
			RIVERLAWN COUNTRY CLUB	92.13
		WALMART COMMUNITY BRC	WALMART COMMUNITY BRC	55.37
		SEMINOLE CONTRACTING CO	INV 7/2/2020	225.00
		AMERICAN HERITAGE LIFE	RE-ENTRY# M01A1282021	360.28
			RE-ENTRY# M01A1282021	75.68
			REENTRY# M01A1284230	44.16
		METLIFE GROUP BENEFITS	KM05592307-0002 SEPT2020	241.57
		PROTECTIVE LIFE AGENT FOR	ACCT# 265787 P00	18.64
		DELTA DENTAL	Cont.ID#1293318 Client: 2	865.60
		DELTA VISION	Cont.ID# 1293520 Client:2	216.68
		RISK ASSESSMENT GROUP	INV 531087	139.00
		EFTPS	FICA W/H	703.32
			FICA W/H	20.68
			MEDICARE W/H	164.48
			MEDICARE W/H	4.84
		VISA	ACCT#44442-9458-0000-3919 J	16.48
			VISA	14.70
		BARCLAYS	BARCLAYS	27.00
			BARCLAYS	35.00

DEPARTMENT	FUND	VENDOR NAME	DESCRIPTION	AMOUNT
			BARCLAYS	43.99
			BARCLAYS	29.00
			BARCLAYS	6.42
			BARCLAYS	29.00
			BARCLAYS	15.00
			BARCLAYS	32.84
			BARCLAYS	210.43
			BARCLAYS	87.80
			BARCLAYS	181.16
			BARCLAYS	18.47
			ACCT#4377 SALLY WILSON	29.00
			ACCT#4377 SALLY WILSON	175.82
			ACCT#4377 SALLY WILSON	28.00
			ACCT#4377 SALLY WILSON	46.39
			ACCT#4377 SALLY WILSON	14.47
		BUDDY HASTINGS	INV 1036	90.00
			INV 1030	135.00
		APES	APES	1,350.00
			TOTAL:	5,841.22
POLICE DEPT	CITY GENERAL FUND	H & H BUSINESS MACHINES	H & H BUSINESS MACHINES	26.80
			H & H BUSINESS MACHINES	142.98
			H & H BUSINESS MACHINES	110.00
			H & H BUSINESS MACHINES	128.32
			H & H BUSINESS MACHINES	57.18
			H & H BUSINESS MACHINES	187.00
			H & H BUSINESS MACHINES	275.00
			H & H BUSINESS MACHINES	563.17
			H & H BUSINESS MACHINES	220.00
			H & H BUSINESS MACHINES	130.48
			H & H BUSINESS MACHINES	59.33
			H & H BUSINESS MACHINES	27.26
			H & H BUSINESS MACHINES	115.54
			H & H BUSINESS MACHINES	110.00
			H & H BUSINESS MACHINES	110.00
			H & H BUSINESS MACHINES	110.62
		WALMART COMMUNITY BRC	WALMART COMMUNITY BRC	1,386.96
			WALMART COMMUNITY BRC	174.74
			WALMART COMMUNITY BRC	143.38
		HAWKS USED CARS & AUTO	HAWKS USED CARS & AUTO	37.35
			HAWKS USED CARS & AUTO	139.65
			HAWKS USED CARS & AUTO	53.85
			HAWKS USED CARS & AUTO	37.35
			HAWKS USED CARS & AUTO	37.35
			HAWKS USED CARS & AUTO	291.45
			HAWKS USED CARS & AUTO	157.30
			HAWKS USED CARS & AUTO	42.85
			HAWKS USED CARS & AUTO	37.35
			HAWKS USED CARS & AUTO	8.80
			HAWKS USED CARS & AUTO	41.75
			HAWKS USED CARS & AUTO	41.75
			HAWKS USED CARS & AUTO	41.75
			HAWKS USED CARS & AUTO	280.37
			HAWKS USED CARS & AUTO	66.50
			HAWKS USED CARS & AUTO	261.72
		KENNEMORE HOME	KENNEMORE HOME	3.07

DEPARTMENT	FUND	VENDOR NAME	DESCRIPTION	AMOUNT
			KENNEBROCK HOME	9.34
		GALLS, LLC	GALLS, LLC	124.75
		GALLS, LLC	GALLS, LLC	55.32
		GALLS, LLC	GALLS, LLC	82.45-
		GALLS, LLC	GALLS, LLC	223.48
		GALLS, LLC	GALLS, LLC	387.29
		GALLS, LLC	GALLS, LLC	201.79
		GALLS, LLC	GALLS, LLC	67.26
		GALLS, LLC	GALLS, LLC	219.15
		GALLS, LLC	GALLS, LLC	55.32
		RAZORBACK CLEANERS	RAZORBACK CLEANERS	303.30
		AR CRIME INFO CENTER	AR CRIME INFO CENTER	79.87
		OPD BONDS & FINES ACCT	OPD BONDS & FINES ACCT	1,010.00
		PEGGY MEATTE, COUNTY TREASURER	COUNTY JUSTICE FUND	7,090.13
			PEGGY MEATTE, COUNTY TREAS	7,090.13
		LEGAL SHIELD	GRP#0038187 8/24/20	208.55
		NEA BAPTIST CLINIC C/O OCC MED	NEA BAPTIST CLINIC C/O OCC	9.00
		DEPT OF FINANCE & ADMIN	DRUG CRIME ASSESSMENT	520.85
			DEPT OF FINANCE & ADMIN	1,263.35
			DEPT OF FINANCE & ADMIN	240.00
			DEPT OF FINANCE & ADMIN	2,526.70
			STATE SHARE FILING FEE	6,021.38
			DEPT OF FINANCE & ADMIN	235.00
			DEPT OF FINANCE & ADMIN	1,212.33
			DEPT OF FINANCE & ADMIN	210.00
			INSTALLMENT FEE	2,424.66
		AMERICAN HERITAGE LIFE	RE-ENTRY# M01A1282021	357.20
		AT&T LONG DISTANCE	AT&T LONG DISTANCE	791.85
		LEXISNEXIS RISK DATA MANAGEMENT	LEXISNEXIS RISK DATA MANAG	37.00
		ARKANSAS STATE TREASURY	1ST RESPONDERS	40.00
			ARKANSAS STATE TREASURY	219.15
			1ST RESPONDER JULY	100.00
			ARKANSAS STATE TREASURY	370.00
		RITTER COMMUNICATIONS	RITTER COMMUNICATIONS	360.93
			RITTER COMMUNICATIONS	170.95
		METLIFE GROUP BENEFITS	KM05592307-0002 SEPT2020	277.58
			KM05592307-0001 9/1/20	265.27
		O'REILLY AUTO STORES INC	O'REILLY AUTO STORES INC	2.40
			O'REILLY AUTO STORES INC	7.90
			O'REILLY AUTO STORES INC	72.96
			O'REILLY AUTO STORES INC	533.96
			O'REILLY AUTO STORES INC	60.92
			LESS PAYMENT MADE	257.83-
		DELTA DENTAL	Cont.ID#1293318 Client: 2	738.20
		DELTA VISION	Cont.ID# 1293520 Client:2	184.44
		AT&T	AT&T	2,426.82
		JUNEY SMITH AUTO SALES	JUNEY SMITH AUTO SALES	110.00
			JUNEY SMITH AUTO SALES	100.00
		EFTPS	FICA W/H	3,362.56
			FICA W/H	3,275.76
			MEDICARE W/H	786.43
			MEDICARE W/H	766.12
		BLACK HILLS ENERGY	ACCT:0565-5557-91 8/6/20	59.17
		ARAMARK	CUST# 5777610 JULY BILLS O	17.84
			CUST# 5777610 JULY BILLS O	17.84
			CUST# 5777610 JULY BILLS O	17.84

DEPARTMENT	FUND	VENDOR NAME	DESCRIPTION	AMOUNT
		ONVISOURCE, INC.	CUST# 5777610 JULY BILLS O	17.84
		K & A TIRE & AUTO	ONVISOURCE, INC.	2,268.00
			K & A TIRE & AUTO	470.10
			INV 274900	470.10
			INV 272023	381.70
		GOLDEN WEST INDUSTRIAL SUPPLY	INV 2104182	280.28
		VISA	ACCT#4442-9458-0000-3919 J	285.99
			ACCT#4442-9458-0000-3919 J	43.98
		PARMAN ENERGY GROUP	PARMAN ENERGY GROUP	702.02
			PARMAN ENERGY GROUP	761.83
			PARMAN ENERGY GROUP	611.82
			PARMAN ENERGY GROUP	521.20
			PARMAN ENERGY GROUP	255.44
			PARMAN ENERGY GROUP	732.19
			PARMAN ENERGY GROUP	1,799.92
		MISS CO HOSPITAL SYSTEM	INV 565K15274	200.00
			INV 565K15274	200.00
			INV 565K15274	205.00
			TOTAL:	62,846.14
FIRE DEPT	CITY GENERAL FUND	BARTON'S OF OSCEOLA	INV 6322525	495.00
		WALMART COMMUNITY BRC	WALMART COMMUNITY BRC	222.54
			WALMART COMMUNITY BRC	358.88
		KENNEMORE HOME	JULY FIRE DEP	39.35
			JULY FIRE DEP	11.42
		LOWE'S BUSINESS ACCOUNT	ACCT:821-3104-901373-8 8/	40.91
		SMITH TIRE & AUTO INC	INV 57651	22.00
			INV 57651	22.00
		LEGAL SHIELD	GRP#0038187 8/24/20	260.10
		AMERICAN HERITAGE LIFE	RE-ENTRY# M01A1282021	235.66
		DENVER'S LEASING INC	INV 17944	148.51
		AT&T LONG DISTANCE	AT&T LONG DISTANCE	214.54
		METLIFE GROUP BENEFITS	KM05592307-0002 SEPT2020	153.72
			KM05592307-0001 9/1/20	45.32
		WEST TENNESSEE COMMUNICATIONS	WEST TENNESSEE COMMUNICATI	334.65
		O'REILLY AUTO STORES INC	JULY BILLS OFD	148.45
			JULY BILLS OFD	2.20
			JULY BILLS OFD	21.98
		DELTA DENTAL	Cont.ID#1293318 Client: 2	602.40
		DELTA VISION	Cont.ID# 1293520 Client:2	137.14
		AT&T	AT&T	2,961.06
		G & W DIESEL	G & W DIESEL	2,271.77
		EFTPS	FICA W/H	96.44
			FICA W/H	142.17
			MEDICARE W/H	390.18
			MEDICARE W/H	447.11
		TRI STATE INDUSTRIAL SUPPLY INC.	INV 9773	21.99
			INV 9684	14.29
			INV 9725	35.18
		HAYDEN WEATHERS	HAYDEN WEATHERS	60.49
		WEX FLEET UNIVERSAL	0496-00-268597-2 INV#6678	120.83
		MUNICIPAL EMERGENCY SERVICES	MUNICIPAL EMERGENCY SERVIC	264.29
		BLACK HILLS ENERGY	ACCT#3058-0856-07 8/6/20	47.38
		PARMAN ENERGY GROUP	PARMAN ENERGY GROUP	2.10
			PARMAN ENERGY GROUP	61.53
			PARMAN ENERGY GROUP	30.24

DEPARTMENT	FUND	VENDOR NAME	DESCRIPTION	AMOUNT
			PARMAN ENERGY GROUP	155.64
			PARMAN ENERGY GROUP	90.17
			PARMAN ENERGY GROUP	116.73
			PARMAN ENERGY GROUP	164.67
			PARMAN ENERGY GROUP	146.01
			TOTAL:	11,157.04
PARKS & RECREATION DEP CITY GENERAL FUND		JIM ROSS TIRE SERVICE INC	JIM ROSS TIRE SERVICE INC	22.00
		WALMART COMMUNITY BRC	WALMART COMMUNITY BRC	1,908.79
		HAWKS USED CARS & AUTO	HAWKS USED CARS & AUTO	44.00
			HAWKS USED CARS & AUTO	32.95
			INV 87984	42.85
		LOWE'S BUSINESS ACCOUNT	ACCT:821-3104-901373-8 8/	36.69
		LEGAL SHIELD	GRP#0038187 8/24/20	78.75
		AMERICAN HERITAGE LIFE	RE-ENTRY# M01A1282021	211.24
		AT&T LONG DISTANCE	AT&T LONG DISTANCE	51.15
		RITTER COMMUNICATIONS	RITTER COMMUNICATIONS	309.91
			RITTER COMMUNICATIONS	275.93
			ACCT:8816-2 INV:200963113	537.86
		METLIFE GROUP BENEFITS	KM05592307-0002 SEPT2020	62.72
			KM05592307-0001 9/1/20	74.32
		O'REILLY AUTO STORES INC	CUST# 1386528 JULY OPAR	29.66
			CUST# 1386528 JULY OPAR	22.52
		DELTA DENTAL	Cont.ID#1293318 Client: 2	308.14
		MEMPHIS COMMUNICATIONS CORP	MEMPHIS COMMUNICATIONS COR	704.78
		FASTENAL COMPANY	FASTENAL COMPANY	131.46
		PNC EQUIPMENT FINANCE	PNC EQUIPMENT FINANCE	1,365.73
		DELTA VISION	Cont.ID# 1293520 Client:2	72.84
		AT&T	AT&T	600.93
		EFTPS	FICA W/H	675.88
			FICA W/H	675.88
			MEDICARE W/H	158.07
			MEDICARE W/H	158.07
		WEX FLEET UNIVERSAL	0496-00-268613-7 INV#6681	392.43
		RAINEY ELECTRONICS, INC	INV 45979	186.91
		JONESBORO RESTAURANT EQUIPEMENT	JONESBORO RESTAURANT EQUIP	3,278.87
			INV J25768	23.78
		OST, LLC.	INVOICE#11301 7/31/20	32.00
		CORINTH COCA-COLA BOTTLING WORKS	CORINTH COCA-COLA BOTTLING	147.85
		GODSEY'S MR FIX-IT	GODSEY'S MR FIX-IT	163.46
		BARCLAYS	BARCLAYS	70.72
		AT&T	AT&T 831-000-9682 089	249.41
		NAPA AUTO PARTS	INV 53-085771	199.73
			TOTAL:	13,338.28
MUNICIPAL COURT	CITY GENERAL FUND	DEPT OF FINANCE & ADMIN	DEPT OF FINANCE & ADMIN	2,443.75
		RITTER COMMUNICATIONS	RITTER COMMUNICATIONS	257.82
			RITTER COMMUNICATIONS	85.94
		METLIFE GROUP BENEFITS	KM05592307-0002 SEPT2020	26.18
		DELTA DENTAL	Cont.ID#1293318 Client: 2	38.72
		DELTA VISION	Cont.ID# 1293520 Client:2	11.72
		EFTPS	FICA W/H	252.89
			FICA W/H	252.89
			MEDICARE W/H	59.14
			MEDICARE W/H	59.14
		ALEJANDRO REYES RUIZ	ALEJANDRO REYES RUIZ	1,145.00

DEPARTMENT	FUND	VENDOR NAME	DESCRIPTION	AMOUNT
			TOTAL:	4,633.19
JAIL DEPARTMENT	CITY GENERAL FUND	H & H BUSINESS MACHINES	H & H BUSINESS MACHINES	219.97
			H & H BUSINESS MACHINES	218.46
			H & H BUSINESS MACHINES	160.58
		WALMART COMMUNITY BRC	WALMART COMMUNITY BRC	224.60
		BUGMOBILE OF AR INC	BUGMOBILE OF AR INC	60.50
		HENDERSON HEAT & AIR	INV 2548	292.88
		ERVIN ENTERPRISE	INV 7952	24.79
			INV 7823	24.79
			INV 7952	24.79
			INV 7823	24.79
			INV 8148	24.79
		SYSCO MEMPHIS, LLC	SYSCO MEMPHIS, LLC	935.28
			SYSCO MEMPHIS, LLC	952.75
			SYSCO MEMPHIS, LLC	1,068.50
			SYSCO MEMPHIS, LLC	1,232.30
			SYSCO MEMPHIS, LLC	1,491.58
			SYSCO MEMPHIS, LLC	90.41
			SYSCO MEMPHIS, LLC	319.69
			SYSCO MEMPHIS, LLC	195.50
			SYSCO MEMPHIS, LLC	144.24
			SYSCO MEMPHIS, LLC	220.05
		TURNER HOLDINGS LLC	TURNER HOLDINGS LLC	70.29
			TURNER HOLDINGS LLC	49.49
			TURNER HOLDINGS LLC	21.10
			TURNER HOLDINGS LLC	60.07
			TURNER HOLDINGS LLC	70.29
			TURNER HOLDINGS LLC	70.29
			TURNER HOLDINGS LLC	40.84
			TURNER HOLDINGS LLC	60.07
		LEGAL SHIELD	GRP#0038187 8/24/20	50.85
		AMERICAN HERITAGE LIFE	RE-ENTRY# M01A1282021	74.72
		METLIFE GROUP BENEFITS	KM05592307-0002 SEPT2020	88.22
			KM05592307-0001 9/1/20	1.77
		DELTA DENTAL	Cont.ID#1293318 Client: 2	154.88
		APF FBO TEMPS PLUS	INV 5087382	604.80
			APF FBO TEMPS PLUS	672.00
			APF FBO TEMPS PLUS	504.00
			INV# 5093253 8/18/20	403.20
		DELTA VISION	Cont.ID# 1293520 Client:2	55.76
		PILL PEDDLER PHARMACY	PILL PEDDLER PHARMACY	66.95
		FIRE PROTECTION OF ARKANSAS	FIRE PROTECTION OF ARKANSAS	280.88
		EFTPS	FICA W/H	485.49
			FICA W/H	527.28
			MEDICARE W/H	113.54
			MEDICARE W/H	123.32
		CHARM-TEX, INC.	INV 0223591-IN6	106.45
			CHARM-TEX, INC.	86.65
			CHARM-TEX, INC.	110.24
		OST, LLC.	INVOICE#11301 7/31/20	32.00
		AT&T	AT&T 831-000-9682 089	249.41
		MISS CO HOSPITAL SYSTEM	INV 547K15274	410.00
			INV 565K15274	200.00
			TOTAL:	13,796.09

DEPARTMENT	FUND	VENDOR NAME	DESCRIPTION	AMOUNT		
CODE ENFORCEMENT	CITY GENERAL FUND	JIM ROSS TIRE SERVICE INC	JIM ROSS TIRE SERVICE INC	33.00		
			JIM ROSS TIRE SERVICE INC	263.90		
			KENNEMORE HOME	KENNEMORE HOME	20.89	
			METLIFE GROUP BENEFITS	KM05592307-0002 SEPT2020	16.30	
			DELTA DENTAL	Cont.ID#1293318 Client: 2	19.36	
			DELTA VISION	Cont.ID# 1293520 Client:2	5.86	
			EFTPS	FICA W/H	186.50	
				FICA W/H	186.50	
				MEDICARE W/H	43.62	
				MEDICARE W/H	43.62	
			VISA	VISA	6.95	
			PARMAN ENERGY GROUP	PARMAN ENERGY GROUP	24.77	
				PARMAN ENERGY GROUP	29.44	
			iWORKQ	iWORKQ ACCT1932 CODE ENFO	3,500.00	
			ADEQ - ASBESTOS PROGRAM	ADEQ - ASBESTOS PROGRAM	115.00	
				ADEQ - ASBESTOS PROGRAM	115.00	
				TOTAL:	4,610.71	
		GOLF COURSE FUND	CITY GENERAL FUND	LADD'S	INV 01-168333	427.93
					INV 01-170517	475.38
					INV 01-171873	494.83
	INV 01-171705			140.82		
	DENVER'S LEASING INC			INV 17872	110.00	
				INV 18001	110.00	
	RITTER COMMUNICATIONS			RITTER COMMUNICATIONS	361.76	
	METLIFE GROUP BENEFITS			KM05592307-0002 SEPT2020	21.14	
	DELTA DENTAL			Cont.ID#1293318 Client: 2	38.72	
	PNC EQUIPMENT FINANCE			PNC EQUIPMENT FINANCE	1,489.40	
	DELTA VISION			Cont.ID# 1293520 Client:2	14.74	
	AT&T			AT&T	455.73	
	EFTPS			FICA W/H	197.69	
				FICA W/H	197.69	
				MEDICARE W/H	46.24	
				MEDICARE W/H	46.24	
	AT&T			AT&T 831-000-9682 089	249.41	
				TOTAL:	4,877.72	
ANIMAL CONTROL FUND	CITY GENERAL FUND			MISS CO COURTHOUSE	ACCT: 1010 CITY OF OSCEOL	15.06
				WALMART COMMUNITY BRC	WALMART COMMUNITY BRC	1,345.05
		KENNEMORE HOME	JULY BILL SHELTER	7.90		
			JULY BILL SHELTER	747.58		
			JULY BILL SHELTER	235.18		
			JULY BILL SHELTER	38.15		
			JULY BILL SHELTER	36.23		
			JULY BILL SHELTER	76.30		
			JULY BILL SHELTER	38.15		
			LEGAL SHIELD	GRP#0038187 8/24/20	39.90	
			AMERICAN HERITAGE LIFE	REENTRY# M01A1284230	53.60	
			AUTOZONE	INV 2396825656 CUST# 31761	157.18	
			RITTER COMMUNICATIONS	ACCT 00048407-1 INV 200951	109.56	
				RITTER COMMUNICATIONS	187.88	
			METLIFE GROUP BENEFITS	KM05592307-0002 SEPT2020	9.88	
			DELTA DENTAL	Cont.ID#1293318 Client: 2	19.36	
			APF FBO TEMPS PLUS	APF FBO TEMPS PLUS	525.00	
				INV# 5093253 8/18/20	406.00	
			DELTA VISION	Cont.ID# 1293520 Client:2	5.86	

DEPARTMENT	FUND	VENDOR NAME	DESCRIPTION	AMOUNT
		AT&T	AT&T	947.14
		EFTPS	FICA W/H	133.69
			FICA W/H	109.36
			MEDICARE W/H	31.27
			MEDICARE W/H	25.58
		WEX FLEET UNIVERSAL	0496-00-268621-0 INV#6685	103.21
		GODSEY'S MR FIX-IT	GODSEY'S MR FIX-IT	8,778.59
		VISA	VISA	13.19
		AT&T	AT&T 831-000-9682 089	249.43
			TOTAL:	14,445.28
STREET DEPT	STREET FUND	BARTON'S OF OSCEOLA	INV 6273394	9.62
			INV 6292428	13.19
		JIM ROSS TIRE SERVICE INC	JIM ROSS TIRE SERVICE INC	384.95
			JIM ROSS TIRE SERVICE INC	44.00
		RAZORBACK CONCRETE COMPANIES	RAZORBACK CONCRETE COMPANI	349.25
		MISS CO COURTHOUSE	ACCT: 1010 CITY OF OSCEOL	3,956.88
		HAWKS USED CARS & AUTO	inv 87973	145.85
		FOUNTAIN PLUMBING	FOUNTAIN PLUMBING	11.31
		NEXAIR LLC	INV 08011954	146.05
			NEXAIR LLC	82.98
		SMITH TIRE & AUTO INC	INV 57678	424.00
		LEGAL SHIELD	GRP#0038187 8/24/20	79.70
		AMERICAN HERITAGE LIFE	RE-ENTRY# M01A1282021	110.16
		DENVER'S LEASING INC	DENVER'S LEASING INC	59.95
		RITTER COMMUNICATIONS	RITTER COMMUNICATIONS	109.90
		METLIFE GROUP BENEFITS	KM05592307-0002 SEPT2020	96.31
			KM05592307-0001 9/1/20	255.05
		PROTECTIVE LIFE AGENT FOR	ACCT# 265787 P00	10.00
		WEST TENNESSEE COMMUNICATIONS	NUM 0950771	170.80
		O'REILLY AUTO STORES INC	O'REILLY AUTO STORES INC	14.51
			O'REILLY AUTO STORES INC	5.49
			O'REILLY AUTO STORES INC	150.22
			O'REILLY AUTO STORES INC	18.69
			O'REILLY AUTO STORES INC	50.44
		DELTA DENTAL	Cont.ID#1293318 Client: 2	154.60
		G & C SUPPLY CO. INC	INV 6782193	432.31
		APF FBO TEMPS PLUS	INV 5087382	784.00
				88.20
			INV 5087382	560.00
			APF FBO TEMPS PLUS	784.00
			APF FBO TEMPS PLUS	88.20
			APF FBO TEMPS PLUS	560.00
			APF FBO TEMPS PLUS	63.00
			INV# 5093253 8/18/20	560.00
		PNC EQUIPMENT FINANCE	PNC EQUIPMENT FINANCE	257.40
		GREENWAY EQUIPMENT CO	INV 10883522	33.86
		DELTA VISION	Cont.ID# 1293520 Client:2	54.70
		AT&T	AT&T	589.73
		EFTPS	FICA W/H	679.47
			FICA W/H	756.72
			MEDICARE W/H	158.89
			MEDICARE W/H	176.96
		ARGY TRAVIS	ARGY TRAVIS	25.00
		TRI STATE INDUSTRIAL SUPPLY INC.	INV 9701	263.34
			INV 9635	30.36

DEPARTMENT	FUND	VENDOR NAME	DESCRIPTION	AMOUNT
			INV 9711	176.81
		PRODUCTIVITY PLUS ACCOUNT		595.60
			INV 28230; 28285; 28299	450.30
			INV 28230; 28285; 28299	124.52
			INV 28230; 28285; 28299	19.08
		BARTON EQUIPEMENT COMPANY	BARTON EQUIPEMENT COMPANY	56.92
		OST, LLC.	INVOICE#11301 7/31/20	32.00
		ARAMARK	ARAMARK	32.23
			ARAMARK	32.23
			CUST 5777639	35.65
			CUST 5777639	35.65
		MOMAR, INC.	INV PSI352472	225.16
		VISA	VISA	15.32
		MISSISSIPPI COUNTY PRIMARY CARE PHYSIC	MISSISSIPPI COUNTY PRIMARY	135.00
		PARMAN ENERGY GROUP	PARMAN ENERGY GROUP	339.55
			PARMAN ENERGY GROUP	306.67
			PARMAN ENERGY GROUP	76.80
			PARMAN ENERGY GROUP	350.78
			PARMAN ENERGY GROUP	188.45
			PARMAN ENERGY GROUP	17.58
			PARMAN ENERGY GROUP	231.98
			PARMAN ENERGY GROUP	995.84
		AT&T	AT&T 831-000-9682 089	249.41
		NAPA AUTO PARTS	INV 53-086219	11.09
		PHOENIX SERVICES	PHOENIX SERVICES	195.71
			INV 129930	195.71
			TOTAL:	18,926.08
NON-DEPARTMENTAL	SANITATION FUND	BANCORPSOUTH EQUIP FINANCE	BANCORPSOUTH EQUIP FINANCE	3,291.40
			BANCORPSOUTH EQUIP FINANCE	3,775.75
			BANCORPSOUTH EQUIP FINANCE	1,990.00
			TOTAL:	9,057.15
SANITATION	SANITATION FUND	JIM ROSS TIRE SERVICE INC	JIM ROSS TIRE SERVICE INC	412.50
			JIM ROSS TIRE SERVICE INC	22.00
			JIM ROSS TIRE SERVICE INC	599.95
		MISS CO COURTHOUSE	ACCT: 1010 CITY OF OSCEOL	16,895.82
			ACCT: 1010 CITY OF OSCEOL	454.52
		KENNEMORE HOME	INV 133029	21.99
		NEXAIR LLC	INV 08011954	146.08
			NEXAIR LLC	82.98
		RABEN TIRE COMPANY INC.	INV 210224444	712.50
		LEGAL SHIELD	GRP#0038187 8/24/20	80.70
		AMERICAN HERITAGE LIFE	RE-ENTRY# M01A1282021	80.84
			REENTRY# M01A1284230	21.60
		DENVER'S LEASING INC	DENVER'S LEASING INC	59.96
		RITTER COMMUNICATIONS	RITTER COMMUNICATIONS	109.90
		METLIFE GROUP BENEFITS	KM05592307-0002 SEPT2020	50.57
		WEST TENNESSEE COMMUNICATIONS	NUM 0950771	170.80
		DELTA DENTAL	Cont.ID#1293318 Client: 2	204.06
		APF FBO TEMPS PLUS	INV 5087382	560.00
			INV 5087382	560.00
			APF FBO TEMPS PLUS	560.00
			APF FBO TEMPS PLUS	535.50
			INV# 5093253 8/18/20	1,435.00
		BANCORPSOUTH EQUIP FINANCE	BANCORPSOUTH EQUIP FINANCE	870.27

DEPARTMENT	FUND	VENDOR NAME	DESCRIPTION	AMOUNT
			BANCORPSOUTH EQUIP FINANCE	562.78
			BANCORPSOUTH EQUIP FINANCE	457.12
		DELTA VISION	Cont.ID# 1293520 Client:2	50.56
		AT&T	AT&T	246.55
		EFTPS	FICA W/H	542.28
			FICA W/H	535.14
			MEDICARE W/H	126.82
			MEDICARE W/H	125.16
		TRI STATE INDUSTRIAL SUPPLY INC.	TRI STATE INDUSTRIAL SUPPL	160.44
		CROWS TRUCK SERVICE, INC	INV X101042291:01	94.02
		ARAMARK	ARAMARK	32.23
			ARAMARK	32.23
			CUST 5777639	35.65
			CUST 5777639	35.65
		PARMAN ENERGY GROUP	PARMAN ENERGY GROUP	80.94
			PARMAN ENERGY GROUP	329.71
			PARMAN ENERGY GROUP	42.62
			PARMAN ENERGY GROUP	44.48
			PARMAN ENERGY GROUP	370.16
			PARMAN ENERGY GROUP	342.71
			PARMAN ENERGY GROUP	479.59
			PARMAN ENERGY GROUP	332.00
			PARMAN ENERGY GROUP	49.60
			PARMAN ENERGY GROUP	322.53
			PARMAN ENERGY GROUP	174.71
		AT&T	AT&T 831-000-9682 089	249.41
			TOTAL:	30,502.63
PEST CONTROL FUND	SANITATION FUND	VECTOR DISEASE CONTROL	INV PI-A00008010	7,875.45
			TOTAL:	7,875.45
AIRPORT	AIRPORT FUND	RITTER COMMUNICATIONS	RITTER COMMUNICATIONS	190.40
			TOTAL:	190.40
NON-DEPARTMENTAL	FIREMEN'S PENSION	CITY GENERAL FUND	HEALTH INSURANCE FIRE PENS	19.40
			HEART STROKE FIRE PENSION	100.44
			LIFE INSURANCE-FIRE PENSIO	18.96
			DENTAL FIRE PENSION	164.18
			VISION FIRE PENSION	45.16
		EFTPS	FEDERAL W/H	1,392.00
			TOTAL:	1,740.14
FIREMEN'S PENSION	FIREMEN'S PENSION	OSBORN,CARREIRO & ASS., INC.	OSBORN,CARREIRO & ASS., IN	2,750.00

DEPARTMENT	FUND	VENDOR NAME	DESCRIPTION	AMOUNT
NON-DEPARTMENTAL	OSCEOLA LIGHT & PO	JOHNSON, MARCUS	US REFUNDS	125.00
			TOTAL:	2,875.00

===== FUND TOTALS =====

01	OSCEOLA LIGHT & POWER	1,633,714.40
02	CITY GENERAL FUND	407,306.36
03	STREET FUND	18,926.08
04	SANITATION FUND	47,435.23
05	AIRPORT FUND	190.40
07	FIREMEN'S PENSION FUND	4,490.14

GRAND TOTAL:		2,112,062.61

TOTAL PAGES: 16

SELECTION CRITERIA

SELECTION OPTIONS

VENDOR SET: 01-City of Osceola
VENDOR: All
CLASSIFICATION: All
BANK CODE: All
ITEM DATE: 8/01/2020 THRU 8/31/2020
ITEM AMOUNT: 99,999,999.00CR THRU 99,999,999.00
GL POST DATE: 0/00/0000 THRU 99/99/9999
CHECK DATE: 0/00/0000 THRU 99/99/9999

PAYROLL SELECTION

PAYROLL EXPENSES: NO
EXPENSE TYPE: N/A
CHECK DATE: 0/00/0000 THRU 99/99/9999

PRINT OPTIONS

PRINT DATE: None
SEQUENCE: By Department
DESCRIPTION: Distribution
GL ACCTS: NO
REPORT TITLE: C O U N C I L R E P O R T
SIGNATURE LINES: 0

PACKET OPTIONS

INCLUDE REFUNDS: YES
INCLUDE OPEN ITEM:NO

RESOLUTION NO. 2020-_____

A RESOLUTION AUTHORIZING THE TRADE-IN AND PURCHASE OF TRUCKS FOR
THE OSCEOLA FIRE DEPARTMENT

WHEREAS, the City of Osceola, acting by and through its City Council, has found that the Osceola Fire Department is in continued need of two pick-up trucks; and

WHEREAS, the City can purchase from Steve Landers dealership at the 2020 Arkansas State Contract Base Rate a new 3500 RAM truck for \$33,541 and a new 1500 RAM truck for \$25,942; and

WHEREAS, the City will receive trade-in prices for the Osceola Fire Department's used Durango at \$17,000 and used 2500 RAM at \$18,500, leaving a final cost for the new 3500 RAM at \$15,041 and \$8,942 for the new 1500 RAM; and

WHEREAS, the City has been awarded a USDA Rural Development grant to reimburse the City for 35% of its final costs or about \$8,394; and

WHEREAS, the remaining approximate \$15,888 will be paid out of restricted funds for this type of expenditure from the \$50,000 annual contract for services with Plum Point Power Services; and

WHEREAS, the Osceola Fire, Police and Animal Control Committee agrees that it is in the best interest of the Osceola Fire Department to trade in and purchase said trucks.

NOW THEREFORE, BE IT RESOLVED BY THE CITY OF OSCEOLA, ARKANSAS that the Mayor and City Clerk are hereby authorized to purchase these trucks behalf of the Osceola Fire Department.

PASSED AND APPROVED THIS 21th DAY OF SEPTEMBER, 2020.

Sally Wilson, Mayor

ATTEST:

Jessica Griffin, City Clerk



Steve Landers Auto Group

Rick Layton | 501-680-2359 | rick.layton@landerscorp.com

2020 ARKANSAS STATE CONTRACT BASE PRICE \$24,160.00

ADD CHROME APPEARANCE PKG 732.00

ADD UNDERCOVER BED COVER 1050.00

\$25,942.00

DURANGO TRADE IN 17,000.00

CLOTH FRONT SEAT
VINYL REAR SEAT
VINYL FLOORING

\$8,942.00
DIFF

Rick Layton
501-680-2359

This document contains information considered Confidential between GM and its Clients uniquely. The information provided is not intended for public disclosure. Prices, specifications, and availability are subject to change without notice, and do not include certain fees, taxes and charges that may be required by law or vary by manufacturer or region. Performance figures are guidelines only, and actual performance may vary. Photos may not represent actual vehicles or exact configurations. Content based on report preparer's input is subject to the accuracy of the input provided.
Data Version: 10551. Data Updated: Mar 16, 2020 9:36:00 PM PDT.

There are no warranties, expressed or implied made by the seller herein, or the manufacturer, on the vehicle or chassis described on the face hereof except that in the case of a new vehicle or chassis the printed new vehicle warranty delivered to purchaser with such vehicle or chassis shall apply and the same is hereby made a part hereof as through fully set forth herein. The new vehicle warranty is the only warranty applicable to such new vehicle or chassis and is expressly in lieu of all other warranties, expressed or implied, including any implied warranty of merchantability or fitness for a particular purpose. In the case of a used vehicle or chassis, the applicability of an existing manufacturer's warranty thereon, if any, shall be determined solely by the terms of such warranty.


STEVE CUST # N/A
LANDERS
 CHRYSLER DODGE JEEP
 10825 COLONEL GLENN ROAD
 LITTLE ROCK, AR 72204

VEHICLE INVOICE

DEAL #86417 **SOLD TO** CITY OF OSCEOLA FIRE DEPARTMENT
ADDRESS P.O. BOX 443 OSCEOLA AR 72370
SALESMAN RICHARD EUGENE LAYTO

DATE 06/04/2020

PHONE # (870) 563-2022

NEW OR USED	YEAR MAKE & MODEL	VIN #	PRICE OF VEHICLE	25813.00
			SERVICE & HANDLING FEE	129.00
				25942.00
NEW 2020 RAM 1500 RAM 1500				
OPTIONAL EQUIPMENT			EXTRAS:	
			SALES TAX	
			LICENSE & TITLE	
TOTAL TAXABLE 8942.00			TOTAL CASH PRICE	25942.00
			COST OF FINANCING	N/A
			(INCL INSURANCE)	N/A
			TOTAL TIME PRICE	25942.00
BUYER:			SETTLEMENT:	
SELLER: 				N/A
DESCRIPTION OF TRADE-IN			CASH ON DELIVERY	8942.00
			GROSS TRADE	17000.00
			USED CAR:	
			LESS PAY-OFF:	N/A
DODGE DURANGO			PAYMENTS 1 @	N/A
			TOTAL	25942.00



Steve Landers Auto Group

Rick Layton | 501-680-2359 | rick.layton@landerscorp.com

2020 ARKANSAS STATE CONTRACT BASE PRICE	\$28,395.00
ADD 4 WHEEL DRIVE	3,650.00
ADD 8' PICKUP BED	800.00
ADD ALL TERRAIN TIRES	328.00
ADD ELECTRIC BRAKE CONTROLLER	368.00
TOTAL PRICE	\$33,541.00
RAM 2500 TRADE IN	18,500.00
	<hr/>
	\$15,041.00
	DIFF

Rick Layton
501-680-2359

This document contains information considered Confidential between GM and its Clients uniquely. The information provided is not intended for public disclosure. Prices, specifications, and availability are subject to change without notice, and do not include certain fees, taxes and charges that may be required by law or vary by manufacturer or region. Performance figures are guidelines only, and actual performance may vary. Photos may not represent actual vehicles or exact configurations. Content based on report preparer's input is subject to the accuracy of the input provided.


Data Version: 10551. Data Updated: Mar 16, 2020 9:38:00 PM PDT.

There are no warranties, expressed or implied made by the seller herein, or the manufacturer, on the vehicle or chassis described on the face hereof except that in the case of a new vehicle or chassis the printed new vehicle warranty delivered to purchaser with such vehicle or chassis shall apply and the same is hereby made a part hereof as through fully set forth herein. The new vehicle warranty is the only warranty applicable to such new vehicle or chassis and is expressly in lieu of all other warranties, expressed or implied, including any implied warranty of merchantability or fitness for a particular purpose. In the case of a used vehicle or chassis, the applicability of an existing manufacturer's warranty thereon, if any, shall be determined solely by the terms of such warranty.

STEVE
LANDERS
 CHRYSLER DODGE JEEP
 10825 COLONEL GLENN ROAD
 LITTLE ROCK, AR 72204

VEHICLE INVOICE

CUST # N/A
 DEAL #86417
SOLD TO CITY OF OSCEOLA FIRE DEPARTMENT
ADDRESS P.O. BOX 443 OSCEOLA AR 72370
SALESMAN RICHARD EUGENE LAYTO
PHONE # (870) 563-2022
DATE 06/04/2020

NEW OR USED	YEAR MAKE & MODEL	VIN #	PRICE OF VEHICLE	33412.00
			SERVICE & HANDLING FEE	129.00
				33541.00
NEW 2020 RAM 3500 RAM 3500			EXTRAS:	
OPTIONAL EQUIPMENT			SALES TAX	
			LICENSE & TITLE	
TOTAL TAXABLE 15041.00			TOTAL CASH PRICE	33541.00
			COST OF FINANCING	N/A
			(INCL INSURANCE)	N/A
			TOTAL TIME PRICE	33541.00
BUYER:			SETTLEMENT:	
SELLER: 				N/A
DESCRIPTION OF TRADE-IN			CASH ON DELIVERY	15041.00
			GROSS TRADE	18500.00
RAN 2500				N/A
			LESS PAY-OFF:	
			PAYMENTS 1 @	N/A
			TOTAL	33541.00

TOTAL
 \$23,983

RESOLUTION NO. 2020-_____

BE IT RESOLVED BY THE CITY COUNCIL OF THE CITY OF OSCEOLA, ARKANSAS, in regular session assembled, that a 7.0 Mill tax for City purposes be and is hereby levied and assessed as indicated below against each 1 (one) dollar of value of the taxable real and personal property as said value is set and fixed for State and County purpose for the year.

_____ 5.0 _____ Mills for Maintenance and Operation

_____ 0.0 _____ Mills for Debt Service

_____ 1.0 _____ Firemen's Pension

_____ 1.0 _____ Policemen's Pension

_____ 0.0 _____ Other

_____ 7.0 _____ Total

PASSED AND APPROVED THIS 21st DAY OF SEPTEMBER, 2020 IN REGULAR SESSION.

Sally Wilson, Mayor

ATTEST:

Jessica Griffin, City Clerk



Courthouse Blytheville, AR
200 W. Walnut - Ste. 103
Blytheville, AR 72315
Tel (870) 762-2411
Fax (870) 838-7784

PO Box 629

JANICE CURRIE
COUNTY CLERK
MISSISSIPPI COUNTY, ARKANSAS



Courthouse Osceola, AR
200 W. Hale - Room 205
Osceola, AR 72370
Tel (870) 563-2242
Fax (870) 563-1313

TO: MAYORS
FROM: JANICE CURRIE, COUNTY CLERK
DATE: September 14, 2020
SUBJECT: TAX RATES

It is again time to update the millage rates in the county. Resolutions are due in the county clerk's office **no later than October 16, 2020**. If you can get them in earlier, it will help us prepare the necessary reports. We are sending you a blank Resolution to use, along with a copy of last year's resolution.

Please see that these are returned to the county clerk on time.

AN ORDINANCE SETTING A SPEED LIMIT ON ERMEN LANE IN THE CITY OF OSCEOLA, ARKANSAS; MANDATING COMPLIANCE WITH SPEED LIMITS, ESTABLISHING AUTHORITY TO SET AND POST SPEED LIMITS, AND TO DECLARE AN EMERGENCY AND FOR OTHER PURPOSES.

WHEREAS, it is imperative for the safety of all persons in the town of Osceola, Arkansas that there be, simply and precisely, designated speed zones within the city of Osceola, Arkansas; and

WHEREAS, with the additional traffic traveling down Ermen Lane, establishing a lower speed limit for all vehicles on Ermen Lane will permit more effective control of vehicle speeds; and

WHEREAS, compliance with speed limits should be mandated not only by state law, but also by local ordinance; and

WHEREAS, the city requires a method of establishing the authority to set and post speed limits on city streets.

NOW THEREFORE, the City Council of the City of Osceola does hereby ordain as follows:

SECTION 1. The speed limit for any vehicle traveling down Ermen Lane in the City of Osceola shall be twenty-five (25) miles per hour.

SECTION 2. Vehicles traveling on any roadway in the City of Osceola shall not be operated faster than the speed limit. This requirement shall not apply to police, fire, or ambulance vehicles being operated on official business in response to an emergency.

SECTION 3. The City Council shall have authority to set and post speed limits on city streets. This authority shall not extend to any state, federal, or interstate highway located within the City of Osceola.

SECTION 4. Emergency Clause. That this ordinance is necessary for the protection of the peace, health, and safety of the citizens of Osceola, and therefore an emergency is declared to exist, and this ordinance shall go into effect from and after its passage and approval.

PASSED AND ADOPTED this ____ day of _____, 2020.

ATTEST:

Mayor

City Clerk

Unite for a Clean Osceola

Saturday, October 17th and October 24th

<https://www.volunteerar.org/>

Type “Osceola, AR” for location
and click search

Thank you for your volunteer help. Please list concerns that you notice around your neighborhood.

[illegible]

Cities, counties to get millions in extra virus aid

By KEITH INMAN
Sun Staff Writer

JONESBORO — The City of Jonesboro will be eligible for up to \$2.66 million and Craighead County more than \$1.8 million for reimbursement for expenses related to the coronavirus pandemic under a plan endorsed Wednesday by the Arkansas CARES Act Steering Committee.

The plan still has to be approved by the Arkansas Legislative Council.

Under the plan \$75 million will be divided among the state's 500 municipalities, based on population, while counties will share in another \$75 million pot of money based on state turnback funding and public safety funding formulas for the counties.

The plan was devised by leaders of the Association of Arkansas Counties and the Arkansas Municipal League.

The Coronavirus Aid, Relief, and Economic Security (CARES) Act was approved by Congress to provide aid to individuals, businesses and state and local governments in response to the pandemic. Arkansas received about \$1.25 billion from the legislation.

Funding will be distributed on a reimbursement basis directly to the cities, towns and counties after their submitted claims are reviewed by the state Department of Finance and Administration. The claims also must be approved by CARES Act Steering Committee and the Legislative Council.

Chris Villines, director of the counties organization, said the money allocated will be more than enough to reimburse the local governments for their expenses. He said

for service as screeners at the entrances to county-owned buildings.

Bill Campbell, Jonesboro's communications director, said the city established a special account to keep track of pandemic-related expenses. However, information on the city's cost-to-date wasn't available Thursday.

Northeast Arkansas funding allocations under the formula:

Counties

- Craighead, \$1,833,459.
- Greene, \$1,071,081.
- Lawrence, \$677,536.
- Poinsettia, \$797,297.
- Randolph, \$600,441.
- Mississippi, \$619,158.
- Cross, \$654,139.
- Clay, \$584,038.

Cities

- Jonesboro, \$2,664,809.
- Paragould, \$1,034,538.
- Blytheville, \$618,829.
- Wynne, \$331,482.
- Newport, \$312,148.
- Osceola, \$307,315.
- Trumann, \$289,051.
- Pocahontas, \$261,794.
- Walnut Ridge, \$211,480.
- Piggott, \$152,489.
- Gosnell, \$140,564.
- Coming, \$133,790.
- Manila, \$132,403.
- Brookland, \$115,446.
- Marked Tree, \$101,660.
- Homie, \$110,137.
- Harrisburg, \$91,200.
- Bono, \$84,425.
- Lake City, \$82,484.
- Lepanto, \$79,858.
- Leachville, \$78,958.
- Rector, \$78,324.
- Tuckerman, \$73,768.
- Bay, \$71,351.
- Monette, \$59,466.
- Diaz, \$52,216.
- Caraway, \$50,671.
- Luxury, \$46,670.
- Marmaduke, \$44,015.
- Wilson, \$35,775.
- Oak Grove Heights, \$35,220.
- Swift, \$31,615.
- Tyronza, \$30,189.
- Weiner, \$28,366.
- Imboden, \$26,821.



Barbara Weinstock, center, retired executive state as local well-wishers gather in her

Community

By KEITH INMAN
Sun Staff Writer

JONESBORO — Barbara Weinstock didn't have a professional resume when she applied for the position of executive director of the Craighead County Community Foundation 20 years ago. So the long-time volunteer improvised.

"I did have my obituary," Weinstock said to laughter,

as me
nity g
lawn t
service
have
have n
— they
wanted
got all
was inv
As she
sition, A
of the
said W

City, county will all residents to participate in c

By SPECIAL TO THE SUN

JONESBORO — Jonesboro and Craighead County's

cos Mexi
Matthews
those sam
Resident

**American Cancer Society Relay For Life
Proclamation: Paint the Town Purple**



PAINT THE TOWN PURPLE PROCLAMATION

American Cancer Society Paint the Town Purple Proclamation for Osceola, Arkansas.

WHEREAS, Paint the Town Purple is an activity of the American Cancer Society that unites the community together to beat our greatest rival – cancer. Through Paint the Town Purple, we celebrate survivors, remember loved ones lost, and take action for lifesaving change.

WHEREAS, money raised during Paint the Town Purple of Osceola, Arkansas will help the American Cancer attack cancer in dozens of ways, each of them critical to achieving a world without cancer – from developing breakthrough therapies to building supportive communities, from providing empowering resources to deploying activists to raise awareness.

WHEREAS, Paint the Town Purple celebrates the more than 15.5 million cancer survivors in the U.S.,

NOW, THEREFORE, BE IT RESOLVED, that I, Sally Longo Wilson, Mayor of Osceola, Arkansas, do hereby proclaim October 1, 2020 through October 10, 2020 as,

"PAINT THE TOWN PURPLE DAYS"

in Osceola, Arkansas and encourage citizens to help lead the fight for a world without cancer by participating in the PAINT THE TOWN PURPLE activities October 1, 2020 through October 10, 2020.

Signed,

A handwritten signature in cursive script that reads "Sally Longo Wilson".

Sally Longo Wilson
Mayor - Osceola, AR

