



**CITY COUNCIL MEETING**

**MONDAY**

**DECEMBER 16, 2019**

**5:00 P.M.**

**AGENDA**  
**OSCEOLA CITY COUNCIL REGULAR MEETING**  
**December 16, 2019 5:00 P.M.**  
**303 HALE AVENUE - COUNCIL CHAMBERS**

1. Prayer
2. Meeting Called to Order
3. Action: Minutes of November 18<sup>th</sup> regular City Council meeting, Special-called City Council meeting of November 1 to approve bid for fire repairs at old City Hall. Special-called City Council Budget session of November 8. Note: The following special-called council meetings were working Budget discussion sessions and no votes were taken; Nov. 22 at 1:30, and Dec. 9 at 3:00.
4. Reports
  - a. Department Reports
  - a. Main Street Osceola, Chamber of Commerce
  - b. Legislative and Project Consulting – Joe Harris. Refer to AR Dept of Transport. Dec. 2<sup>nd</sup> letter
  - c. City Treasurer Report and Financial Report – Melissa Brothers
5. Business
  - b. Action: approve bids for garbage bags; Jadcore at \$27.36 per case (from ad for competitive bid).
  - c. Action: Ordinance for Thru Truck Route (copy of similar ordinances in November minutes)
  - d. Action: Dog Park Ordinance – sponsored by Tyler Dunegan (copy in November minutes)
  - e. Action: Ordinance to correct typo in Amusement Establishment, “and Saturdays” was omitted
  - f. Action: Resolution to continue 2019 Budget Past December 31<sup>st</sup>
  - g. Action: Approve new Planning Commissioners members
  - h. Correspondence: Email to County Judge John Alan Nelson requesting county reimbursement for ½ District Court Clerks’ insurance premiums
6. Public Comment: Christine Davis – regarding security and safety issues for citizens
7. Grants Update:
  - a. Osceola Port Authority \$300,000 – request approved on Oct. 30<sup>th</sup>, in Little Rock
  - b. Coston Building \$297K award – Architect approved. Work has begun
  - c. Airport, \$580K award – runway resurfacing & new lights, beginning when weather dries and warms
  - d. OPD \$38K STOP award – Domestic Violence officer
  - e. Firefighter 16 gear sets awarded in two parts – AR Community Assistance, total \$37,969
  - f. OPD \$49K application submitted – AR Community Assistance for equipment
  - g. Animal Shelter – Sen. Wallace and Jane will apply
  - h. Sewerline to Industrial park – EDA Disaster grants – Mayor met @ US Commerce Dept on July 16

*Announcements*

- 1) *Utility Task Force meeting – Thursday, Dec 19 @ 4:00, City Hall*
- 2) *Community Improvement Task Force – Thursdays @ 10:30, Dec. 19 and Jan. 9<sup>th</sup>*
- 3) *Planning Commission meeting, Tuesday, January 7<sup>th</sup>, 5:00*
- 4) *Public Works Committee meeting, Thursday, Jan. 16<sup>th</sup>, 4:00. Topic: Ditch Drainage/*
- 5) *ARML 2020 Conference February 12-14, 2020, Little Rock. Jane reserved rooms at the Doubletree*

# **INDEX**

## **CONTENTS:**

**AGENDA**

**MINUTES**

**POLICE DEPARTMENT**

**FIRE DEPARTMENT**

**ELECTRIC DEPARTMENT**

**WATER AND SEWER**

**CODE ENFORCEMENT**

**STREET, SANITATION, MOSQUITO CONTROL**

**ANIMAL CONTROL**

**OPAR DEPARTMENT**

**PLANNING COMMISION**

**CITY TREASURER'S REPORT**

**OML&P DEPARTMENT FINANCIAL**

**BALANCE SHEET**

**PROFIT & LOSS STATEMENT**

**VENDOR LIST**

**CHARGE-OFF LIST**

CITY OF OSCEOLA CITY COUNCIL MEETING

OSCEOLA, ARKANSAS

SPECIAL MEETING

November 1, 2019

The Osceola City Council met in Special Session at the Council Chambers, located at 303 West Hale Avenue, Osceola, Arkansas. The meeting took place on November 1, 2019 at 1:30pm.

Officers present: Sally Wilson, Mayor

Council Members Present: Linda Watson, Sandra Brand, Greg Baker, Tyler Dunegan, Stan Williams, and Gary Cooper


Others Present: Stacey Travis, Administrative Assistant

Sally Wilson called meeting to order.

Discussion was held about the roof for the former City Hall building and bids for repair.

Sandra Brand motioned and it was seconded by Gary Cooper to approve the bid for roof repairs in the amount of \$67,250.00 from Charles Watkins.

With there being no further business, motion was made for meeting to be adjourned.

  
Jessica Griffin, City Clerk/Treasurer

---

Sally Wilson, Mayor





# JONESBORO ROOFING CO.

TRUSTED TO COVER THE MID-SOUTH

2900 WEST WASHINGTON SPUR  
P.O. BOX 9016  
JONESBORO, ARKANSAS 72403  
Phone: (870) 935-4221 • Fax: (870) 935-7670

Proposal Prepared For:

CITY OF OSCEOLA  
P. O. BOX 443  
OSCEOLA, AR. 72370

PROPOSAL

Project Municipal Building

Date Estimate #  
10/3/2019 13378

## Work Description

Total

- Remove existing roof system to expose wood decking.
- Install 1 layer of 1.5" polyisocyanurate insulation over wood Deck mechanically fastened.
- Install crickets between primary scupper drains. to create positive drainage to the roof drains.
- Install new retrofit roof drains in existing drains.
- Install a mechanically fastened Firestone Building Products 60 mil TPO membrane roof system.
- Install pipe vent flashing and curb flashings per Firestone Building Products Specifications.
- Install custom fabricated Kynar 500 finished Coving cap, edge metal and all metal flashing needed to complete the roof system.
- Clean up and properly dispose of all job related debris from site
- Firestone Manufactures 20 year Warranty

We will perform all work listed in a good workmanship manner for the sum of: THIRTY EIGHT THOUSAND ONE HUNDRED THIRTY FIVE DOLLARS AND NO CENTS 38,135.00

**Total** \$38,135.00

Payment will be paid upon completion of work. Jonesboro Roofing reserves the right to 1% interest on all balances due. This proposal includes the payment of social security, withholding, unemployment tax, Workman's compensation, and public liability insurance on all workmen performing work in this proposal. This quote is valid for 30 days.

I, or we agree no extra work shall be performed, materials furnished, or additions made until cost of labor and material required to do any extra work is agreed upon and a written contract for said extra work is executed by contractor and owner and all sums due contractor for extra work shall be payable on completion of work. Acceptance of the proposal shall constitute and bind the parties hereto:

Accepted this \_\_\_\_\_ day of \_\_\_\_\_, 20\_\_\_\_

Owner or Administrator \_\_\_\_\_

*Chris Horton*

Jonesboro Roofing Co., Inc. Signature

CHARLES WATKINS CO.  
621 S WALNUT  
OSCEOLA, AR 72370 US  
870 563 5500  
corbinallencont@sbcglobal.net  
corbinallencontractors.net



ESTIMATE # 14381501S

DATE 10/01/2019

# Estimate

## ADDRESS

CITY OF OSCEOLA  
303 W Hale Ave  
Osceola, AR 72370  
United States

PLEASE DETACH TOP PORTION AND RETURN WITH YOUR PAYMENT.

ACTIVITY	QTY	RATE	AMOUNT
ROOF ESTIMATE, REPAIRS / REPLACEMENT, DUE TO FIRE AND WATER DAMAGE, <b>Services</b> REMOVE ALL DAMAGED ROOFING, WOOD DECK AND ROOF JOIST AS NEEDED, APP 2000 /2500 SQ FT AREA, 2X12 FLOOR JOIST AND 2 LAYERS 3/4" T & G PLYWOOD DECKING, BUILD UP AREA TO MATCH EXISTING, INSTALL INSULATION DECK TO MATCH EXISTING ROOF DECK, <b>Services</b> CUT OUT AND REMOVE SINGLE PLY ROOFING MEMBRANE AS NEEDED, INSTALL NEW TPO WHITE SINGLE PLY ROOFING (60MIL), COVERING ALL ROOFING AREA, (5500 SQ FT.) NEW FLASHING AND OTHER AT PENETRATIONS, MOVE EXISTING AIR UNITS AS NEEDED, (ALL ROOFING AND FLASHING AS NEEDED), ESTIMATE COVERS ALL DAMAGE TO ROOF DECK, ROOF FRAME, AND ROOFING MEMBRANE, (INSTALLING NEW ROOFING) <b>Services</b> CLEAN UP / HAUL OFF DEBRIS ALL MATERIALS, LABOR,EQUIPMENT, AND TOOLS			36,000.00
			31,250.00
THANK YOU AND GOD BLESS	TOTAL		\$67,250.00

Accepted By

Accepted Date

ALL WORK DONE IN A TIMELY AND PROFESSIONAL MANNER!

**STRACENER BROTHERS CONSTRUCTION CORP.**

105 Stracener Road  
Blytheville, Arkansas 72315  
(870) 763-0743

**PROPOSAL**

Proposal Submitted to:  
CITY OF OSCEOLA  
ATTN: MICHAEL EPHLIN

Date:  
OCTOBER 3, 2019

Street:

Job Name:  
ROOF REPAIR OF OLD COURTHOUSE  
FACILITY

City, State and Zip:  
OSCEOLA, AR

Quote Prepared By:  
JACK FROST

We propose to remove and replace burnt wood joist and decking (approximately 2,400 SF) at your facility as follows:

1. Remove burnt roofing, plywood decking and 2"x12" wood joist, and burned out A/C unit.
2. Haul off debris and dispose of in an approved dump.
3. Spray paint with KILZ the smoked area and structural steel.
4. Re-install 2"x12" wood joist, 3/4" tongue and groove plywood decking, and roof insulation.
5. Replace all damaged flashings and pipe boots.
6. Construct a new A/C roof curb.
7. Install new roof insulation (to match existing).
8. Install new white rubber roofing over the whole 5,500 square foot area.
9. Construct the new HVAC curb and flashing (sizes to be by your HVAC contractor).
10. All license, insurance and taxes are included.

**NOTE:**

1. No HVAC unit included, only roof replacement.
2. Not responsible for any water damages that have or may occur.

**Labor/material/equipment:**                      \$ 79,710.00

**\*\*\* PRICE GOOD FOR 30 DAYS \*\*\***



City of Osceola, AR  
316 W Hale Avenue  
Osceola, AR 72370  
(870) 563-5245

## SIERRA GROUP & ASSOCIATES CONSTRUCTION LLC

116 N CRESCENT DR  
BLYTHEVILLE, AR 72315

Phone: (870) 278-5356

Email: administrator@sgacontractors.com

Web: sgacontractors.com

Estimate # 003069  
Date 10/11/2019  
Business / Tax # 82-2364403

### Description

#### Everguard 60 Mil TPO (4,610 SQ/FT)

Estimate Includes: 20-yr NDL Warranty

Removal of following:

- Existing TPO system and insulation (to clean deck)
- Existing Modified Bitumen

Installation of following:

- Install 1 1/2" Iso Boards insulation
- Install 60 Mil TPO Singly-Ply membrane
- Hot weld seams
- Mechanical fasteners
- All Penetrations
- Install new edge metal (145 Linear Feet)
- All necessary rental equipment
- Manufacturer Warranty (20 years)
- Install Termination bar with mastic
- Repair of Drain line assembly

This proposal includes the compliance with all manufacturer and building code requirements  
Strict OSHA Requirements will be followed

#### FRAMING (STRUCTURAL FIRE REPAIR)

Re-framing of fire structural damage

Removal of plaster/drywall in conjunction to fire damage structural supports

Framing installation to meet ICC Code for load bearing walls

Framing of Joist supports

Framing for decking

Construction Clean up and debri removal

870-278-8099  
Cell 870-278-5356

Sierra Group & Associates LLC  
Exterior & Interior Solutions

Marcos U. Sierra  
President



Sierra Lic. #AT 007205220  
GAF ID: #LS41750

116 N Crescent Dr  
Blytheville, AR 72315

m.sierra@sgacontractors.com  
sgacontractors.com

### Total

\$51,461.43

\$46,360.00

Subtotal \$97,821.43

Total \$97,821.43

**Notes:**

NOTE: \*\*Proposal does not include tax.  
Proposal does not include HVAC, electrical or plumbing.



Our Contractor's license is on the top-right corner for your convenience and our Commercial General Liability Insurance and Worker's Comp is through:

Scottish American Insurance  
Policy Number: QC067996  
Coverage: (\$5,000,000)  
AR Contractor's Bond  
Policy Number: 72009128  
Local Agent: Allan Montezuma  
Walker Insurance Company  
Office: (870) 573-8147  
jennifercollins@walkeragency.org



Worker's Compensation and Employers' Liability  
Policy Number: TARAR1010356-00  
Coverage: (\$1,000,000)  
Local Agent: Richard Connell  
Block Insurance  
Office: (870) 762-2641  
Fax: (870) 763-4558  
service@blockinsurance.com


State of Arkansas Better Business Bureau Torch Award Recipient

AR Commercial and Residential Lic. 0372850520





















By signing this document, the customer agrees to the services and conditions outlined in this document with Sierra Group & Associates LLC (SGA). Invoices are bankruptcy protected with signature or written consent from client. No payments unless discussed previously with written consent.

SGA owns the project including material and labor performed until full payment is met and has right to repossess.

This proposal includes the payment of social security, withholding, unemployment tax, worker's compensation, and general liability insurance on all workmen performing work in this proposal.

We accept all forms of payment, with a service charge of 3.5% for credit card processing.

---

City of Osceola, AR



CITY OF OSCEOLA CITY COUNCIL MEETING

OSCEOLA, ARKANSAS

SPECIAL MEETING

November 8, 2019

The Osceola City Council met in Special Session at the Council Chambers, located at 303 West Hale Avenue, Osceola, Arkansas. The meeting took place on November 1, 2019 at 12:00pm.

Officers present: Sally Wilson, Mayor


Council Members Present: Linda Watson, Sandra Brand, Greg Baker, Tyler Dunegan, Stan Williams, and Gary Cooper

Others Present: Stacey Travis, Administrative Assistant

Sally Wilson called meeting to order.

Discussion was held about the 2020 budget. No action was taken.

Meeting was adjourned.

  
\_\_\_\_\_  
Jessica Griffin, City Clerk/Treasurer

\_\_\_\_\_  
Sally Wilson, Mayor

Melissa asked the council to  
discuss whether the council will  
want

Employee raises (if so, what  
percentage)

Employee one-time bonus or

Employee raises and bonuses

ORDINANCE NO. 2015- 18

AN ORDINANCE RESCINDING ORDINANCE NO. 2013-903; ESTABLISHING NEW RATES FOR RESIDENTIAL, SMALL COMMERCIAL, LARGE COMMERCIAL AND INDUSTRIAL ELECTRICAL RATES, DECLARING AN EMERGENCY AND FOR OTHER PURPOSES.

WHEREAS, The City of Osceola, Arkansas (the City) acting by and through the City Council, after careful consideration has found the existing electric rate schedules to distribute electric energy cost to be in need of revision.

WHEREAS, Osceola Municipal Light and Power wants to continue to supply its customers with quality product and prompt service.


WHEREAS, the City Council of the City finds that new rates should be established in order to accomplish and maintain these goals.

NOW, THEREFORE, BE IT ORDAINED BY THE CITY COUNCIL OF THE CITY OF OSCEOLA, ARKANSAS THAT ORDINANCE NO. 2013-903 BE RESCINDED AND NEW RATES, AS FOLLOWS ON THE ATTACHED DOCUMENT, BE SET:

This ordinance being necessary for the preservation of the financial stability of the City of Osceola, and emergency is hereby declared to exist, and that it is necessary for the immediate preservation of the public health, safety and welfare of the inhabitants of the City of Osceola that this ordinance be in full force and effect from and after its passage and publication.

PASSED AND APPROVED THIS 21<sup>ST</sup> DAY OF DECEMBER, 2015.

  
Dickie Kennemore, Mayor

  
Jessica Griffin, City Clerk

OSCEOLA MUNICIPAL LIGHT & POWER  
ELECTRIC RATE SCHEDULE

**RESIDENTIAL**

EFFECTIVE DATE: JANUARY 1, 2016

**AVAILABILITY**

At any point on Company's existing secondary distribution lines within the territory allocated by the Arkansas Public Service Commission.

**APPLICATION**

To all electric service supplied to single and multi-family dwelling units, for which no specific schedule is provided, supplied at one point of delivery and measured through one kilowatt-hour meter. Applicable to temporary and to standby and supplementary service only in conjunction with applicable rider for such service. Not applicable to resale or shared service.

**CHARACTER OF SERVICE**

Single or three phase, 60 cycles and at one standard voltage required by customer and available at customer's service location.

**NET MONTHLY RATE**

Customer charge	\$ 9.95
All Kwh	\$0.0975 per Kwh

**MINIMUM**

Customer charge for one month.

**COST ADJUSTMENTS**

The above energy charge may be increased or decreased from time to time to reflect (to the nearest one thousandth .001 mills per Kwh) significant changes in the utility's revenue requirements (e.g, cost of purchased power, maintenance and operating cost related to the ownership interest in generating units and transmission and distribution maintenance and operating costs), as shown in the Cost Adjustment Rider.

OSCEOLA MUNICIPAL LIGHT & POWER  
ELECTRIC RATE SCHEDULE

CHURCH

EFFECTIVE DATE: JANUARY 1, 2016

AVAILABILITY

At any point on Company's existing secondary distribution lines within the territory allocated by the Arkansas Public Service Commission.

APPLICATION

To all electric service, for which no specific schedule is provided, supplied at one point of delivery and measured through one kilowatt-hour meter. Applicable to temporary and to standby and supplementary service only in conjunction with applicable rider for such service. Not applicable to resale or shared service

CHARACTER OF SERVICE

Single or three phase, 60 cycles and at one standard voltage required by customer and available at customer's service location.

NET MONTHLY RATE

Customer charge	\$ 9.95
All Kwh	\$0.0875 per Kwh

MINIMUM

Customer charge for one month.

COST ADJUSTMENTS

The above energy charge may be increased or decreased from time to time to reflect (to the nearest one thousandth .001 mills per Kwh) significant changes in the utility's revenue requirements (e.g, cost of purchased power, maintenance and operating cost related to the ownership interest in generating units and transmission and distribution maintenance and operating costs), as shown in the Cost Adjustment Rider.

OSCEOLA MUNICIPAL LIGHT & POWER  
ELECTRIC RATE SCHEDULE

**SMALL COMMERCIAL**

EFFECTIVE DATE: JANUARY 1, 2016

**AVAILABILITY**

At any point on Company's existing secondary distribution lines within the territory allocated by the Arkansas Public Service Commission.

**APPLICATION**

To all electric service, for which no specific schedule is provided, supplied at one point of delivery and measured through one kilowatt-hour meter. Applicable to temporary and to standby and supplementary service only in conjunction with applicable rider for such service. Not applicable to resale or shared service.

**CHARACTER OF SERVICE**

Single or three phase, 60 cycles and at one standard voltage required by customer and available at customer's service location.

**NET MONTHLY RATE**

Small Commercial-A (0 Kw to 4 Kw)

Customer charge	\$ 16.59
All Kwh	\$0.1085 per Kwh

Small Commercial- B (4 Kw to 20 Kw)

Customer charge	\$ 16.59
All Kwh	\$0.1336 per Kwh

Small Commercial - C (20 Kw to 100 Kw)

Customer charge	\$ 16.59
All Kwh	\$0.1350 per Kwh

**MINIMUM**

Customer charge for one month.

**COST ADJUSTMENTS**

The above energy charge may be increased or decreased from time to time to reflect (to the nearest one thousandth .001 mills per Kwh) significant changes in the utility's revenue requirements (e.g, cost of purchased power, maintenance and operating cost related to the ownership interest in generating units and transmission and distribution maintenance and operating costs), as shown in the Cost Adjustment Rider.



OSCEOLA MUNICIPAL LIGHT & POWER  
ELECTRIC RATE SCHEDULE

LARGE COMMERCIAL

EFFECTIVE DATE: JANUARY 1, 2016

AVAILABILITY

At any point on Company's existing secondary distribution lines within the territory allocated by the Arkansas Public Service Commission.

APPLICATION

To all electric service, for which no specific schedule is provided, supplied at one point of delivery and measured through one kilowatt-hour meter. Applicable to temporary, standby and supplementary service only in conjunction with applicable rider for such service. Not applicable to resale or shared service.

CHARACTER OF SERVICE

Single or three phase, 60 cycles and at one standard voltage required by customer and available at customer's service location

NET MONTHLY RATE

Large Commercial - C (100 Kw to 1000 Kw)

Customer charge	\$1,000.00	
Energy charge	\$0.12630 per Kwh	First 50,000 Kwh
	\$0.11600 per Kwh	All over 50,000 Kwh

MINIMUM

Customer charge for one month.

COST ADJUSTMENTS

The above energy charge may be increased or decreased from time to time to reflect (to the nearest one thousandth (.001) mills per Kwh) significant changes in the utility's revenue requirements (e.g., cost of purchased power, maintenance and operating cost related to the ownership interest in generating units and transmission and distribution maintenance and operating costs), as shown in the Cost Adjustment Rider.

OSCEOLA MUNICIPAL LIGHT & POWER  
ELECTRIC RATE SCHEDULE

INDUSTRIAL

EFFECTIVE DATE: JANUARY 1, 2016

AVAILABILITY

At a point on existing facilities having adequate capacity and suitable voltage for delivery of service from the Company's distribution system.

APPLICATION

To all electric service required by customer on the premises, when supplied at one point of delivery and measured through one kilowatt-hour meter. Applicable to standby or supplementary service, interruptible service and seasonal service only, in conjunction with the applicable rider for such service. Not applicable to temporary, breakdown, resale or shared service.

CHARACTER OF SERVICE

Single or three phase, 60 cycles and at one standard voltage required by customer and available at customer's service location.

NET MONTHLY RATE

Industrial (over 1000 Kw)

Demand charge	\$2.00 per Kw	(NOTE: The Load Minimum is 100% of maximum during the previous 12 months.)
---------------	---------------	--

Energy charge	\$0.09905 per Kwh	First 500,000 kwh
	\$0.08304 per Kwh	All over 500,000 kwh

COST ADJUSTMENTS

The above energy charge may be increased or decreased from time to time to reflect (to the nearest one thousandth (.001) mills per Kwh) significant changes in the utility's revenue requirements (e.g., cost of purchased power, maintenance and operating cost related to the ownership interest in generating units and transmission and distribution maintenance and operating costs), as shown in the Cost Adjustment Rider.

LOAD

The kW as shown by or computed from readings of Company's demand meter, for the 15 minute period of customer's greatest use during the month, but not less than 1000 Kw.

Load measurement may be made by a Kva meter or equivalent in which event one Kva as registered will be considered as 0.95 Kw.

# ADJUSTMENT IMPACT

ESTIMATE EFFECT OF 1¢ PER KWH REDUCTION  
BY RATE CLASS BASED ON 2018 USAGE



## Small Commercial A 0-4Kw

54.8% of Commercial Utility Customers  
15.4% of Commercial Utility Revenue  
Current rate \$0.1085 / kwh

Usage Revenue	\$45,742.35
Usage Revenue 1% Sales Tax	\$457.42
Revenue Impact: YTD	\$46,199.77
Revenue Impact: Monthly	\$3,849.98

Average Monthly Customers	276
Average Revenue Per: YTD	\$1,818.93
1¢ Reduction Impact Per: YTD	\$167.39 (9.2%)
Reduction Impact Per: Monthly	\$13.95



## Small Commercial C 20-100Kw

16.0% of Commercial Utility Customers  
33.9% of Commercial Utility Revenue  
Current rate \$0.1350 / kwh

Usage Revenue	\$88,442.73
Usage Revenue 1% Sales Tax	\$884.43
Revenue Impact: YTD	\$89,327.16
Revenue Impact: Monthly	\$7,443.93

Average Monthly Customers	80
Average Revenue Per: YTD	\$14,995.85
1¢ Reduction Impact Per: YTD	\$1,116.59 (7.5%)
Reduction Impact Per: Monthly	\$93.05



## Small Commercial B 4-20Kw

27.0% of Commercial Utility Customers  
13.1% of Commercial Utility Revenue  
Current rate \$0.1336 / kwh

Usage Revenue	\$32,958.19
Usage Revenue 1% Sales Tax	\$329.58
Revenue Impact: YTD	\$33,287.77
Revenue Impact: Monthly	\$2,773.98

Average Monthly Customers	136
Average Revenue Per: YTD	\$3,268.03
1¢ Reduction Impact Per: YTD	\$244.76 (7.5%)
Reduction Impact Per: Monthly	\$20.40



## Large Commercial 100-1,000Kw

2.2% of Commercial Utility Customers  
37.5% of Commercial Utility Revenue  
Current high rate \$0.1263 / kwh

Usage Revenue	\$95,522.78
Usage Revenue 1% Sales Tax	\$955.23
Revenue Impact: YTD	\$96,478.01
Revenue Impact: Monthly	\$8,039.83

Average Monthly Customers	11
Average Revenue Per: YTD	\$110,774.29
1¢ Reduction Impact Per: YTD	\$8,770.73 (7.9%)
Reduction Impact Per: Monthly	\$730.89

# ARKANSAS RURAL WATER ASSN.

WATER: ☒

FACILITY NAME: Osceola Waterworks

DATE: 8/30/2019

SEWER: ☐

Use of this form and/or database, must be authorized by the Arkansas Rural Water Association (ARWA) or one of its state affiliates, with express consent of the ARWA. The purpose of this rate study form is to derive the needed amounts for "User's Fee's" or "Minimum Charge", and the set rate charge above either of those. It's intent is to ONLY MEET THE MINIMUM FINANCIAL OBLIGATIONS OF THE UTILITY. This study only determines rates based on each 1000 gallons used, and is reflective of a constant flat rate charge per each unit used by the customers.

YEARLY PAYMENT OF LOAN(S) PRINCIPLE: (Indicate the total yearly amount paid by the facility to meet any loan(s) principle in regard to water and/or sewer debts. This should include the total of all loans, if any, relative to each.)

\$0.00

YEARLY PAYMENT OF LOAN(S) INTEREST: (Indicate the total yearly amount paid by the facility to meet any interest associated with any loans per year for water and/or sewer. This should include the total of all loans, if any, relative to each.)

\$0.00

TOTAL AMOUNT OF GALLONS OF WATER SOLD PER YEAR / OR (FOR SEWER) SHOW 80 PERCENT OF THE TOTAL AMOUNT OF GALLONS OF WATER PUMPED (NEXT FIELD): (Enter the total amount based on metered usage only. Show the figure in 1,000's. Example: 9,765,000 gallons would be shown as 9,765 in the blank provided.)

413,864

TOTAL AMOUNT OF GALLONS OF WATER PUMPED PER YEAR: (Show the total gallons of water pumped by the facility in the last year, in 1,000's)

517,330

TOTAL NUMBER OF ACTIVE CUSTOMERS: (List the total number of all active customers served by the facility.)

2,717

TOTAL REVENUE FROM METERED SALES: (Show the total monetary amount taken in by the facility through metered sales. Do not include bulk or non-metered sales, deposits, etc.)

\$1,290,369.76

TOTAL OPERATING EXPENSES PER YEAR: (List the total for ALL costs for water and/or sewer, that are expended to operate the particular system for a one year period. These may include salaries, insurance, utility costs, maintenance and repair costs, capital costs, chemical costs, rent fees, equipment costs, taxes, purchase of water (if applicable), office supply costs, miscellaneous, engineering and legal fees, etc.)

\$827,109.02

PAYMENT TO RESERVE ACCOUNT PER YEAR: (Show the yearly amount invested into a reserve account, each year, that is required by any loan documentation, if the facility has a debt service requirement referring to such. If the required minimum level has been attained, and the facility no longer funds such an account, leave this field blank.)

\$0.00

PAYMENT TO FUNDED DEPRECIATION ACCOUNT PER YEAR: (This yearly amount should reflect any actual total that is really deposited into a specific depreciation fund account for the facility, if such an account is actually funded. If not, leave this field blank.)

\$0.00

# RATE STUDY FORM RESULTS PAGE

CALCULATED TOTAL YEARLY CASH REQUIREMENT: (This figure represents the total cash needed to just meet the financial obligations of the water and/or sewer utility for a one year period, based on information supplied by the facility personnel.)

\$827,109.02

CALCULATED DEBT SERVICE PER CUSTOMER PER MONTH: (This figure represents an equal debt obligation per customer, and can be used as a monthly "User's Fee".)

\$0.00

CALCULATED OPERATING COST PER 1000 GALLONS FUNDING DEPRECIATION: (This figure represents the lowest amount needed for each 1000 gallons above the minimum charge.)

\$3/1,000

Put in \$5 base rate

\$2.00

Extra charge

CALCULATED OPERATING COST PER 1000 GALLONS NOT FUNDING DEPRECIATION: (This figure represents the lowest amount needed for each 1000 gallons above the minimum charge.)

\$2.00

CALCULATED SHORTAGE OF REVENUE: (Indicates the shortage of money, if any, that is needed to cover all costs / A negative figure indicates a positive surplus.)

(\$463,260.74)

CALCULATED AVERAGE BILL PER CUSTOMER PER MONTH: (This figure indicates an average amount needed per customer to meet all debt service and operational expenses.)

\$25.37

new average

CALCULATED MINIMUM RATE ALLOWING 1000 GALLONS and FUNDING DEPRECIATION: (This figure can be used as a "Minimum Charge" per customer for the first 1000 gallons each month.)

\$2.00

CALCULATED MINIMUM RATE ALLOWING 1000 GALLONS and NOT FUNDING DEPRECIATION: (This figure can be used as a "Minimum Charge" per customer for the first 1000 gallons each month.)

\$2.00

CALCULATED YEARLY AVERAGE PERCENT OF WATER LOSS: (System water loss is considered to be excessive, if above 15 percent. / On a sewer rate calculation, this will indicate the amount NOT accounted for in total gallons of water pumped a year.)

20.00%

# ARKANSAS RURAL WATER ASSN.

WATER: ☐

FACILITY NAME: Osceola Waterworks

DATE: 8/30/2019

SEWER: ☒

\*\*\* Use of this form and/or database, must be authorized by the Arkansas Rural Water Association (ARWA) or one of its state affiliates, with express consent of the ARWA. The purpose of this rate study form is to derive the needed amounts for "User's Fee's" or "Minimum Charge", and the set rate charge above either of those. It's intent is to ONLY MEET THE MINIMUM FINANCIAL OBLIGATIONS OF THE UTILITY. This study only determines rates based on each 1000 gallons used, and is reflective of a constant flat rate charge per each unit used by the customers.

YEARLY PAYMENT OF LOAN(S) PRINCIPLE: (Indicate the total yearly amount paid by the facility to meet any loan(s) principle in regard to water and/or sewer debts. This should include the total of all loans, if any, relative to each)

\$0.00

YEARLY PAYMENT OF LOAN(S) INTEREST: (Indicate the total yearly amount paid by the facility to meet any interest associated with any loans per year for water and/or sewer. This should include the total of all loans, if any, relative to each.)

\$0.00

TOTAL AMOUNT OF GALLONS OF WATER SOLD PER YEAR / OR (FOR SEWER) SHOW 80 PERCENT OF THE TOTAL AMOUNT OF GALLONS OF WATER PUMPED (NEXT FIELD): (Enter the total amount based on metered usage only. Show the figure in 1,000's. Example: 9,765,000 gallons would be shown as 9,765 in the blank provided.)

413,864

TOTAL AMOUNT OF GALLONS OF WATER PUMPED PER YEAR: (Show the total gallons of water pumped by the facility in the last year, in 1,000's)

413,864

TOTAL NUMBER OF ACTIVE CUSTOMERS: (List the total number of all active customers served by the facility.)

2,717

TOTAL REVENUE FROM METERED SALES: (Show the total monetary amount taken in by the facility through metered sales. Do not include bulk or non-metered sales, deposits, etc.)

\$892,941.89

TOTAL OPERATING EXPENSES PER YEAR: (List the total for ALL costs for water and/or sewer, that are expended to operate the particular system for a one year period. These may include salaries, insurance, utility costs, maintenance and repair costs, capital costs, chemical costs, rent fees, equipment costs, taxes, purchase of water (if applicable), office supply costs, miscellaneous, engineering and legal fees, etc.)

\$620,767.19

PAYMENT TO RESERVE ACCOUNT PER YEAR: (Show the yearly amount invested into a reserve account, each year, that is required by any loan documentation, if the facility has a debt service requirement referring to such. If the required minimum level has been attained, and the facility no longer funds such an account, leave this field blank.)

\$0.00

PAYMENT TO FUNDED DEPRECIATION ACCOUNT PER YEAR: (This yearly amount should reflect any actual total that is really deposited into a specific depreciation fund account for the facility, if such an account is actually funded. If not, leave this field blank.)

\$0.00



# RATE STUDY FORM RESULTS PAGE

CALCULATED TOTAL YEARLY CASH REQUIREMENT: (This figure represents the total cash needed to just meet the financial obligations of the water and/or sewer utility for a one year period, based on information supplied by the facility personnel.)

\$620,767.19

CALCULATED DEBT SERVICE PER CUSTOMER PER MONTH: (This figure represents an equal debt obligation per customer, and can be used as a monthly "User's Fee".)

\$0.00

CALCULATED OPERATING COST PER 1000 GALLONS FUNDING DEPRECIATION: (This figure represents the lowest amount needed for each 1000 gallons above the minimum charge.)

\$1.50

CALCULATED OPERATING COST PER 1000 GALLONS NOT FUNDING DEPRECIATION: (This figure represents the lowest amount needed for each 1000 gallons above the minimum charge.)

\$1.50

CALCULATED SHORTAGE OF REVENUE: (Indicates the shortage of money, if any, that is needed to cover all costs / A negative figure indicates a positive surplus.)

(\$272,174.70)

CALCULATED AVERAGE BILL PER CUSTOMER PER MONTH: (This figure indicates an average amount needed per customer to meet all debt service and operational expenses.)

\$19.04

CALCULATED MINIMUM RATE ALLOWING 1000 GALLONS and FUNDING DEPRECIATION: (This figure can be used as a "Minimum Charge" per customer for the first 1000 gallons each month.)

\$1.50

CALCULATED MINIMUM RATE ALLOWING 1000 GALLONS and NOT FUNDING DEPRECIATION: (This figure can be used as a "Minimum Charge" per customer for the first 1000 gallons each month.)

\$1.50

CALCULATED YEARLY AVERAGE PERCENT OF WATER LOSS: (System water loss is considered to be excessive, if above 15 percent. / On a sewer rate calculation, this will indicate the amount NOT accounted for in total gallons of water pumped a year.)

0.00%

**BATESVILLE WATER UTILITIES**, 500 E Main St, PO Box 2375 PH **870-698-2415** FAX 870-698-2408

Office Hours: Mon - Fri 8:00 AM - 5:00 PM (except holidays) **AFTER HOURS PH# 870-698-2444**

**RATES AND REGULATIONS FY 2019**

**CITY OF BATESVILLE ORDINANCE 2014-576**

**FIRST 1000 GALLONS - MINIMUM WATER RATES:**

Meter Size	8"	6"	4"	3"	2"	1"	3/4" or 5/8"	1/2"
Inside City	\$1575.45	\$906.55	\$413.36	\$236.49	\$98.54	\$24.34	\$9.85	\$9.85
Outside City	\$2462.30	\$1415.47	\$646.37	\$369.81	\$154.18	\$37.14	\$15.40	\$15.40
RockMoore converts to Batesville Rates 2019						\$17.75	\$11.25	

**Water Rates Inside City** | **Water Rates Outside City** | **Water Rates: Old RockMoore**

Min. 1,000 gallons	\$9.85	Min. 1,000 gallons	\$15.40	Min. 1000 gallons	\$11.25
Next 99,000 gallons	\$3.79/1000	Next 99,000 gallons	\$4.74/1000	Next 5000 gallons	\$3.34
Next 1,900,000 gallons	\$2.89/1000	Next 1,900,000 gallons	\$3.61/1000	Next 5000 gallons	\$3.18
Over 2,000,000 gallons	\$2.26/1000	Over 2,000,000 gallons	\$2.83/1000	Over 11000 gallons	\$3.02

Water portion of bill is calculated based on water usage. The meter is read in terms of hundreds of gallons. Meters are read starting the first working day of the month. The date of your meter reading is noted on your bill as the service end date of the service period.

Residential Sewer Rates are based on 4 mo. Dec-Mar winter avg. Otherwise billed 1 to 1

<b>Sewer Rates Inside City</b>	<b>Sewer Rates Outside City</b>
Min. 1000 gallons \$11.25	Min. 1000 gallons \$14.95
Over 1000 gallons \$3.87/1000	Over 1000 gallons \$4.83/1000

Residential Sewer bills are determined by average wintertime (Dec, Jan, Feb & March) water consumption. If there is no wintertime average, sewer usage is determined by the actual water usage.

<b>City Garbage + Tax (Res)</b>	<b>City Garbage + Tax (Comm)</b>	<b>SR. Reduced + Tax (Res &gt;65 -\$14000)</b>
\$13.99 + tax a month	\$13.99 + tax a month (Curb side)	\$8.99 + tax a month

(Dumpster costs vary with size and number of pick-ups per month)

**RECYCLING CALL 870-698-1003**

**Miscellaneous Fees**

Deposit Home owner \$50.00 water \$50.00 sewer	Deposit Rental/lease or lease to own \$75.00 water \$75.00 sewer
Emergency/After-Hours Connect additional \$50.00	
Collection Call for Non-Payment \$20.00 PER TRIP	
Disconnect Fee/Reconnect Fee (disconnected for non-payment) \$40.00	
Returned Check Fee - can be up to \$60.00	

\*\*\*\*\* 10% late charge added to past due balance. Bills are considered past due after the **20<sup>th</sup>** of each month\*\*\*\*\*

**Payment of Water Bill(s) Options**

1. By Cash, Check, or Debit/Credit Cards. (ph in charge: \$3.00)
2. Auto Bank Draft (on or around the 10<sup>th</sup> of each month no/chg)
3. On Line internet pay cityofbatesville.com/utilities-charge: \$2.00
4. Bank Pay (can take up to 14 days)

**Payment of Water Bill(s) locations:**

1. Inside Window (City Hall-1<sup>st</sup> floor)
2. Drive-Up Window (behind building)
3. Night Depository (beyond Drive-up Window)
4. Use Night Deposit drop if receipt un-needed

**Payments must be in our office by the 20<sup>th</sup> to avoid the past due penalty.**

**BILLS** are mailed to customers on the last working day of the month. If you do not receive your bill by the 5<sup>th</sup> of the month, please call the Water office (870-698-2415) & inquire about your account. **First** bill can take 2 months to bill.

A **DEPOSIT** appropriate for the area of connection shall be paid **before** service is connected. When a customer moves, the deposit is either transferred to the new residence **OR** applied to the final bill when service is disconnected. After a deposit is applied to a final bill, any refund will be mailed to the customer at the forwarding address given at time of disconnection.

**IF IT IS NECESSARY TO DISCONNECT SERVICE, CHARGES DUE WILL BE: PAST DUE BILL PLUS A \$40.00 DISCONNECT/RECONNECT FEE. THIS MUST BE PAID BEFORE SERVICE WILL BE RESTORED.**

**AFTER 5 p.m. CONNECTS/RECONNECTS: \$70.00 OVERTIME CHARGES WILL BE ASSESSED.**

**OTHER UTILITIES & SERVICES:** Centerpoint Arkla Entergy Ind. Co. Garbage Sudden Link Cable  
AR One Call: 1-800-482-8998 1-800-992-7552 1-800-368-3749 870-793-8800 870-793-7277

01-05900-00  
CHAMBER OF COMMERCE  
PO BOX 443 *Electric + water*  
OSCEOLA, AR 72370-0443

01-14700-01  
MAIN STREET *106 W Hale*  
FREE SERVICE  
PO BOX 443 *Electric + Water*  
OSCEOLA, AR 72370-0443

01-15101-00 *201 W Hale*  
POCKET PARK DOWNTOWN  
PO BOX 443 *Electric*  
OSCEOLA, AR 72370-0443

01-15300-00 *207 W Hale*  
MISS. COUNTY HISTORICAL  
GENEALOGICAL-FREE SERVICE  
PO BOX 443 *Electric + water*  
OSCEOLA, AR 72370-0443

01-15700-02 *213 W Hale*  
HISTORIC SOCIETY  
213 W. HALE *Electric + water*  
FREE SERVICE  
OSCEOLA, AR 72370

01-16400-00 *303 W Hale*  
CITY OF OSCEOLA  
FREE SERVICE - CITY HALL *Water*  
PO BOX 443  
OSCEOLA, AR 72370-0443

01-17400-00  
CITY OF OSCEOLA  
FREE SERVICE *W. Hale*  
PO BOX 443 *Street light*  
OSCEOLA, AR 72370-0443

01-17600-00  
CITY OF OSCEOLA *W. Hale*  
FREE SERVICE *Street light*  
PO BOX 443  
OSCEOLA, AR 72370-0443

02-00200-00  
BARHAM STREET *Electric*  
FREE SERVICE- LIFT STATION  
PO BOX 443  
OSCEOLA, AR 72370-0443

02-04200-00  
WELL #5 WATER PUMP  
FREE SERVICE *E Semmes*  
PO BOX 443 *Electric*  
OSCEOLA, AR 72370-0443

01-06000-00  
CHAMBER OF COMMERCE  
PO BOX 443 *water*  
OSCEOLA, AR 72370-0443

01-14900-00  
MAIN STREET OSCEOLA  
FREE SERVICE *108 W Hale*  
PO BOX 443 *Electric + water*  
OSCEOLA, AR 72370-0443

01-15200-00  
MISS. COUNTY HISTORICAL *205 W Hale*  
GENEALOGICAL-FREE SERVICE  
PO BOX 443 *Electric + water*  
OSCEOLA, AR 72370-0443

01-15600-03 *211 W Hale*  
MISS. COUNTY HISTORICAL GENE  
P.O. BOX 443 *Electric + water*  
FREE SERVICE  
OSCEOLA, AR 72370

01-16300-03  
CITY OF OSCEOLA *303 W Hale*  
FREE SERVICE - CITY HALL *EL + water*  
PO BOX 443  
OSCEOLA, AR 72370-0443

01-16800-02 *316 W Hale*  
CITY OF OSCEOLA/POLICE DEPT.  
FREE SERVICE *EL + water*  
OSCEOLA, AR 72370

01-17500-00  
CITY OF OSCEOLA *W. Hale*  
FREE SERVICE *Street light*  
PO BOX 443  
OSCEOLA, AR 72370-0443

01-18700-00  
CITY OF OSCEOLA/FREE SERVICE  
PO BOX 443 *311 W. Quinn*  
OLD PLANTERS FURN. BUILDING *EL + water*  
OSCEOLA, AR 72370 *use for Boxing*

02-04100-01  
WATER PLANT *E. Semmes*  
FREE SERVICE *Electric*  
PO BOX 443  
OSCEOLA, AR 72370-0443

02-04300-00 *E. Semmes*  
DIST SUPT OFF *Electric + water*  
FREE SERVICE E SEMMES  
PO BOX 443  
OSCEOLA, AR 72370-0443

02-04400-00 *E. Semmes*  
CITY WAREHOUSE *Electric & water*  
PO BOX 443  
OSCEOLA, AR 72370-0443

02-04600-00  
OSC MUN L & P PLANT *E. Semmes*  
FREE SERVICE-WAREHOUSE  
PO BOX 443 *Electric*  
OSCEOLA, AR 72370-0443

02-04800-00 *E. Semmes*  
CITY OF OSCEOLA  
ENGINEERING DEPT *water*  
PO BOX 443  
OSCEOLA, AR 72370-0443

02-05000-00  
HUMANE SHELTER  
FREE SERVICE  
PO BOX 443 *Electric*  
OSCEOLA, AR 72370-0443

02-22200-00  
MANAGER WATER DEPT. *W. Semmes*  
FREE SERVICE *Electric*  
PO BOX 443  
OSCEOLA, AR 72370-0443

02-22800-00 *E. Semmes Pumps*  
WATER DEPT. *Electric*  
FREE SERVICE  
PO BOX 443  
OSCEOLA, AR 72370-0443

06-14800-00  
ST. MARY  
LIFT STATION-FREE SERVICE  
PO BOX 443 *Electric*  
OSCEOLA, AR 72370-0443

07-23900-02 *W. Keiser*  
CITY OF OSCEOLA DETENTION  
FACILITY- FREE SERVICE  
PO BOX 443 *Electric & water*  
OSCEOLA, AR 72370-0443

10-00100-00  
NORTHGATE/BETTY LYNN  
LIFT STATION-FREE SERVICE  
PO BOX 443 *Electric*  
OSCEOLA, AR 72370-0443

11-00400-00  
OSCEOLA AIRPORT *Airport Office*  
FREE SERVICE  
PO BOX 443 *Electric*  
OSCEOLA, AR 72370-0443

02-04500-00  
WATER-SEWER SHOP *E. Semmes*  
FREE SERVICE *Electric*  
PO BOX 443  
OSCEOLA, AR 72370-0443

02-04700-00 *E. Semmes*  
CITY OF OSCEOLA  
FREE SERVICE-ENGINEER DEPT *Electric*  
PO BOX 443  
OSCEOLA, AR 72370-0443

02-04900-00  
CITY OF OSCEOLA STREET OFF.  
FREE SERVICE *E. Semmes*  
PO BOX 443 *Electric*  
OSCEOLA, AR 72370-0443

02-05700-00 *Don. Carthon*  
NEW FIRE STATION  
FREE SERVICE *Electric & water*  
PO BOX 443  
OSCEOLA, AR 72370-0443

02-22300-00 *100 W Semmes*  
WATER DEPT. *Electric*  
FREE SERVICE  
PO BOX 443  
OSCEOLA, AR 72370-0443

02-22900-00 *106 W Semmes Rear*  
WATER DEPT. LAB  
FREE SERVICE *Electric & water*  
PO BOX 443  
OSCEOLA, AR 72370-0443

07-20000-00  
S. ELM  
FREE SERVICE- PUMP STATION  
PO BOX 443 *Electric*  
OSCEOLA, AR 72370-0443

07-24500-00 *401 W Keiser*  
CITY OF OSCEOLA - JAIL  
SPRINKLER - FREE SERVICE  
PO BOX 443 *water*  
OSCEOLA, AR 72370-0443

11-00100-01  
OSCEOLA AIRPORT  
PO BOX 443 *Electric & water*  
OSCEOLA, AR 72370-0443

11-00500-00  
OSCEOLA AIRPORT POLE  
PO BOX 443 *Electric*  
OSCEOLA, AR 72370-0443

11-00900-01  
BRYAN LOT PUMP STATION  
FREE SERVICE *Electric*  
PO BOX 443  
OSCEOLA, AR 72370-0443

11-07400-00 *Country Club Rd*  
CITY OF OSCEOLA - TIN SHACK  
FREE SERVICE *Electric*  
PO BOX 443  
OSCEOLA, AR 72370-0443

11-07700-00 *Country Club Rd*  
CITY OF OSCEOLA - PUMP  
FREE SERVICE *Electric*  
PO BOX 443  
OSCEOLA, AR 72370-0443

11-07900-00 *Country Club Rd*  
RIVERLAWN CIRCLE  
PUMPING STATION / FREE SERVI  
PO BOX 443 *Electric*  
OSCEOLA, AR 72370-0443

11-08900-00 *Cyro Rd*  
COMPOSTING FACILITY  
PO BOX 443 *Electric*  
OSCEOLA, AR 72370-0443

11-13200-00  
BASEBALL COMPLEX  
FREE SERVICE  
PO BOX 443 *water*  
OSCEOLA, AR 72370-0443

11-15800-00 *140 Hill Street*  
HILL STREET PUMP STATION  
FREE SERVICE *Electric*  
PO BOX 443  
OSCEOLA, AR 72370-0443

11-16900-00  
INTERSTATE WATER TANK  
HWY 140 WEST *Electric*  
FREE, SE

11-19000-00 *Interstate*  
COTTON INN  
LIFT STATION-FREE SERVICE  
PO BOX 443 *Electric*  
OSCEOLA, AR 72370-0443

11-20100-00 *145 OHENDORF*  
CITY OF OSCEOLA  
P.O. BOX 443 *Electric - 2 meters*  
FREE SERVICE *water*  
OSCEOLA, AR 72370

11-07300-02 *Country Club Rd*  
CITY OF OSCEOLA - PRO SHOP  
FREE SERVICE *2 Electric meters*  
PO BOX 443 *2 water meters*  
OSCEOLA, AR 72370-0443

11-07500-00 *Country Club Rd*  
CITY OF OSCEOLA - CART SHED  
FREE SERVICE *Electric & water*  
PO BOX 443  
OSCEOLA, AR 72370-0443

11-07800-00 *Country Club Rd*  
CITY OF OSCEOLA PUMP HOUSE  
FREE SERVICE *water*  
PO BOX 443  
OSCEOLA, AR 72370-0443

11-08000-00 *Country Club Rd*  
COUNTRY CLUB  
PUMP STATION / FREE SERVICE  
PO BOX 443 *Electric*  
OSCEOLA, AR 72370-0443

11-12800-00 *Earl Quinn Rd*  
ROBINSON LIFT STATION  
FREE SERVICE *Electric*  
PO BOX 443  
OSCEOLA, AR 72370-0443

11-13600-00  
AIRPORT --FREE SERV  
2501 W KEISER AVE *Electric*  
OSCEOLA, AR 72370-3453

11-16000-00 *140 Hwy*  
OPAR STORAGE SHED  
FREE SERVICE *Electric*  
PO BOX 443  
OSCEOLA, AR 72370-0443

11-17100-01 *100 Incinerator Rd*  
CITY OF OSCEOLA INCINERATOR  
FREE SERVICE *Electric + water*  
PO BOX 443  
OSCEOLA, AR 72370-0443

11-19400-00 *328 N Country Club Rd*  
COMMUNITY CENTER  
FREE SERVICE *Electric & water*  
PO BOX 443  
OSCEOLA, AR 72370-0443

11-20400-00 *Ohendorf Rd*  
CHESTNUT  
LIFT STATION *Electric*  
PO BOX 443  
OSCEOLA, AR 72370-0443

11-21100-06 1425 OHlendorf  
FRUIT BUILDING METER  
303 W HALE AVE Electric  
OSCEOLA, AR 72370-2529

11-22500-00 R.E Prewitt Dr  
COMMUNITY PUNISHMENT CENTER  
LIFT STATION Electric  
FREE, SE 72370

11-38100-00 2501 W Semmes  
ANIMAL SHELTER  
FREE SERVICE Electric & water  
PO BOX 443  
OSCEOLA, AR 72370-0443

15-01200-00 Colonial Rd  
GREENBRIAR  
FREE SERVICE - GREENBRIAR LIFT Station  
PO BOX 443 Electric  
OSCEOLA, AR 72370-0443

15-04100-00 Ermen lane  
PHILLIPS  
FREE SERVICE - PUMP STATION  
PO BOX 443 Electric  
OSCEOLA, AR 72370-0443

15-25300-01 850 W Keiser  
CITY OF OSCEOLA/SEWER PUMP  
W. KEISER STREET Electric  
OSCEOLA, AR 72370

17-10300-00 Diane Dr.  
KEN DRIVE  
FREE SERVICE - KEN DR. LIFT  
PO BOX 443 Electric  
OSCEOLA, AR 72370-0443

18-12000-00 N. Walnut  
ROSENWALD WELL #6  
FREE SERVICE Electric  
P. C. BOX, 34 72370

18-17900-00 Rosenwald  
OSCEOLA SENIOR CITIZENS BLDG.  
FREE SERVICE - SENIOR CITIZEN  
PO BOX 443 Electric & water  
OSCEOLA, AR 72370-0443

19-13900-00 W. Ford  
BOY SCOUT HUT  
W. FORD-FREE SERVICE  
PO BOX 443 Electric  
OSCEOLA, AR 72370-0443

11-21200-00 1425 OHlendorf  
CITY OF OSCEOLA  
(AIR CONDITIONERS METER) Electric - 2 meters  
P.O. BOX 443/FREE SERVICE  
OSCEOLA, AR 72370

11-37000-00 W. Keiser / Days Inn  
CITY OF OSCEOLA  
SEWER PUMP, FREE SERVICE  
PO BOX 443 Electric  
OSCEOLA, AR 72370-0443

11-40000-00 140 W. Keiser  
DENSO PUMP STATION  
FREE SERVICE - PUMP STATION  
PO BOX 443 Electric  
OSCEOLA, AR 72370-0443

15-04000-00 Ermen lane  
FIRE STATION #2  
FREE SERVICE - ERMEN LANE  
PO BOX 443 Electric & water  
OSCEOLA, AR 72370-0443

15-05200-00 Keiser & Newport  
PUMP STATION  
FREE SERVICE - PUMP STATION  
PO BOX 443 Electric  
OSCEOLA, AR 72370-0443

16-00100-00 61 Hwy Alt  
HODGE  
FREE SERVICE - HODGE LIFT ST  
PO BOX 443 Electric  
OSCEOLA, AR 72370-0443

18-11900-00 N. Walnut  
ROSENWALD WELL #6  
FREE SERVICE Electric  
OSCEOLA, AR 72370

18-17700-00 Rosenwald  
ROSENWALD RECREATION CENTER  
FREE SERVICE - ROSENWALD REC.  
PO BOX 443 Electric & water  
OSCEOLA, AR 72370-0443

18-18100-00 Rosenwald  
NEW SENIOR CITIZENS CENTER  
FREE SERVICE Electric & water  
PO BOX 443  
OSCEOLA, AR 72370-0443

19-15800-00 1150 W Ford  
BOY SCOUT HUT water  
W FORD-FREE SERVICE  
PO BOX 443  
OSCEOLA, AR 72370-0443

21-12000-04 *6195 Broadway*  
NEW MOUNT PLEASANT CHURCH  
P.O. BOX 443 *Electric & Water*  
FREE SERVICE  
OSCEOLA, AR 72370

23-00100-00 *Alicia*  
COUNTRYWOOD  
LIFT STATION *Electric*  
PO BOX 443  
OSCEOLA, AR 72370-0443

22-03700-01 *N. Pearl*  
JACKSONVILLE  
LIFT STATION *Electric*  
PO BOX 443  
OSCEOLA, AR 72370-0443





**S.H.I.F.T.**  
**Family Outreach Center**  
**619 South Broadway**  
**P.O. Box 584**  
**Osceola, Arkansas 72370**

**Gregory L. Brown**  
Executive Director

**Joseph McCorkley, Sr.**  
Director

**Evangeline Johnson**  
Operations Manager

**Vernedia McGowan**  
Secretary

The SHIFT Family Outreach Center is a division of the New Mt. Pleasant Outreach Ministries, Inc., a 501(c)(3) organization in Osceola, AR the second county seat in Mississippi County. Our facility is a soup kitchen currently serving our community an average of 45 lunches per day, Monday through Friday which totals approximately 900 lunches per month. Additionally the SHIFT Family Outreach Center is a homeless shelter with the capacity of housing 8 persons. We currently house 7 clients to whom we provide 7 breakfasts and 7 dinners seven days per week resulting in an additional 392 meals per month for a total of 1292 meals served per month at this time. As a disaster relief agency of the Northeast Arkansas Food Bank, we also provide uncooked food to an additional 450 individuals monthly. The soup kitchen services began in September 2012, and are available to anyone hungry in Osceola, South Mississippi County and all over the rest of Mississippi County. We received our first residents at the shelter in November 2012. We are currently the only soup kitchen and homeless shelter in south Mississippi County.

In our time of operation, we have discovered that there is a strong need for our services because of the numerous individuals that we serve on a day-to-day basis as indicated by our numbers above. Our operation also serves as a hub to receive food donations through the Northeast Arkansas Food Bank and the Feeding America Program. The food that is received is distributed to area agencies and food pantries (NEA Food Bank Members) in bulk quantities in a combined effort to fight hunger. In 2018 alone, our agency distributed over 67,000 pounds in food and served over 15,000 meals.

The services that we provide improve the City of Osceola and South Mississippi County by allowing us to continue our efforts to feed the hungry and house the homeless. Our efforts have seen great results and will greatly assist the State of Arkansas in its efforts work toward ending hunger and homelessness.

In the past, our facility has been granted electric, water, sewage, and mosquito control, and secondary lighting. Our organization is a Sales Tax Exempt non-profit and documentation is on-hand. We desire to enter into a new contract with the city of Osceola that would provide for the continuation of this grant.

*"Righteously Caring for the Less Fortunate"*

---

*St. Matthew 25:31-40*

The SHIFT (Supplemental Help Inspiring Full Transition) Board of Directors are fully aware of the by-laws and has agreed to this organization applying for affiliation and is willing to cooperate with other agencies to further improve our mission to feed and house the hungry and homeless.

Officers are:

Gregory Brown, Executive Director  
Joseph McCorkely Sr., Program Director  
Evangeline Johnson, Operations Manager  
Vernedia McGowan, Secretary

We are requesting an annual grant of \$4500 in funding to be paid out Quarterly. This grant will enable us to better serve our community meals and house our clients. The funds will be used to cover the previously granted utilities, water, & sewage.

We greatly appreciate your consideration of us for funding.

*"Righteously Caring for the Less Fortunate"*

*St. Matthew 25:34-40*

Contract

The undersigned parties hereby agrees that all funds granted by the City of Osceola quarterly will be used for the purpose of paying all electric, water, sewage, secondary lighting, and mosquito control bills generated by the undersigned.

The S.H.I.F.T. Family Outreach Center c/o Bishop Gregory L. Brown (Executive Director), located at 619 S. Broadway, Osceola, Arkansas, agrees to use ALL funds granted by the City of Osceola for paying the monthly utility bill provided by the City of Osceola.

\_\_\_\_\_  
Signature

\_\_\_\_\_  
Date

The City of Osceola agrees to grant the approved funds to the S.H.I.F.T. Family Outreach Center located at 619 S. Broadway, Osceola, Arkansas quarterly for the purpose of SERVICES PROVIDED

\_\_\_\_\_  
Signature

\_\_\_\_\_  
Date



October 10, 2019

OSCEOLA 2990  
Finance Director  
P.O. Box 443  
Osceola, AR 72370

Re: Property Renewal Letter

Dear Finance Director :

Thank you for choosing our Municipal Property Program (MPP) for your coverage needs. Your property coverage renewal date is 11/18/2019. Your payment is due on or before that date to continue coverage without interruption.

You can review the MPP Brochure online at <https://webservices.arml.org/mpp>

Members of the program are designated to a Class rating of 101 to 104 depending on the member's current ISO rating. Based on your city's ISO, you will be in class 101. Members in Class 101 and 102 have the option to buy-down to a \$5,000 deductible by increasing their rates by .0002 and .00015, respectively. Please contact Billing Specialist Ashley Garrett if you would like to take advantage of this option.

ISO Rating of 1-3 = Class 101 - .001485 x covered value with a \$10,000.00 Deductible  
ISO Rating of 4-6 = Class 102 - .001815 x covered value with a \$7,500.00 Deductible  
ISO Rating of 7-9 = Class 103 - .002145 x covered value with a \$5,000.00 Deductible  
ISO Rating of 10 = Class 104 (and LSM Members) - .002475 x covered value with a \$5,000.00 Deductible.

Sincerely,

*Mark R. Hayes*  
by skb

Mark R. Hayes  
Program Administrator

MRH/jw

CC: Clerk/Recorder/Treasurer (with no enclosures)

RECEIVED

OCT 24 2019

By: J.S.

RECEIVED

OCT 18 2019

By: RF

# ARKANSAS MUNICIPAL LEAGUE

P.O. Box 38  
North Little Rock, AR 72115-0038



GREAT CITIES MAKE A GREAT STATE

## MUNICIPAL PROPERTY PROGRAM

Endorsement Account: 2990

Date: 10/07/2019

OSCEOLA  
Steve Purtee  
P.O. Box 443  
Osceola AR 723700443

Policy Expires On: 11-17-2020

Previous Balance Due:	.00
Adjustments from Property Changes:	60,546.34
Current Balance Due:	60,546.34

FOLD OR CUT HERE

2990 OSCEOLA  
P.O. Box 443  
Osceola, AR 723700443

Bill Date: : 10/07/2019

Invoice Number: : IP19000385

Amount Due: \$ 60,546.34

Amount Enclosed:

Check Number:

Arkansas Municipal League  
Municipal Property Program  
P.O. Box 38  
North Little Rock, AR 72115

Return this Slip with Payment

# ARKANSAS MUNICIPAL LEAGUE

P.O. Box 38  
North Little Rock, AR 72115-0038



GREAT CITIES MAKE A GREAT STATE

Invoice for September, 2019  
Account 2990

Invoice #: IP19000385  
Invoice Date: 10/07/2019

OSCEOLA  
Steve Purtee  
P.O. Box 443

Osceola AR 723700443

=====

Policy # P1800329	Effective Date 11-18-2018	Termination Date 11-17-2019
-------------------	---------------------------	-----------------------------

Tran	Unit	Description Rate	Deductible	Location Annual Prem	Value Actual Prem
-----					
	179	Coston Building		215 West H	300,000.00
CHG		Property Program			
		.1350 % Class 101	10,000.00	405.00	68.03
		Coverage From 9-10-2019 Through 11-17-2019			

# ARKANSAS MUNICIPAL LEAGUE

P.O. Box 38  
North Little Rock, AR 72115-0038



GREAT CITIES MAKE A GREAT STATE

Invoice for September, 2019  
Account 2990

Invoice #: IP19000385  
Invoice Date: 10/07/2019

OSCEOLA

=====

Policy # P1900333	Effective Date 11-18-2019	Termination Date 11-17-2020
Renewal		

Tran	Unit	Description	Deductible	Location	Value
		Rate		Annual Prem	Actual Prem
	139	Animal Shelter		2501 Semme	403,089.00
REN		Property Program			
		.1485 % Class 101	10,000.00	598.59	598.59
		Coverage From 11-18-2019 Through 11-17-2020			
	140	City Hall/Light & Power		303 Hale A	3,489,901.00
REN		Property Program			
		.1485 % Class 101	10,000.00	5,182.50	5,182.50
		Coverage From 11-18-2019 Through 11-17-2020			
	141	Drug Taskforce Bldg.		310 W Hale	78,610.63
REN		Property Program			
		.1485 % Class 101	10,000.00	116.74	116.74
		Coverage From 11-18-2019 Through 11-17-2020			
	142	Community Center Bldg.		382 North	3,354,880.00
REN		Property Program			
		.1485 % Class 101	10,000.00	4,982.00	4,982.00
		Coverage From 11-18-2019 Through 11-17-2020			
	143	Backboards & Support fixtures		382 North	15,450.00
REN		Property Program			
		.1485 % Class 101	10,000.00	22.94	22.94
		Coverage From 11-18-2019 Through 11-17-2020			
	144	Basketball Mezzanine		382 North	89,177.40
REN		Property Program			
		.1485 % Class 101	10,000.00	132.43	132.43
		Coverage From 11-18-2019 Through 11-17-2020			



# ARKANSAS MUNICIPAL LEAGUE

P.O. Box 38  
North Little Rock, AR 72115-0038



GREAT CITIES MAKE A GREAT STATE

Invoice for September, 2019  
Account 2990

Invoice #: IP19000385  
Invoice Date: 10/07/2019

OSCEOLA

=====

Policy # P1900333	Effective Date 11-18-2019	Termination Date 11-17-2020
Renewal		

Tran	Unit	Description	Deductible	Location	Value
		Rate		Annual Prem	Actual Prem
	145	Canopies		382 North	8,803.41
REN		Property Program			
		.1485 % Class 101	10,000.00	13.07	13.07
		Coverage From 11-18-2019 Through 11-17-2020			
	146	Senior Citizens Center A&B		697 North	730,846.00
REN		Property Program			
		.1485 % Class 101	10,000.00	1,085.31	1,085.31
		Coverage From 11-18-2019 Through 11-17-2020			
	147	Fire Dept. Station #1		200 Cartho	739,308.00
REN		Property Program			
		.1485 % Class 101	10,000.00	1,097.87	1,097.87
		Coverage From 11-18-2019 Through 11-17-2020			
	148	Stand by Generator		200 Cartho	62,937.12
REN		Property Program			
		.1485 % Class 101	10,000.00	93.46	93.46
		Coverage From 11-18-2019 Through 11-17-2020			
	149	Fire Station # 2		601 South	294,231.00
REN		Property Program			
		.1485 % Class 101	10,000.00	436.93	436.93
		Coverage From 11-18-2019 Through 11-17-2020			
	150	Pro Shop		903 South	137,622.00
REN		Property Program			
		.1485 % Class 101	10,000.00	204.37	204.37
		Coverage From 11-18-2019 Through 11-17-2020			

# ARKANSAS MUNICIPAL LEAGUE

P.O. Box 38  
North Little Rock, AR 72115-0038



GREAT CITIES MAKE A GREAT STATE

Invoice for September, 2019  
Account 2990

Invoice #: IP19000385  
Invoice Date: 10/07/2019

OSCEOLA

=====

Policy # P1900333	Effective Date 11-18-2019	Termination Date 11-17-2020
Renewal		

Tran	Unit	Description	Deductible	Location	Value
		Rate		Annual Prem	Actual Prem
	151	Golf Course Repair & Storage Shop		903 South	46,903.11
REN		Property Program			
		.1485 % Class 101	10,000.00	69.65	69.65
		Coverage From 11-18-2019 Through 11-17-2020			
	152	Golf Cart Shed # 5		903 South	46,224.34
REN		Property Program			
		.1485 % Class 101	10,000.00	68.64	68.64
		Coverage From 11-18-2019 Through 11-17-2020			
	153	Golf Cart Shed 6		903 Court	70,403.59
REN		Property Program			
		.1485 % Class 101	10,000.00	104.55	104.55
		Coverage From 11-18-2019 Through 11-17-2020			
	154	Osceola Industries (Fruit of Loom Bldg)		1425 Olend	21,055,300.00
REN		Property Program			
		.1485 % Class 101	10,000.00	31,267.12	31,267.12
		Coverage From 11-18-2019 Through 11-17-2020			
	155	Justice Building		401 West K	4,494,657.00
REN		Property Program			
		.1485 % Class 101	10,000.00	6,674.57	6,674.57
		Coverage From 11-18-2019 Through 11-17-2020			
	156	Generator/ Diesel-natural gas		401 West K	43,981.00
REN		Property Program			
		.1485 % Class 101	10,000.00	65.31	65.31
		Coverage From 11-18-2019 Through 11-17-2020			

# ARKANSAS MUNICIPAL LEAGUE

P.O. Box 38  
North Little Rock, AR 72115-0038



GREAT CITIES MAKE A GREAT STATE

Invoice for September, 2019  
Account 2990

Invoice #: IP19000385  
Invoice Date: 10/07/2019

OSCEOLA

=====

Policy # P1900333	Effective Date 11-18-2019	Termination Date 11-17-2020
Renewal		

Tran	Unit	Description	Deductible	Location	Value
		Rate		Annual Prem	Actual Prem
	157	Surveillance System-Color		401 West K	57,345.25
REN		Property Program			
		.1485 % Class 101	10,000.00	85.16	85.16
		Coverage From 11-18-2019 Through 11-17-2020			
	158	Coller& Freezer (walk in)		401 West K	7,725.00
REN		Property Program			
		.1485 % Class 101	10,000.00	11.47	11.47
		Coverage From 11-18-2019 Through 11-17-2020			
	159	L & P Vehicle Maintenance Shop		101 East S	318,008.00
REN		Property Program			
		.1485 % Class 101	10,000.00	472.24	472.24
		Coverage From 11-18-2019 Through 11-17-2020			
	160	L&P Vehicle Material Storage		101 East S	268,419.00
REN		Property Program			
		.1485 % Class 101	10,000.00	398.60	398.60
		Coverage From 11-18-2019 Through 11-17-2020			
	162	S&S Office & Breakroom		101 East S	173,394.00
REN		Property Program			
		.1485 % Class 101	10,000.00	257.49	257.49
		Coverage From 11-18-2019 Through 11-17-2020			
	163	S&S Street & Santation Equipmnet Parking		101 East S	220,318.00
REN		Property Program			
		.1485 % Class 101	10,000.00	327.17	327.17
		Coverage From 11-18-2019 Through 11-17-2020			

# ARKANSAS MUNICIPAL LEAGUE

P.O. Box 38  
North Little Rock, AR 72115-0038



GREAT CITIES MAKE A GREAT STATE

Invoice for September, 2019  
Account 2990

Invoice #: IP19000385  
Invoice Date: 10/07/2019

OSCEOLA

=====

Policy # P1900333	Effective Date 11-18-2019	Termination Date 11-17-2020
Renewal		

Tran	Unit	Description	Deductible	Location Annual Prem	Value Actual Prem
164		S&S Garbage Bag & General Storage		101 East S	73,890.14
REN		Property Program			
		.1485 % Class 101	10,000.00	109.73	109.73
		Coverage From 11-18-2019 Through 11-17-2020			
165		W&W Equipmnet & Storage		100 West S	101,657.91
REN		Property Program			
		.1485 % Class 101	10,000.00	150.96	150.96
		Coverage From 11-18-2019 Through 11-17-2020			
166		W&W Lab, Shop & Material Storage		100 West S	347,688.00
REN		Property Program			
		.1485 % Class 101	10,000.00	516.32	516.32
		Coverage From 11-18-2019 Through 11-17-2020			
167		W&W Material Storage		100 West S	40,440.89
REN		Property Program			
		.1485 % Class 101	10,000.00	60.05	60.05
		Coverage From 11-18-2019 Through 11-17-2020			
168		W&W Caterpillar Generator- 1.5 Mega Watt		100 West S	125,000.00
REN		Property Program			
		.1485 % Class 101	10,000.00	185.63	185.63
		Coverage From 11-18-2019 Through 11-17-2020			
169		2 Steel Water Tanks 300,000 gal		100 West S	150,000.00
REN		Property Program			
		.1485 % Class 101	10,000.00	222.75	222.75
		Coverage From 11-18-2019 Through 11-17-2020			

# ARKANSAS MUNICIPAL LEAGUE

P.O. Box 38  
North Little Rock, AR 72115-0038



GREAT CITIES MAKE A GREAT STATE

Invoice for September, 2019  
Account 2990

Invoice #: IP19000385  
Invoice Date: 10/07/2019

OSCEOLA

=====

Policy # P1900333	Effective Date 11-18-2019	Termination Date 11-17-2020
Renewal		

Tran	Unit	Description Rate	Deductible	Location Annual Prem	Value Actual Prem
		170 Filter House (Water Treatment Plant)		100 West S	1,262,500.00
REN		Property Program .1485 % Class 101 Coverage From 11-18-2019 Through 11-17-2020	10,000.00	1,874.81	1,874.81
		172 Aerator and Clarifier		100 West S	250,000.00
REN		Property Program .1485 % Class 101 Coverage From 11-18-2019 Through 11-17-2020	10,000.00	371.25	371.25
		173 Primary Filter Tank		100 West S	66,950.00
REN		Property Program .1485 % Class 101 Coverage From 11-18-2019 Through 11-17-2020	10,000.00	99.42	99.42
		174 Water Tank (500,000 gal) Elevated Storag		905 South	500,000.00
REN		Property Program .1485 % Class 101 Coverage From 11-18-2019 Through 11-17-2020	10,000.00	742.50	742.50
		175 Water Tank (500,000 Gal) Elevated Stora		3598 West	875,000.00
REN		Property Program .1485 % Class 101 Coverage From 11-18-2019 Through 11-17-2020	10,000.00	1,299.38	1,299.38
		177 Mobile Office for Airport (tied down)		200 Airpor	18,706.86
REN		Property Program .1485 % Class 101 Coverage From 11-18-2019 Through 11-17-2020	10,000.00	27.78	27.78

# ARKANSAS MUNICIPAL LEAGUE

P.O. Box 38  
North Little Rock, AR 72115-0038



GREAT CITIES MAKE A GREAT STATE

Invoice for September, 2019  
Account 2990

Invoice #: IP19000385  
Invoice Date: 10/07/2019

OSCEOLA

=====

Policy # P1900333	Effective Date 11-18-2019	Termination Date 11-17-2020
Renewal		

Tran	Unit	Description	Deductible	Location	Value
		Rate		Annual Prem	Actual Prem
-----					
	178	S&S Street & Sanitation Mosquito Build		101 East S	72,100.00
REN		Property Program			
		.1485 % Class 101	10,000.00	107.07	107.07
		Coverage From 11-18-2019 Through 11-17-2020			
	179	Coston Building		215 West H	300,000.00
REN		Property Program			
		.1485 % Class 101	10,000.00	445.50	445.50
		Coverage From 11-18-2019 Through 11-17-2020			
	180	AC System Equipment - Community Center		382 North	125,886.60
REN		Property Program			
		.1485 % Class 101	10,000.00	186.94	186.94
		Coverage From 11-18-2019 Through 11-17-2020			
	181	Generator Equipment		Lift Stati	208,782.44
REN		Property Program			
		.1485 % Class 101	10,000.00	310.04	310.04
		Coverage From 11-18-2019 Through 11-17-2020			
Previous Balance Due . . . . .					\$ .00
Adjustments from Property changes . . . . .					\$ 60,546.34
Current Balance Due . . . . .					\$ 60,546.34

- Make changes through the AML Property Portal at:  
<https://webservices.arml.org/mpp>
- Please email [mpp@arml.org](mailto:mpp@arml.org) if you do not have log in credentials.



## Municipal Property Program Program Summary 2018 - 2019

### *Program Coverages, Limits, and Deductibles*

Property: Includes Buildings, Personal Property, Boiler & Machine Breakdown	\$500,000,000	Per Occurrence: All Perils, Coverages (subject to policy exclusions)
Unscheduled Animals	\$2,500,000	Not to exceed \$50,000 per Animal, per Occurrence - \$1,000 Deductible
Tax Revenue Interruption	\$100,000,000	\$5,000,000 per occurrence per location Deductible: 2.5% of Annual Tax Revenue Value
Flood	\$50,000,000	Per Occurrence and in the Annual Aggregate
Flood Zones A & V	\$10,000,000	Subject to a sublimit of \$5,000,000 Per Occurrence with a \$10,000,000 Annual Aggregate Per Occurrence and in the Annual Aggregate for all locations in Flood Zones A & V (inclusive of all 100 year exposures)
Earthquake Shock	\$50,000,000	Per Occurrence
Deductibles	All Perils Flood Earthquake	See Rate Classes Below* \$100,000 except zones A and V (\$250,000) \$100,000

### *\*Class Rating & Deductibles*

*Rate is determined by the member's ISO Rating*

ISO Ratings of 1 - 3 = Class 101

ISO Rating of 4 - 6 = Class 102

ISO Rating of 7 - 9 = Class 103

ISO Rating of 10 = Class 104

*Premium is calculated by multiplying total ITV by Class Rate*

Class 101 = .001485 - \$10,000.00 Deductible

Class 102 = .001815 - \$7,500.00 Deductible

Class 103 = .002145 - \$5,000.00 Deductible

Class 104 including all Limited Service Members

.002475 - \$5,000.00 Deductible



EMP #	EMP NAME
-------	----------

© 2006 The Authors  
Journal compilation © 2006 Blackwell Publishing Ltd

OPD  
Jail

Name: Chief Collins

List the equipment loans that your department has:

(6) M-16 Rifles - LESO PROGRAM

List the contracts that your department has:

AXON ENTERPRISES - BODY CAMERAS

LEADS ON LINE - CID / DTF

ACCURINT (LEXIS-NEXIS) CID / DTF \$66/month

ARKANSAS DEPT. OF PRISONS (JAIL)

Internet?

Cable TV?

Firewall?

Ice Machine?

Name: Chief Fleming

List the equipment loans that your department has:

---

---

---

---

---

---

List the contracts that your department has:

✓ PPP \$ 50,000<sup>00</sup>

---

---

---

---

---

---

Internet  
Cable TV?

Name: Jane - L/O - AC


List the equipment loans that your department has:

None

List the contracts that your department has:

DB<sup>2</sup> - Salary Comp - Johansen Group  
\$1000.00 annual

Internet?  
Cable TV?



Name: Michael - OPAR, etc

List the equipment loans that your department has:

DE LAAS LAZER

~~PRE 2000~~ - Golf CARS - Golf Course - \$597.36

OPAR - PNC Bank - Loan Equipment \$978.99

OPAR - PNC Bank - Loan Equipment \$1,865.73

OPAR - TCF Equipment - Weight Room \$1,030.80

GOLF - PNC Bank - Golf - Loan Equipment \$1,489.40

OPAR - Bancorp South Finance - A/C units - \$5,680.31 month.

List the contracts that your department has:

OPAR - Contract America Leasing - \$261.80 - Community Center System check in

G&K - OPAR

Coca-Cola - OPAR

DeLuca - Ice machine - Golf Course

Name: Steve

List the equipment loans that your department has:

4x4 Club Car - PNC Equip. Finance \$257.<sup>40</sup> per month  
Crosswind Street Sweeper - Kansas State Bank \$3,619.<sup>44</sup> p/m  
Western Star residential garbage trucks (2) - Bancorpsouth Equip. Finance \$4,338.<sup>5</sup> per mo  
Knuckleboom - Bancorpsouth Equip. Finance \$2,447.<sup>12</sup> per month  
Front-end loader (commercial) Bancorpsouth Equip. Finance \$4,161.<sup>67</sup> per month  
Western Star rolloff - Bancorpsouth Equip. Finance \$1,998.<sup>31</sup> per month  
John Deere backhoe - Bancorpsouth Equip. Finance \$1,451.15  
Vecton - Mosquito Control \$7083.33

List the contracts that your department has:

---

---

---

---

---

---

---



Name: Sally

List the equipment loans that your department has:

---

---

---

---

---

---

List the contracts that your department has:

Dean Technologies

Delta Creative

- ARML

- AR Waterways Assn

DelArtc - no contract exists \$27,000

Complex &  
give to Sally

Name: Ed

List the equipment loans that your department has:

---

---

---

---

---

---

List the contracts that your department has:

---

---

---

---

---

---

- Southern Lane Care  
- I Work@



We just had our annual meeting on November 7<sup>th</sup>. We have 3 board member positions open at this time. We have received nominations and are waiting for ballots to return from our members and will announce winners at the next city council meeting.

Bobby Ephlin, Krista Hopper, Harbans Mangat, Jason Starks, Ray Fulmer, Janice Currie.

We are working on a volunteer and membership drive. We would appreciate anyone that is interested in volunteering or being involved in the main street program contact myself of the office.

Christmas Parade- December 7<sup>th</sup> at 6 pm. Looking for Organizations, vehicles, choirs, etc. Forms can be picked up at the main street office or can be printed directly off our facebook page.

Our volunteers have been able to coordinate the following events this year:

Arts on the Square- 4 Events

Farmer's Market- Every Saturday during produce season

Bingo- Every Tuesday

Son Seals Stage- Dedication

Flower Beds in downtown-( New volunteers this year)

\$1,000 grant from Wal-Mart

\$450 grant from the community foundation for cameras downtown.

We had almost \$10,000 provided by MainStreet Arkansas for grant applications this year for businesses.

We organized events in conjunction with Relay for Life and the Chamber of Commerce.

We are currently working on the revitalization of the bingo hall to make it a formal community event center.

We have an Administrative Assistant helping until we can get a director hired. Mallory Haynes

We recently submitted the advertisement for the Executive Director position to the newspaper. We were in limbo for a couple of months because Main Street Arkansas was looking at changes to the requirements. Main Street Arkansas made the recommendation to the board to lower the salary requirements based on the population of the city, but was denied the request. The board actually implemented a new salary requirement of \$40,000 for the Main Street Director. We hope to have a director by the first of the year.

Thanks,

Monica Fines

Main Street Board President

Main Street Board Members

Bret Sparks      Trini Jefferson

Reid Fergus      Jane Stanford

Taylor Lucius      Melvin Burnett

*Osceola, Arkansas*  
**ADVERTISING & PROMOTION COMMISSION**  
**RECOMMENDATION TO THE COUNCIL**  
Monday, November 18, 2019

Renewal: Delta Byways Advertisement	\$3,000.00
-------------------------------------	------------

*Requested by the Osceola/SMC Chamber, payable to Cates & Company*

Reimbursement: Car Show & Fall Festival	\$1,442.20
---	------------

*Requested by the Osceola/SMC Chamber, payable to Joe Harris, Jr.*

2019 Christmas Parade	\$5,000.00
-----------------------	------------

*Requested by and payable to Main Street Osceola*

Music Tourism Strategic Plan	\$13,750.00
------------------------------	-------------

*Requested by City of Osceola, payable to ASU Delta Center for Economic Development*

<b>Total Recommended to Council</b>	<b>\$23,192.20</b>
-------------------------------------	--------------------

CITY OF OSCEOLA CITY COUNCIL MEETING

OSCEOLA, ARKANSAS

REGULAR MEETING

November 18, 2019

The Osceola City Council met in Regular Session at the Council Chambers, located at 303 West Hale Avenue, Osceola, Arkansas. The meeting took place on November 18, 2019 at 5:00pm.

Officers present: Sally Wilson, Mayor  
Jessica Griffin, City Clerk/Treasurer  
Catherine Dean, City Attorney

Council Members Present: Sandra Brand, Linda Watson, Tyler Dunegan, Stan Williams, Gary Cooper

Council Members Absent: Greg Baker

Others Present: Steve Choals, Street/Sanitation Dept.  
Phillip Fleming, Fire Chief  
Michael Ephlin, OPAR Director  
Jane Stanford, Human Resources  
Ed Richardson, Code Enforcement  
Ollie Collins, Police Chief  
Phillip Adcock, Electric Dept.  
Stacey Travis, Admin Asst.

Others in Attendance: Ammi Tucker Monica Fines

Mayor Wilson called meeting to order and Jessica Griffin called roll. All council members were present.

Motion was made by Linda Watson and seconded by Stan Williams to approve all October minutes. All council members were in favor.

Monica Fines came forward with the Main Street report. (see attached)

Ammi Tucker gave the Chamber of Commerce report and then started on the A&P Commission request.

Motion was made by Greg Baker and seconded by Stan Williams to approve the requested amount. All council members were in favor. Sandra Brand abstained from voting.

Melissa Brothers came forward with the financial report. (details attached)

Melissa discussed the audit report. Motion was made by Sandra Brand and seconded by Gary Cooper to approve the Meyer and Ward audit report. All council members were in favor.

MONTHLY REPORTS ARE AS FOLLOWS:

October 2019	Year to Date			Annual	Elapsed
	Budget	Actual	Var (+) (-)	Budget	83%
<b>Revenue:</b>					
01 - Osceola Light & Power	15,119,884	15,421,424	301,540	17,934,123	86%
02 - City General Fund	3,671,052	4,209,820	538,768	4,261,733	99%
03 - Street Fund	448,730	466,700	17,970	538,471	87%
04 - Sanitation Fund	802,130	817,102	14,972	962,551	85%
<b>Total Funds</b>	<b>20,041,796</b>	<b>20,915,045</b>	<b>873,249</b>	<b>23,696,878</b>	<b>88%</b>
<b>Operating Expense:</b>					
01 - Osceola Light & Power	13,482,461	13,189,383	293,078	15,778,556	84%
02 - City General Fund	4,573,719	4,767,270	(193,551)	5,510,556	87%
03 - Street Fund	1,007,003	753,585	253,418	1,172,319	64%
04 - Sanitation Fund	949,960	936,187	13,773	1,123,882	83%
<b>Total Funds</b>	<b>20,013,143</b>	<b>19,646,425</b>	<b>366,719</b>	<b>23,585,313</b>	<b>83%</b>
<b>Capital Exp &amp; Reserves:</b>					
01 - Osceola Light & Power	-	-	-	-	N/A
02 - City General Fund	-	-	-	-	N/A
03 - Street Fund	-	-	-	-	N/A
04 - Sanitation Fund	-	-	-	-	N/A
<b>Total Funds</b>	-	-	-	-	N/A
<b>Impact to Surplus:</b>					
01 - Osceola Light & Power	1,637,423	2,232,041	594,618	2,155,567	104%
02 - City General Fund	(902,667)	(557,450)	345,217	(1,248,823)	45%
03 - Street Fund	(558,273)	(286,885)	271,388	(633,848)	45%
04 - Sanitation Fund	(147,830)	(119,085)	28,745	(161,331)	74%
<b>Total Funds</b>	<b>28,652</b>	<b>1,268,620</b>	<b>1,239,968</b>	<b>111,565</b>	



*Osceola, Arkansas*  
**ADVERTISING & PROMOTION COMMISSION**

**MINUTES**

Monday, June 17, 2019

Present: Baker, Greg  
Cooper, Gary  
Tucker, Ammi  
Shemwell, Jim\*  
Zenanko, Robert

Guests: Fines, Monica  
Wilson, Sally

Absent: Keatts, Harry  
Redzepi, Tim

\* *Chairman*

The meeting was called to order with a quorum present.

Minutes from the April 2019 meeting were presented for approval. Motion by Zenanko, second by Baker, and carried to approve.

Tucker shared a financial update, noting that the previous spreadsheet format that had been prepared by employees no longer with the city, and that she was working with Vicky Gillentine to locate the file and get actual figures. She shared the receipts as of the last report in March, with revenues for March through May estimated using the lower of the previous two years' totals. She also shared the disbursements that were shown on the previous report, as well as those that had been approved at the other commission meetings earlier this year. With a 2019 starting balance of \$98,971, estimated receipts of \$12,918, estimated disbursements and approvals totaling \$45,983, and estimated ending balance of \$65,906.

Mayor Wilson shared helpful information from the recent Arkansas Municipal League conference, where she learned from Joy Barlogie, R&D Manager for Arkansas Tourism, about potential tourism grants and festival advertising grants that may be available. She also shared information learned about [Arkansas.com/checkmycity](http://Arkansas.com/checkmycity), where community information and business listings can be added.

Tucker then shared samples from Hill's Vinyl Graphics for the previously-approved wayfinding sign project, as well as several color combinations and font options. There was much discussion regarding if colors would tie into existing historical signage, potentially conflict with highway signage, and maximize visibility for travelers. Cooper asked if the signs were reflective, and Tucker said they were not, as reflective material was substantially more expense. Shemwell asked Zenanko what he felt would hold up better from a cleanliness standpoint, and Zenanko shared his belief that white would get dirty easily and dark would show off dirt as well. After all discussed their opinions and thoughts, it was ultimately decided to opt for a light warm neutral background with dark green lettering and regular arrows, with a cursive Osceola on top, thicker outline for the courthouse imagery, and Franklin Gothic Demi font for the main text. Tucker stated she would request a final proof from Hill's Vinyl Graphics and sent to the commission for review prior to production.

Tucker then presented a request to renew Osceola's ad in the Arkansas Travel Guide, a statewide publication with a circulation of approximately 350,000. The ad size is 8x10.5", and since we kept our ad during the publication size upgrade, we are grandfathered in at the previous rate. Shemwell noted that Arts on the Square needed to be added to community events in both summer quarters due to its expanded dates.

Motion by Baker, second by Zenanko, and carried to recommend to the council for approval \$5,990 to CJRW for a renewal of advertisement in the state travel guide.

Tucker then presented a request on behalf of Osceola Heritage Music Festival, Inc. requesting reimbursement for their promotion expenditures for the year totaling \$6,817. The expenses were broken down as \$3,040 in radio advertising, \$844 in newspaper advertising, \$1,433 in printed materials, and \$1,500 assistance with festival shirts. She noted that due to low attendance from the weather, they did successfully receive a payout from their weather insurance and thanked Shemwell for his suggestion after last year to increase the coverage hours.

Motion by Cooper, second by Baker, and carried to recommend to the council for approval \$6,817 to Osceola Heritage Music Festival, Inc. for reimbursement of the approved expenditures for the 2019 festival.

Fines updated the commission on the Arts on the Square music series, showing approximately \$2,800 in expenses incurred so far from their annual approved amount. She stated that there was a great turnout with around 150-250 attendance, and thanked everyone that was able to attend. Shemwell shared that perhaps they increase their social media advertising ahead of the events to help remind the community further in advance.

No follow-up meeting was set at the time of the meeting.

With all business concluded, motion by Tucker, second by Cooper, and carried to adjourn.

---

James Shemwell  
Advertising & Promotions Commission Chairperson

---

Ammi Tucker  
Advertising & Promotions Commission Secretary

*Osceola Advertising & Promotion Committee request for*  
**Arkansas Delta Byways Publication**

Date of Request: November 4, 2019

Description of Request: Renewal of our two-page ad for Osceola in the 2020 Delta Byways tourism brochure. The brochure covers various tourism points of interest in a fifteen county area. The proposed ad, which will be the same as last year, features general information about our city, as well as tourism highlights and events.

Amount Requested: \$3,000  
Price per page is \$1,500, two-page spread.

Nearby herons loom with deer, turkey, dove, ducks, wild dogs, and squirrels, making Osceola popular with hunters.

**Fascinating Features**  
Thinking of visiting our area? Here are just some of the things to do while you're here! Some are seasonal, some are year-round, but all are worth the trip!

Osceola Heritage Musicfest – Two-day event featuring regional and national musicians, food, activities, and motorcycle Poker Run, Mid-May.

Sam Bass (Frisco) "Wildcat" Park and Mississippi River Overlook

Colton Highway Historical Markers – 30 historical sites in Osceola and surrounding area

Fourth of July fireworks Spectacular at the Osceola Parks & Recreation Complex

Fall Crafts Fair at First United Methodist Church

Winterfest – Christmas Parade with bands, floats, food vendors, pictures with Santa, and Kwanzaa Chili Supper

Riverbend Municipal Golf Course – daily online and special tournaments throughout the season

Osceola Parks & Recreation – baseball/softball fields, community center, and more

Osceola/South Mississippi County Chamber of Commerce – Art Gallery & Information Hall, City Center, great source for area information, various events throughout the year

Main Street Osceola – Stage year-round on Thursday evenings; Crawfish Boil in March

Recreation District – Walking and driving tours

Mississippi County Historical & Genealogical Society Museum – open 9-5, 6-9 and by appointment on weekends

Dyers, Arkansas – (Hill) the boyhood home of country legend Johnny Cash, hometown of Gene Williams, and site of depression-era Dyess Colony project

Wilcox, Arkansas – Homage Archeological Museum, Indian Burial Mounds, and the beautifully restored English Tudor-style Downtown Square

Victoria, Arkansas – antique train

Mounds, Arkansas – Big Lake National Wildlife Refuge with hiking trails, nature walks, fishing, and bird-watching, including eagle and osprey nests

Osceola  
*Jewel Along the Mississippi*

In the heart of South Mississippi County is the friendly city of Osceola, located midway between Memphis and the Missouri Bootheel along I-55 and situated on the Great River Road. Known for its rich soil, historical and musical heritage, this is a great destination for a day trip, weekend getaway or establishing roots.

Osceola is home to the Mississippi County Courthouse – one of the most photographed buildings in the state – and 14 other buildings on the National Register of Historic Places, including the Osceola Town building, the Coffey mansion and Patterson Store, where the Mississippi County Historic and Genealogical Museum is housed.

Highway 61, nicknamed "The Blues Highway," travels through Osceola from Wyoming, MI to New Orleans, LA, and is a great place to enjoy the blues. Famous bluesmen like Son House, Elmore James, and Howlin' Wolf all played here.

Sam Bass Park, our access point to the Mississippi River, is popular for its panoramic river views and catfishing where anglers catch catfish, bass, bluegill and crappie. The park is the site of the Battle of Plum Run Bend, one of only two Civil War gunboat battles fought on the Mississippi and is associated with Mark Twain's Plum Point Landing and Overlook, in "Life on the Mississippi."

Along with other parks, we offer a nine-hole public golf course, a state-of-the-art community fitness center, and a four-field baseball/softball complex.

OSCEOLA  
Arkansas  
OsceolaSMCChamber.com  
Osceola/South Mississippi County  
Chamber of Commerce  
P.O. Box 174, Osceola, Arkansas 72370  
osceolachamber@outlook.net  
870.563.2281



---

DELTA CENTER FOR ECONOMIC DEVELOPMENT  
319 University Loop West, Jonesboro, AR 72401 | o: 870-972-3000 | f: 870-972-3806

November 6, 2019

The Honorable Sally L. Wilson  
Mayor of Osceola  
303 West Hale  
Osceola AR 72370

Dear Mayor Wilson,

Please find enclosed a proposal from Arkansas State University Delta Center for Economic Development regarding the city's invitation to bid on strategic planning services.

Thank you for your consideration.

Sincerely,

Andrea Allen  
Executive Director

Enclosure





**ARKANSAS STATE UNIVERSITY**  
**Delta Center for**  
**Economic Development**

Proposal to Mayor Sally Wilson, City of Osceola

**OSCEOLA MUSICAL HERITAGE TOURISM SITES COMPREHENSIVE  
STRATEGIC PLANNING**

November 6, 2019

Contact:

Andrea Allen  
O: 870-972-3000  
[anallen@astate.edu](mailto:anallen@astate.edu)



## **Our Understanding**

The City of Osceola is interested in developing musical heritage tourism sites to increase visitation and the associated new spending generated from tourists. In this regard, city officials have requested a proposal from the Arkansas State University (A-State) Delta Center for Economic Development (Delta Center) for strategic planning services.

If approved, Dr. C. William Roe, Professor of Management, A-State College of Business, will lead the strategic plan along with Delta Center staff.

## **Our Approach**

### **Stakeholder Group Meetings**

The Delta Center will facilitate 3-4 stakeholder group meetings consisting of selected stakeholders to provide input for the foundation of the plan. Specifically, these sessions will focus on the **Strengths** or assets the community possesses to support the development of your music heritage sites, as well as the **Weaknesses** or challenges that hinder the community's ability to fully develop its music heritage sites (**internal analysis**). The sessions will also gather information from the external environment that either creates opportunities or poses threats to the development of the music heritage sites (**external analysis**). This information is critical to developing the **SWOT ANALYSIS**, which helps lay a foundation upon which the plan may be built. These stakeholder group meetings need to include a manageable number of participants, no more than 15-20 individuals per group.

### **Environmental Scanning**

The Delta Center will conduct in-depth research into the factors in the external environment that impact the community's ability to achieve its goal of developing its music heritage sites. Specifically, our research will focus on the Social Environment, the Technological Environment, the Economic Environment, the Political Environment, the Legal/Regulatory Environment, and the Competitive Environment. Information gathered from our research into these important external environmental factors that impact every organization in some way will help us identify factors that either create opportunities for the community or pose threats to the community in developing its music heritage sites.

### **Planning Assumptions**

Using the information from the analysis of the external environmental factors identified above, the Delta Center staff will formulate Planning Assumptions for the plan horizon in which the plan will unfold, or be implemented, in this case a 5-year plan horizon. These Planning Assumptions will help make educated decisions about the courses of action in pursuit of the goal.

### **Strategic Issues**

The Delta Center will use the information developed to identify several strategic issues, or critical success factors which must be addressed in order to help accomplish the goal. These strategic issues are fundamental to the success of the efforts.

### **Objectives and Strategies**

Referencing the strategic issues that must be addressed, the Delta Center will develop objectives to address the strategic issues and formulate strategies by which each objective can be accomplished.

### **Deliverables**

The Delta Center will provide one written document encompassing the strategic plan comprised of all the components previously mentioned, along with the reference materials for information that supports the development of the plan. In addition, a PowerPoint Presentation of the plan will be created and presented

to Mayor Wilson and invitees. A flash drive with a copy of the presentation and written plan will also be provided.

### **Our Center**

The A-State Delta Center, an outreach organization of the university, supports and coordinates community and economic development initiatives throughout the state and delta region by providing business intelligence and market research; conducting community assessments, analysis, leadership training, and strategic plans; fostering regional innovations and entrepreneurship; and advocating for essential workforce and educational programs. The Delta Center, through the system-wide support of A-State, has a demonstrated record of success in producing positive results in communities across Arkansas and the delta region. Below you will find three project examples.

**Delta Regional Authority - Delta Leadership Institute:** In 2013 the Delta Center was named to participate in a university collaboration to administer the DRA's leadership program. In this capacity, the Delta Center examines the region's best practices and coordinates field experiences to connect leadership participants to community leaders and activities that drive community and economic development. DRA policy areas include education and workforce training; rural healthcare delivery systems; infrastructure including broad-band accessibility and economic development, all of which are considered in how each relates to expanding local economies. The 2019-2020 cohort will mark the Delta Center's seventh year of participation. In its original application, the Delta Center coordinated with the Harvard Kennedy School of Government to deliver an executive academy to DLI participants. The additional learning opportunity is made available to DLI alumni with over 100 people in the Delta completing this coursework. There is strong anecdotal evidence that both DLI and the Harvard experience is having a profound impact on how community leaders in one of the nation's most vulnerable regions is bringing new concepts to their community. As a result of this program, over 600 participants have graduated from the program.

**Assessments and Strategic Plan for the Greater Delta Alliance for Health:** The A-State Delta Center contracted with the Greater Delta Alliance for Health (GDAH) to perform hospital assessments on its 10 member hospitals and provide a list of observations, recommendations and other findings to serve as the basis for making adjustments to the original goals, objectives and activities outlined in the Health Resources and Services Administration Delta States' grant. Consequently, the A-State Delta Center is continuing its work with the Greater Delta Alliance for Health and developing an assessment and strategic plan to identify ways to reduce operational costs for GDAH hospitals through collaborative efforts and improve healthcare delivery services throughout the region.

**Northeast Arkansas Economic Development Coalition:** The Delta Center provides technical support for this regional group organized in 2006. An economic base analysis and profile of the region was performed by town and county to better understand common issues and trends in social and economic factors. At the conclusion and presentation of the report, the NEAEDC Board moved to the next step and launched a strategic planning initiative by a national consulting firm. Elements of the plan have been implemented, including a focus on engaging high school students in next generation activity centered on the region's recent diversification in agriculture applications.



## Our Team

*Dr. C. William Roe, Professor of Management, A-State College of Business*

C. William (Bill) Roe received his Bachelor's, his MBA and his Ph. D. degrees from Mississippi State University. In both his Bachelor's Degree and his Ph.D. degree he majored in management with specific emphases in strategic management, organizational behavior and organizational development and change.

Upon completion of his MBA, Bill was employed by Arthur Andersen & Co. in the firm's management consulting division, now known as Accenture. While working on his Ph. D. and all throughout his academic career, Bill has been engaged in consulting work with for-profit, not-for-profit organizations and government entities developing strategic plans, conducting feasibility studies, performing organizational diagnostics 360 work, and developing and conducting a wide range of both supervisory training and management development programs for a vast number of different types and sizes of organizations.

*Andrea Allen, Executive Director, A-State Delta Center for Economic Development*

Andrea Allen is a proud native of the Delta and on a mission to make a difference in the Delta region, which she loves. Andrea leads the economic development outreach services of Arkansas State to communities and businesses, and she brings extensive expertise as a veteran of local, state and national government.

Prior to joining the A-State Delta Center for Economic Development, Andrea served as the Deputy Chief of Staff for a U.S. Congressman where she directed the day-to-day operations of his three district offices as well as the Congressman's activities in the district. She was also responsible for the development and delivery of government resources and services to assist the Congressman's constituents.

Prior to her service with Congressman Crawford, Andrea was the Director of Family Programs for the National Guard Professional Education Center (PEC), policy director on a gubernatorial campaign, operations director for one of the fastest growing municipalities in Arkansas, and state director for a U.S. Senator.

Andrea is a native of Walnut Ridge, Arkansas. She received a Bachelor's of Art in Political Science from Arkansas State University, and is a graduate of the Delta Regional Authority's Delta Leadership Institute Executive Academy. Andrea is also the co-chair and co-founder of NEA Political Animals.

*Dr. Cliff Jones, Deputy Director, A-State Delta Center for Economic Development*

Cliff Jones is native of Eastern Arkansas. He joined the Delta Center team in the summer of 2019. His work as Deputy Director includes executive education training, administration and outreach to promote economic development.

Previously, Cliff served as Sr. Vice President for Learning and Instruction at Arkansas State University Mid-South, Vice President for Instruction at the University of Arkansas Community College at Batesville, Dean of Arts and Technology at LoneStar College -Cy-Fair and Executive Assistant to the Chancellor at Baton Rouge Community College.

Cliff has completed Delta Regional Authority's Leadership Institute as well as the Lonestar College System's Leadership Academy. He received his Bachelor's degree in Business Administration and Master's degree in Public Administration from the University of Arkansas. He holds a doctoral degree in Educational Administration from The University of Texas at Austin.

Delta history, music and culture are important to Cliff. He has completed extensive research on these topics and presented them to regional, state-wide and local group and organizations.

*Frankie Gilliam, CEcD, Community Economic Development Specialist, A-State Delta Center for Economic Development*

Frankie provides technical assistance and consulting for local and regional economic development organizations. In this capacity, Frankie contributes to research projects including economic impact and retail analysis, feasibility studies, economic base assessments and socio-economic reporting. The work is used in general to support strategic planning and implementation of community and economic development activity.

Frankie is a graduate of the University of Delaware's Institute for Organizational Management and the Economic Development Institute at the University of Oklahoma. She received the Certified Economic Developer (CEcD) designation in 2001 and has instructed basic economic classes for community leaders and elected officials at the University of Arkansas-Little Rock.

Prior to joining the Delta Center in 2001, Frankie was Program Director and later named Executive Director for the Paragould-Greene County Chamber of Commerce from 1989 -2001.

*Jarrett Free, Director, EDA University Center, A-State Delta Center for Economic Development*

Jarrett Free, a native of the Mississippi Delta, has a strong passion to cultivate relationships and facilitate community development in underserved Delta regions. As EDA University Director of the Delta Center, Free builds strong partnerships by bringing his experience to the table from working for public and private universities. Raised in a small Delta town, Free is able to appreciate the unique challenges Delta towns face as they continue to compete for economic resources.

Previously, Free worked for Arkansas State as Associate Director of Online Services, overseeing a staff of over 20 and directed daily operations for the department. Prior to joining A-State, Free served as coordinator of financial aid and scholarships, both at Mississippi State University in Starkville, MS as well as at the University of the Incarnate Word in San Antonio, TX.

Free obtained his Bachelor's of Business Administration from Delta State University in Cleveland, MS and his Master's in Public Administration from A-State.

### Project Timing & Cost

Based on the components outlined in this proposal, The Delta Center anticipates this project will require 4 months to complete from project inception.

The proposed fee for this project, inclusive of expenses, will be \$13,750.00.

<u>Personnel/Subject Matter Experts</u>	<u>Estimated Hours</u>	<u>Consulting Rate</u>	<u>Total Est. Cost</u>	<u>Notes</u>
A-State Delta Center Staff	20	\$50	\$3,000	3 staff/subject matter experts at 20 hours each
Subject Matter Expert Professors	50	\$200.00	\$10,000.00	1 professor at 50 hours
<b>Sub-Total</b>			<b>\$13,000.00</b>	
<b>Non-Personnel</b>				
Printing & Supplies			\$250.00	
Travel			\$500.00	Mileage and per diem for up to 5 travelers for up to 7 community consultation mtgs.
<b>Sub-Total</b>			<b>\$750.00</b>	
<b>Total</b>			<b>\$13,750.00</b>	



## **AGENDA**

**Arkansas Waterways Commission Meeting  
October 30, 2019 / 10:00 AM  
900 West Capitol Ave., Second Floor – Bessie Moore Room  
Little Rock, Arkansas**

1. Call to Order ..... Chairman Shell
2. Roll Call ..... LaWanda Campbell
3. Approval of July 2, 2019 Meeting Minutes..... Chairman Shell
4. Business Report ..... LaWanda Campbell
5. Director's Report ..... Deidre Smith
6. New Business:

**Presentations for the Arkansas Port, Intermodal, and Waterway Development Grant Program:**

Checot-Desha Metropolitan Port Authority  
Crossett Port Authority  
Fort Smith Public Port Authority  
Helena-West Helena / Phillips County Port Authority  
Little River County Intermodal Authority  
Little Rock Port Authority  
Osceola Port Authority  
Pine Bluff Jefferson County Port Authority

7. Old Business  
  
MKARNS 12' Channel Update  
Arkansas Port, Intermodal, and Waterways Grant Program Legislation  
Port Training Initiatives: Grant Writing Preparedness / Flood Plain Management  
Arkansas River Flooding / Recovery Update  
Three Rivers PED Update  
Red River Update
8. Public Comments

Next, Steve Choals came forward to discuss the cost to repair the Elgin sweeper.

Motion was made by Stan Williams and seconded by Sandra Brand to repair the sweeper for \$39,000. Roll was called and all council members were in favor.

Environmental Products Group

2995 Sandbrook St

Memphis TN 38116

To the City of Osceola Arkansas,

We, Environmental Products Group, bid \$39,600.93 for the replacement of the Impeller Assembly, and the Electrical box for the Auxiliary engine. We are the authorized dealer for Elgin sweepers for Arkansas and West Tennessee.

We can be contacted at:

[RColeman@myEPG.com](mailto:RColeman@myEPG.com)

Office: 901 630 4658

Cell: 901 275 5688

Next, the council discussed an ordinance regarding truck routing through the city.



## **BEEBE**

### **8.08.01 Truck routes - designated**

- A. Truck routes for all motor vehicles having a capacity of more than two (2) tons, and proceeding through the city, are hereby established and designated as follows:
1. Center Street a/k/a State Highway 64, City Route
  2. Main Street a/k/a State Highway 31
  3. DeWitt Henry Drive a/k/a State Highway 367
  4. West College from Main Street to Palm Street
  5. North Orange Street from Center Street to College Street
  6. North Palm Street from Center Street to College Street
  7. Illinois Street from Center Street to Cherry Street
  8. South Holly Street from Center Street South
  9. Idaho and Fir Streets

All such vehicles are prohibited from using any other street, alley, or road while proceeding through the city.

- B. No vehicle having a capacity of over two (2) tons may use streets within areas zoned R-1, R-2, or R-3 without first obtaining a permit from the City Engineer.
- C. Permits will be issued for the use of residential streets by vehicles having capacities over two (2) tons only when such use is necessary and no other route is available. Said permit must contain the name of driver, name of owner, destination, size of vehicle, time necessary to complete business, date and time of issue, and date and time of termination.
- D. Any person, company, or corporation violating the provisions of this ordinance shall be deemed guilty of a misdemeanor and upon conviction shall be fined not more than \$25.00 for each violation. (Ord. No. 305-S, Secs. 1-4)

## **MT. HOME**

### **CHAPTER 8.08**

### **TRUCK ROUTES**

#### **Sections:**

- 8.08.01 Truck routes - Designated
- 8.08.02 Exceptions
- 8.08.03 Penalty

8.08.01 Truck routes - Designated.

- A. Truck routes for all motor vehicles having a capacity of twenty thousand (20,000) pounds and over, and proceeding through the city of Mountain Home, Arkansas, are hereby established and designated as follows:

Federal and State Highways, Highway 62/412, Highway 201, Highway 5, and Highway 178

- B. All such vehicles are hereby prohibited from using any other street, alley or road while proceeding through the city. (Ord. No. 99-007, Sec. 1)

8.08.02 Exceptions.

- A. When it is necessary for excluded vehicles to travel on non-truck route streets to make pickups or deliveries, it will not be considered to be a violation of this chapter if the vehicle remains on a designated truck route to the closest point from its destination. The intention of this exception of requiring trucks to travel exclusively on the truck routes is to allow pickups or deliveries as long as the minimum of non-truck route streets are traversed.
- B. School, church, tour and local public transportation buses and public service vehicles are excluded from the provisions of this chapter. (Ord. No. 91-013, Sec. 3)

8.08.03 Penalty. Any person or corporation who shall violate any of the provisions of this chapter shall be guilty of a misdemeanor and shall be liable for a minimum fine of Twenty-Five Dollars (\$25.00) with the maximum fine being Fifty Dollars (\$50.00) for each violation. (Ord. No. 91-013, Sec. 4)

**BRINKLEY**

**CHAPTER 8.08**

**TRUCK ROUTES**

Sections:

- 8.08.01 Designated

8.08.02        Penalty

8.08.01 Designated Through traffic for all vehicles requiring a state issued B Class weight permit or greater is prohibited on all city streets except officially designated and marked State or Federal Highways. Provided, however, such vehicles are permitted to use said streets for the sole purpose of delivering goods or services to businesses or individuals residing within the incorporated limits of the city of Brinkley. (Ord. No. 87-3, Sec. 1.)

8.08.02 Penalty Any person violating any provision of this ordinance shall be deemed guilty of a misdemeanor and punished by a fine not exceeding Two Hundred Dollars (\$200.00) and each occurrence of violation will constitute a separate offense. (Ord. No. 87-3, Sec. 2.)

Hamburg:

## **CHAPTER 8.08**

### **TRUCK ROUTES**

#### **Sections:**

- |         |                           |
|---------|---------------------------|
| 8.08.01 | Definitions               |
| 8.08.02 | Application of regulation |
| 8.08.03 | Exceptions                |

96

- |         |                          |
|---------|--------------------------|
| 8.08.04 | Truck routes established |
| 8.08.05 | Enforcement              |
| 8.08.06 | Penalties                |

**8.08.01 Definitions** For the purposes of this ordinance, the following terms, phrases, words and their derivations shall have the meaning given herein. When not inconsistent with the context, words used in the present tense include the future, words in the plural number include the singular number and words in the singular number include the plural number. The word “shall” is always mandatory and not merely directory.

**City** is the city of Hamburg, Arkansas.

**Deviating truck** is a truck which leaves and departs from a truck route while traveling inside the city.

**Person** is any person, firm, corporation, partnership, association, company or organization of any kind.

**Truck** is any vehicle designed or operated for the transportation of property, and whose body weight or whose combined body and load weight exceeds twenty thousand pounds (20,000 lbs.)

**Truck route** is a way over certain streets and highways, as designated herein, over and along which trucks coming into and going out of the city or trucks within the city must operate.

**Streets of destination** means any city street which is not designated as a “truck route” and which meets all of the following requirements: the operation of the truck upon that street is necessary to the conduct of business at a destination point within the city (i.e. the place in the city where the owner or operator of the truck or the person(s) in control thereof ultimately intends for the truck to go whether for business purposes or for personal reasons of the owner or operator or person(s) in control thereof) and provided truck routes are used until reaching the intersection of the street nearest the destination point. (Ord. No. 90-7, Sec. 1.)

8.08.02 Application of regulation Unless it comes within one of the exceptions listed in this section:

- A. All trucks within the city shall be operated only over and along the truck routes herein established, and
- B. Any truck operating over any city street, other than a truck route, is in violation of this ordinance and the owner and operator thereof are subject to the penalties herein set forth. (Ord. No. 90-7, Sec. 2.)

97

8.08.03 Exceptions This ordinance shall not prohibit:

- A. Operation on streets of destination The operation of trucks on streets of destination provided appropriate bonding requirements as herein set forth in subparagraphs (1) and (2), when required, are complied with prior to operation of the truck over streets to reach the destination point. After an appropriate bond has been filed with the City Clerk as provided in subparagraphs (1) and (2), and a permit issued which designates a specified route, a truck may be operated over the streets specified in the permit in order to reach its destination point and return to the truck route.
  - 1. Bond and permit requirement When a truck will be operated on any city street, other than designated truck routes established herein, on more than one occasion on any given day, or, in any event, when the weight of the truck equals or exceeds 50,000 pounds, prior to the operation of the truck on any city street, the owner, operator or someone acting on their behalf must file a bond in the amount of \$75,000.00, with good and sufficient surety, with the City Clerk and must obtain a permit. The bond may be a personal bond or corporate surety bond as long as it has good and sufficient surety, and must be approved by either the Mayor or the City Street Superintendent. After the bond has been approved by either the Mayor or City Street Superintendent, the officer approving the bond shall issue a permit authorizing the truck to operate on the streets specifically specified in the permit.
  - 2. As a condition precedent for using streets other than designated truck routes and for obtaining a permit herein, the owner, operator or person acting on their behalf must post a bond as required by Section 2 (A) (1) above and obtain a permit. By performing these acts and obtaining a permit those parties consent as follows:
    - a. The City Street superintendent or the Mayor may inspect the streets used by the truck for which the bond was posted and assess

any damages that may have been caused by the use of the street by the truck;

- b. In the event any damages are found to have been caused to the street by the use of the truck over that street, the city can immediately cause the street to be repaired and the costs of such repairs paid from the bond posted with the City Clerk by the owner or operator of that truck or the person posting the bond on their behalf;

98

- c. The decision of the City Street Superintendent or Mayor is final and non-appealable and shall be binding;
  - d. The amount of damages shall be equal to the costs of repair and
  - e. After the repairs are finished and the damages determined, the city shall have a cause of action on the bond.
3. At such time as the usage of the streets designated in the permit are completed, the City Street Superintendent or the Mayor, in his absence or unavailability, shall immediately inspect the streets used to assess any damages that may have been caused by the truck's use of the street. In the event there are no damages found, then the person making the inspection shall denote his findings on a copy of the permit kept for this purpose and instruct the City Clerk to cancel the bond and return it to its maker. If damages are assessed then the person making the inspection shall make specific written findings of the nature, type and extent of the damages, attach the findings to the copy of the permit and mail a copy of the written findings to the principal and surety on the bond by certified mail, return receipt requested, restricted delivery at the last known addresses as shown on the bond. The city is then authorized to begin repair of the street(s) and after repairs are completed recover its damages from the bond.

- B. Operation on street of destination In order to accommodate (1) the need for the use of a large number of trucks on a specific job within the city, such as, but not limited to, a construction project, or (2) the need to operate one or more trucks over non-truck route streets for other legitimate purposes, in lieu of the provisions of Sections 2 (A)(1) (a) (b) and (c). The operation of trucks on streets of destination will be permitted provided an appropriate standing bond, as herein set forth in subparagraph 2 (A) (B) (1) has been filed with the City Clerk, prior to operation of the truck(s) over streets to reach the destination point. After the appropriate standing bond has been filed with the City Clerk as provided herein, and a permit issued which designates a specified route, a truck or a group of

trucks may be operated over the streets specified in the permit in order to reach its destination point and return to the truck route.

1. Standing bond and permit requirement When a number of trucks will be needed to operate over city streets in order to work on a specified job within the city, such as on a construction project, or when for any reason there is a need to operate one or more trucks over non-truck route streets, the contractor, owner, business or someone acting on their behalf, prior to the commencement of the construction project or the operation of the truck or trucks over the city streets, may file a standing bond in the amount of \$125,000.00, with good and sufficient surety, with the City

99

Clerk and obtain a permit which specifies the specific streets to be used by the truck or trucks on that project or for whatever purpose the use may be for. The bond may be a personal bond or corporate surety bond as long as it has good and sufficient surety, and must be approved by either the Mayor or the City Street Superintendent. After the bond has been approved by either the Mayor or the City Street Superintendent, the officer approving the bond shall issue a permit authorizing the trucks on that project to operate on the streets specifically specified in the permit.

2. As a condition precedent for using streets other than designated truck routes and for obtaining a permit herein, the contractor, truck owner, business or someone acting on its behalf must post a standing bond as required by Section 2 (A) (B) (1) above and obtain a permit. By performing this act and obtaining a permit, the contractor, owner, business and those who sign the bond on their behalf consent as follows:
  - a. The City Street Superintendent or the Mayor may inspect the streets used by the truck or trucks and assess any damages that may have been caused by the use of the streets by those trucks;
  - b. In the event any damages are found to have been caused to the streets by the use of those trucks over the city streets, the city can immediately cause the streets to be repaired and the costs of such repairs paid from the bond posted with the City Clerk by the contractor, owner, business or someone acting on their behalf;
  - c. The decision of the City Street Superintendent or Mayor is final and non-appealable and shall be binding;
  - d. The amount of damages shall be equal to the costs of repair and
  - e. After the repairs are finished and the damages determined, the city shall have a cause of action on the bond.



3. At such time as the construction project is completed or the purpose for which the streets were needed, as designated in the permit, are completed, the City Street Superintendent or the Mayor, in his absence or unavailability, shall immediately inspect the streets used to assess any damages that may have been caused by the trucks' use of the streets. In the event there are no damages found, then the person making the inspection shall denote his findings on a copy of the permit kept for his purpose and instruct the City Clerk to cancel the standing bond and return it to its maker. If damages are assessed then the person making the inspection shall make specific written findings of the nature, type and

100

extent of the damages, attach the findings to the copy of the permit and mail a copy of the written findings to the contractor and the surety on the bond by certified mail, return receipt requested, restricted delivery at the last known addresses as shown on the bond. The city is then authorized to begin repair of the street (s) and after repairs are completed recover its damages from the bond. If a street or streets are damaged prior to the completion of the construction or other project or before the purpose for which the streets were needed is completed, the city can immediately cause the street or streets to be repaired and charge the cost of repairs against the bond. If the bond is insufficient then the city shall have a cause of action against the owner of the truck and its privies for all damages in excess of the bond.

- C. Emergency vehicles The operation of emergency vehicles upon any street in the city. Emergency vehicles are excepted from the bond requirement and shall not be required to post a bond as a condition precedent to operating over the city streets.
- D. Public utilities The operation of trucks owned or operated by the city, public utilities, or any contractor or material man while engaging in the repair, maintenance or construction of any street, street improvements or street utilities within the city. Public utility vehicles are exempted from the bond requirement and shall not be required to post a bond as a condition precedent to operating over the city streets.
- E. Detoured trucks The operation of trucks upon any officially established detour in any case where such truck could otherwise not lawfully be operated upon the street for which such detour is established. Detoured trucks are exempted from the bond requirement and shall not be required to post a bond as a condition precedent to operating over the city streets.
- F. Local business access to truck routes The operation of trucks owned or operated by businesses located within the city limits and who pay city occupation taxes or

are exempted therefrom, in order to gain access from their place of business to the nearest truck route provided the trucks use the shortest route possible to get from the place of business to the truck route. Provided the trucks from these businesses use the shortest access routes available to them they will be exempted from the bond requirement for this purpose only and shall not be required to post a bond as a condition precedent to operating over the city streets in order to gain access to the truck routes. (Ord. No. 90-7, Sec. 2.)

8.08.04 Truck routes established There is hereby established within the city the following truck routes:

101

- A. U.S. Highway 425 (formerly State Highway 81) from its north intersection with the city limits to its south intersection with the city limits.
- B. U.S. Highway 82 from its south intersection with the city limits to its northern most point within the city, then in an eastward direction to the east intersection with the city limits.
- C. State Highway 8 west from its intersection with U.S. Highway 425 (formerly State Highway 81), then in a westward direction to its west intersection with the city limits.
- D. State Highway 8 east from its intersection with U.S. Highway 425 (formerly State Highway 81), then in an eastward direction to its east intersection with the city limits.
- E. West Jackson Avenue (Highway 278) from its intersection with U.S. Highway 425 (formerly State Highway 81), then in a southwestward direction to its intersection with the city limits.
- F. West Foote Street from Highway 425 (formerly State Highway 81) west to its intersection with the city limits. (Ord. No. 90-7, Sec. 3.)

8.08.05 Enforcement

- A. The City Clerk shall keep and maintain accurate maps setting out truck routes. The maps shall be kept on file in the office of the City Clerk and shall be available to the public, upon reasonable request during normal business operation hours for the city.
- B. The Chief of Police shall cause all truck routes to be clearly marked by posting signs in order to give notice that this ordinance is in effect.
- C. The Chief of Police shall have the authority to require any person driving or any person in control of any truck not proceeding over a truck route to proceed to any

public or private scale available for the purpose of weighing and determining whether this ordinance has been complied with. (Ord. No. 90-7, Sec. 4.)

8.08.06 Penalties Any person, firm or corporation violating any of the provisions of this ordinance shall be deemed guilty of a misdemeanor and upon conviction thereof shall be fined in an amount not exceeding One Hundred Dollars (\$100.00) plus costs or be imprisoned for a period not exceeding ten (10) days, or both fined and imprisoned. Each day such violation is committed or permitted to continue, shall constitute a separate offense and shall be punishable as such hereunder. The penalties hereunder are in addition to the requirements for posting a bond herein and are not in lieu of those provisions. (Ord. No. 90-7, Sec. 5.)

Jessica then read the Dog Park ordinance on its second reading and it reads as follows:

py file only

Ordinance 2019-\_\_\_\_

AN ORDINANCE TO ESTABLISH STANDARDS FOR THE OSCEOLA DOG PARK;  
DECLARING AN EMERGENCY; AND FOR OTHER PURPOSES.

**WHEREAS**, the City Council of the City of Osceola, Arkansas desires to establish a dog park in the City of Osceola; and

**WHEREAS**, the dog park shall be located at Florida Park; and

**WHEREAS**, it is the desire of the City Council to provide for the rules and regulations of the dog park for the health, safety, and welfare of the citizens and dogs using the park.

**NOW, THEREFORE**, BE IT ORDAINED BY THE CITY COUNCIL OF THE CITY OF OSCEOLA, ARKANSAS THAT:

- 1) Location; purpose
  - a) The Osceola Dog Park is located at Florida Park and is available for use by Osceola residents and/or visitors only.
  - b) The dog park is a location set aside for dogs and their owners to exercise and play off leash in a controlled (i.e. fenced) environment.
  - c) Users of the dog park do so at their own risk. Dog behavior can be unpredictable around other dogs and strangers. Dog owners/handlers are strictly liable for any damage or injury caused by their accompanied dog(s).
- 2) Dog park season
  - a) The dog park shall be open daily from dawn until dusk.
  - b) It shall be unlawful for anyone to loiter, idle, wander, stroll or play in the dog park when it is closed. However, if anyone applies for permission to carry out an activity in the dog park during the hours it is closed, and the director of Osceola Parks Department determines that such activity will not create a disturbance or public nuisance; the director shall have the authority to issue a special permit for such activity.
- 3) Dog park use, generally
  - a) A copy of the dog park rules shall be posted on signage at the park and shall be available on the city website. A copy may also be obtained in the office of the Osceola Community Center; Osceola City Hall; and the Osceola Police Department.
  - b) Dogs under six (6) months of age are not allowed in the dog park.
  - c) Only dogs accompanied by an owner/handler at least 18 years of age are permitted to be in the park.
  - d) It shall be unlawful for any person to bring a dog weighing 30 pounds or more into the designated "small dog area" of the dog park.

- e) It shall be unlawful for any person to bring a dog weighing 31 pounds or less into the designated "large dog area" of the park.
  - f) An owner/handler may not accompany more than two dogs in the dog park at any one time.
  - g) Dogs must wear collars (no pronged, pinched, or spiked collars) or harnesses bearing current vaccination information at all times while in the dog park. In addition, owners/handlers must be able to immediately provide paper documentation that each animal at the park is current on all vaccinations at the request of any park employee, animal control officer, or police officer.
  - h) Dog owners/handlers must be in possession of a leash or other means of physical restraint at all times.
  - i) Dogs must be on leash to and from the dog park access points.
  - j) Dog owners/handlers must limit their use of electronic devices so that the use does not interfere with their ability to actively monitor their dog's behavior.
- 4) Care of dog park
- a) Dog owners/handlers are required to remove and properly dispose of all animal waste immediately. It shall be unlawful to leave the dog park without first cleaning up and disposing of all animal waste left by an accompanied dog.
  - b) Dog owners/handlers must stop any accompanied dog from digging and must fill any holes caused by an accompanied dog. It shall be unlawful for a dog owner/handler to leave the dog park without first filling any holes caused by an accompanied dog.
  - c) Dog owners/handlers/visitors are responsible for properly using all of the elements provided in the dog park including, but not limited to, the fencing, the gates, the benches, the fountains, the exercise apparatus, etc., and will be responsible for the costs to repair any element that is not properly used.
  - d) Dog owners/handlers/visitors are responsible for reporting any activity that violates any provision of this Article. Violations shall be reported to the Osceola Parks Department or the Osceola Animal Control Department.
- 5) Dog park health rules
- a) Full current immunizations (rabies, DHLLP or DAPPL, and Bordetella) of all dogs are required and must be shown upon request of any park employee, animal control officer, or police officer.
  - b) It shall be unlawful for any owner/handler to bring a dog that has a contagious condition, disease, parasites, or fresh wound into the dog park.
  - c) Female dogs in heat are prohibited in the dog park.
- 6) Bites and aggression in the dog park
- a) All dog bites by a dog in the dog park must be reported to the Osceola Animal Control Department and/or Osceola Police Department. It shall be unlawful for any owner/handler to fail to report a bite by their dog or the dog of another person within 24 hours of the incident.

- b) Dogs showing aggression towards people or other dogs must be removed from the dog park immediately. It shall be unlawful for any owner/handler to fail to immediately leash and remove any dog showing aggression from the dog park.
  - c) Dogs that exhibit aggressive behavior are not allowed in the dog park at any time.
  - d) It shall be unlawful for any person to bring any dog deemed to be a vicious dog or a dangerous dog by any state or local government or agency into the dog park.
- 7) Children in the dog park
- a) No child under seven years of age is permitted in the fenced in area of the dog park. It shall be unlawful for a parent or guardian to permit a child less than seven years of age to be in the fenced in area of the dog park.
  - b) Every child over seven and under eighteen years of age in the dog park must be accompanied by an adult who is at least eighteen years of age and who is directly supervising the activities of that minor child. It shall be unlawful for a parent or guardian to permit a child over seven and under eighteen years of age to be in the dog park unless the child is accompanied by an adult who is at least eighteen years of age and who is directly supervising the activities of that minor child.
  - c) Dog owners/handlers must be 18 years of age or older.
- 8) Unlawful possession. While in the dog park it shall be unlawful:
- a) For any person to possess food for humans or dogs, including dog treats.
  - b) For any person to possess/use tobacco products, herbal products, vapes, alcoholic beverages, or glass containers.
  - c) For any person to possess dog toys.
  - d) For any person to possess or unleash an animal other than a dog.
  - e) For any person to possess/use a skateboard, skates, a bicycle, a scooter, or any other wheeled apparatus. The operation of a non-motorized wheelchair or motorized mobility device by a person with physical disabilities is exempt from the sub-section.
- 9) Penalties .
- a) Any person who violates this section shall be subject to the following:
    - i) First offense: a fine not less than \$100.
    - ii) Second offense: a fine of not less than \$250.
    - iii) Third and subsequent offenses: a fine of not less than \$500 and shall be expelled from the dog park for no less than one (1) year.
    - iv) In addition, any person who fails to comply with dog park rules and regulations may be subject to expulsion from the dog park by a City of Osceola park employee, animal control officer, or police officer. Any person who has been expelled or banned from the dog park and returns to the dog park premises (with or without a dog) shall be guilty of criminal trespass.



10) Emergency Clause – That this ordinance is necessary for the protection of the peace, health and safety of the citizens of Osceola, and therefore an emergency is declared to exist, and this ordinance shall go into effect from and after its passage and approval.

PASSED AND ADOPTED this \_\_\_\_ day of \_\_\_\_\_, 2019.

ATTEST:

\_\_\_\_\_  
Mayor


\_\_\_\_\_  
City Clerk

# DOG PARK RULES



- Use park at your own risk
- Owners are legally responsible for the behavior of their dog(s) at all times
- Dogs must be leashed while entering and exiting the park
- Dog waste must be cleaned up by their owners IMMEDIATELY
- Owners must be within the dog park and supervising their dog with leash readily available
- Dog handlers must be at least 16 years of age
- Children under 13 must be accompanied by an adult and supervised at all times
- Aggressive dogs must be removed immediately
- Dogs should be under voice control

## PROHIBITED:

- Human & dog food/treats
  - Glass Containers
  - Dogs in heat
  - Sick Dogs
  - Aggressive Dogs
  - Puppies (under 4 months)
- 

## Community of the Year Winners

- **Shana Chaplin (DHE)** <shana.chaplin@adhe.edu>

• sallylongowilson@yahoo.com

• Sheila Boyd, Whitnee Bullerwell, Jamal Williams (DHE)

Nov 14 at 2:54 PM

Dear Community of the Year Nominator:

*Congratulations* on being selected as one of the eight communities to receive the 2019 Arkansas Volunteer Community of the Year Award! The eight communities being honored this year are: Eureka Springs, Greenbrier, Fairfield Bay, Osceola, Alma, Jonesboro, VanBuren and Fayetteville. We encourage you to notify your municipal leadership and inform your state district officials of the prestigious recognition you've earned.

The awards will be presented to the honorees on **Thursday, February 13** at a noon luncheon during the Arkansas Municipal League's (AML) Winter Conference in Little Rock. Two representatives from each winning community will be seated at the front of the banquet hall with the other winning communities and EngageAR Service Commission Commissioners.

Mid December you will receive a winning city packet outlining details of the event, directions for making lunch reservations and other event details. EngageAR will be issuing a press release early January, will be posting winning municipalities to our VolunteerAR website, and designing an event program in which we will share your innovative civic engagement.

Please express our sincere appreciation to the volunteers in your community who give so unselfishly of themselves and their resources. EngageAR is at your service to provide civic engagement and service initiative resources, including but not limited to training, facilitating collaboration and providing AmeriCorps grant application support and guidance. For more information about our services please visit our website at <https://www.volunteerar.org/about-us> or send an inquiry to [engage.ar@adhe.edu](mailto:engage.ar@adhe.edu).

It is our honor and privilege to partner with the Arkansas Municipal League in recognizing those municipalities showing innovative approaches to solving local problems through civic engagement. We are anxious to share your stories and celebrate with you February 13, 2020.

Serving Together



**Shana Chaplin**

Director

Phone: (501) 537-9724

Email: [Shana.Chaplin@adhe.edu](mailto:Shana.Chaplin@adhe.edu)

Website: [www.volunteerar.org/National-Service](http://www.volunteerar.org/National-Service)

*Celebrating 25 Years of National Service*

# LASSITER & CASSINELLI

ATTORNEYS AT LAW

---

813 WEST THIRD STREET  
LITTLE ROCK, ARKANSAS 72201  
TELEPHONE: 501-370-9300  
FACSIMILE: 501-370-9306  
WWW.LASSITERANDCASSINELLI.COM

November 11, 2019

Chief Ollie Collins  
Osceola Police Department  
401 W Keiser Ave.  
Osceola, AR 72370  
Fax: 870-563-5657

Chief Collins,

Dakota Dunkin hired me to appeal his termination from the Osceola Police Department dated November 1<sup>st</sup>, 2019. On Mr. Dunkin's behalf, I respectfully request a hearing before the Police Committee to contest his termination, and a hearing before the City Council, if necessary. I would also request that Mr. Dunkin's termination be stayed until the resolution of his pending criminal charge in case number 47OCR-19-232 in Mississippi County Circuit Court.

After looking through the Osceola Police Department Policy & Procedures, there do not appear to be any policies or procedures regarding appeals of termination decisions. I then consulted the City of Osceola's ordinances, which also do not provide any guidance as to the appellate process for a terminated police officer.

Ordinance 2.8.1(4) does note that any person appointed to the police department by the Mayor and/or City Council "shall be retained as a member thereof at the will and pleasure of the City Council, and for any misconduct in office or nonfeasance may be suspended by the Mayor and upon a proper hearing before the Police Committee be removed from office, pending a final hearing and disposition of such case by the City Council." While Mr. Dunkin was not a mayoral appointee, he respectfully requests the same due-process rights which such an appointee would be afforded. Thus, Mr. Dunkin respectfully requests such a hearing before the Police Committee and a hearing before the City Council, if necessary, in order to contest the termination decision.

Further, I would respectfully ask that you stay the termination decision and instead place Mr. Dunkin on administrative suspension without pay pending the resolution of his criminal case. Pursuant to Personnel Policy G30 Section VII(B), you "may postpone making decision until any related criminal charges are resolved." Mr. Dunkin respectfully requests that you postpone your final decision until after his criminal charge in case number 47OCR-19-232 is resolved in the Mississippi County Circuit Court.

**LASSITER & CASSINELLI**  
ATTORNEYS AT LAW

---

813 WEST THIRD STREET  
LITTLE ROCK, ARKANSAS 72201  
TELEPHONE: 501-370-9300  
FACSIMILE: 501-370-9306  
WWW.LASSITERANDCASSINELLI.COM

Please advise how to proceed from here. Mr. Dunkin anxiously awaits his opportunity to contest the allegations that form both the basis for his termination and criminal charge. I have forwarded this letter to the Mayor, City Attorney, and all members of the City Council. I look forward to hearing back from you.

Sincerely,  
LASSITER & CASSINELLI

  
Michael Kiel Kaiser

cc: Mayor Sally Wilson  
303 W Hale Ave.  
Osceola, AR 72370

City Attorney Catherine Dean  
P.O. Box 552  
Osceola, AR 72370  
Fax: 870-563-0501

Osceola City Council Members  
Stanley Williams; Linda Watson; Sandra Brand;  
Gregory Baker; Tyler Dunegan; & Gary Cooper  
316 W Hale Ave.  
Osceola, AR 72370

Motion was made by Tyler Dunegan and seconded by Linda Watson to place the ordinance on its third reading.

Roll was call and the following council members voted aye: Linda Watson, Sandra Brand, Greg Baker, Tyler Dunegan, Stan Williams, and Gary Cooper.

Council members voting nay: NONE

Sally Wilson spoke to the council about the city being selected as Volunteer Community of the Year.

Attached is correspondence from attorney regarding former police officer Dakota Dunkin for council to review. (attached)



# ARKANSAS STATE HIGHWAY COMMISSION

THOMAS B. SCHUECK  
CHAIRMAN  
LITTLE ROCK

ROBERT S. MOORE, JR.  
VICE CHAIRMAN  
ARKANSAS CITY

DALTON A. FARMER, JR.  
JONESBORO



P.O. Box 2261 • Little Rock, Arkansas 72203-2261  
Phone (501) 569-2000 • Voice/TTY 711 • Fax (501) 569-2400  
[www.ARDOT.gov](http://www.ARDOT.gov) • [www.IDriveArkansas.com](http://www.IDriveArkansas.com)

PHILIP TALDO  
SPRINGDALE

KEITH GIBSON  
FORT SMITH

SCOTT E. BENNETT, P.E.  
DIRECTOR

November 4, 2019

The Honorable Sally Wilson  
Mayor of Osceola  
303 West Hale Avenue  
Osceola, AR 72370

Dear Mayor Wilson:

This is to acknowledge your letter concerning the intersection of Highway 140 (Keiser Avenue) and Highway 119Y (Country Club Road) in the City of Osceola.

The City Council has requested the construction of turn lanes, a reduction in the speed limit, and the consideration of a traffic signal. As you are aware, past studies have found that this intersection did not meet the warrants for a signal or the reduction in the speed limit. By copy of this letter, I have notified Department staff to initiate an updated safety analysis of this intersection based on current conditions. Once the study is complete, we will notify you of the results.

Thank you for your interest in and support of Arkansas' transportation system.

Sincerely,

A handwritten signature in black ink that reads "Scott E. Bennett".

Scott E. Bennett, P.E.  
Director


- c: The Honorable Dave Wallace, Arkansas State Senator  
The Honorable Monte Hodges, Arkansas State Representative  
The Honorable Johnny Rye, Arkansas State Representative  
Highway Commission  
Deputy Director and Chief Operating Officer  
Deputy Director and Chief Engineer  
Assistant Chiefs  
Governmental Relations Office  
Maintenance  
Transportation Planning and Policy  
District 10



Greg Baker discussed the status of the old nursing home building and is asking for something to be done about it.

The council asked Jessica Griffin to look into a new recording system.

With there being no further business, motion as made by Sandra Brand and seconded by Linda Watson for meeting to be adjourned.

A handwritten signature in black ink, appearing to read 'Jessica Griffin', written over a horizontal line.

Jessica Griffin, City Clerk/Treasurer

---

Sally Wilson, Mayor

**OSCEOLA POLICE DEPARTMENT**

Monthly Report for

**November-19**

**Ollie Collins  
Chief of Police**

**OSCEOLA POLICE DEPARTMENT  
GENERAL FUND INCOME  
Nov-19**

<u>INCOME</u>	<u>Nov</u>	<u>Year to Date</u>
Bail Bond Fees	\$ 360.00	\$4,800.00
Bonds Paid to OMC	\$ 5,700.00	\$79,668.00
Credit Card Fees	\$ 48.00	\$609.00
Fines & Cost pd to OMC	\$ 11,016.79	\$116,846.73
Freedom of Information		\$0.00
Interest Earned	\$ 0.58	\$6.65
Jail Maint. Fees		\$0.00
Miscellaneous		\$12.00
Postage		\$47.00
Rebate		
Restitution to OPD		\$0.00
Return Check Fee		\$0.00
Sale of Vehicle/Equipment		\$0.00
SCC/Civil Services		\$350.00
Unclaimed Restitution		\$0.00
Yard Sales	\$ 20.00	\$445.00
Sub-Total	<u>\$17,145.37</u>	<u>\$202,784.38</u>

**DETENTION FACILITY INCOME:**

ATM Commission		\$0.00
Background Checks		\$15.00
Employee Lunches	\$ 22.00	\$614.50
Fingerprints	\$ 40.00	\$630.00
Incident Reports	\$ 75.00	\$820.00
Jail Board		\$0.00
Misc/Comm balances unclaimed		\$82.86
Phone Commission (Evercom)		\$0.00
Vin Inspection	\$ 75.00	
Work Release	\$ 220.00	\$1,610.00
Sub-Total	<u>\$432.00</u>	<u>\$3,772.36</u>
Grand Total	<u>\$17,577.37</u>	<u>\$206,556.74</u>

STATUTE CODE STATISTICS

DATE: 12/02/2019  
TIME: 11:09:20AM

Page 1 of 1

Statute Code Description	NI	AR	CT	TOTAL
AGGRAVATED ASSAULT	2	0	0	2
ALLOW MINOR TO HANDLE ALCOHOL BEV.	1	0	0	1
ARSON	1	0	0	1
ASSAULT 3RD DEGREE	3	0	0	3
ATTEMPTED KIDNAPPING	1	0	0	1
BATTERY 2ND DEGREE	3	0	0	3
BATTERY 3RD DEGREE(A)	4	0	0	4
BREAKING & ENTERING(F)	6	0	0	6
BURGLARY/BREAKING ENTER(F)	4	0	0	4
COUNTERFEITING / FORGERY	1	0	0	1
CRIMINAL MISCHIEF 1ST(A)	7	0	0	7
CRIMINAL MISCHIEF 2ND	3	0	0	3
DISCHARGE FIREARM IN CITY LIMITS	1	0	0	1
DISORDERLY CONDUCT	2	0	0	2
DOMESTIC AGG ASSLT	1	0	0	1
DOMESTIC BATTERY 2ND	3	0	0	3
DOMESTIC BATTERY 3RD(A)	3	0	0	3
DWI 1ST	2	0	0	2
ENDANGER WELFARE OF MINOR 2ND(A)	1	0	0	1
ENGAGE CHILD IN SEX-EXPLICIT 1ST DEGREE	1	0	0	1
FLEEING IN VEHICLCE (A)	1	0	0	1
FLEEING(C)	1	0	0	1
FRAUD/SWINDLE, CONFIDENCE GAME,ETC	1	0	0	1
FRAUDULENT USE OF CREDIT CARD(A)	1	0	0	1
GENERAL INFORMATION (GENERAL PURPOSES	15	0	0	15
HARASSMENT(A)	2	0	0	2
HIT & RUN	8	0	0	8
IDENTITY FRAUD .	1	0	0	1
LEAVING SCENE OF ACC./INJURY FELONY	1	0	0	1
LEAVING THE SCENE/PROPERTY DAMAGE	4	0	0	4
MISSING PERSON	1	0	0	1
OBSTRUCTING GOVERNMENTAL OPERATIONS(C	1	0	0	1
POSS. OF CONT. SUBSTANCE	2	0	0	2
POSS. OF MARIJUANA W/INT. T/DEL.	1	0	0	1
POSS/ DRUG PHARAPHERNALIA	2	0	0	2
POSSESSION OF MARIJUANA 1ST(A)	6	0	0	6
PUBLIC INTOXICATION	2	0	0	2
ROBBERY	1	0	0	1
SEXUAL INDECENCY WITH A CHILD FELONY	1	0	0	1
STALKING	1	0	0	1
TERRORISTIC THREATS(A)	3	0	0	3
THEFT / ALL OTHER LARC(A)	11	0	0	11
THEFT/FROM MOTOR VEHICLE(A)	4	0	0	4
THEFT/SHOPLIFTING(A)	3	0	0	3
THEFT-FELONY	1	0	0	1
VIOLATION OF NO CONTACT ORDER	2	0	0	2
	127	0	0	127

Total Reported Incidents Involving Domestic Violence: 0

Report\_DeptStats2

A: 10

OSECEOLA POLICE DEPARTMENT ARREST  
NOVEMBER

CHARGE	AMOUNT	YEAR TO DATE
ABANDONMENT OF ANIMALS	0	3
AGGRAVATED ASSAULT	3	27
AGGRAVATED ASSAULT ON POLICE OFFICER	0	1
AGGRAVATED ROBBERY	2	4
ALIAS ONLY	30	223
AMUSEMENT OPERATIONS	0	2
ARSON	0	1
ASSAULT 1ST	3	4
ASSAULT 2ND	1	1
ASSAULT 3RD	2	5
ATTEMPTED BREAKING AND ENTERING	0	1
ATTEMPTED KIDNAPPING	1	1
ATTEMPTED THEFT	0	1
BATTERY 1ST	0	2
BATTERY 2ND	5	9
BATTERY 3RD	3	17
BREAKING & ENTERING	0	22
BURGLARY	0	9
BURNING IN CITY LIMITS	1	6
CARRYING A PROHIBITED WEAPON	0	4
CONTEMPT OF COURT FINE-OTHER DEPARTMENT	0	7
CONTEMPT OF COURT-RESTITUTION	1	2
CONTEMPT OF COURT-SUBPEONA	0	1
CONTEMPT OF COURT-TIME PAY	24	219
CONTEMPT OF COURT JAIL TIME	0	2
COUNTERFEITING/FORGERY	0	3
CRIMINAL IMPERSONATION	0	2
CRIMINAL MISCHIEF 1ST	4	10
CRIMINAL MISCHIEF 2ND	3	18
CRIMINAL TRESPASS	4	33
CRUELTY TO ANIMALS	0	9
CURFEW	0	7
DELIVERY OF A CONTROLLED SUBSTANCE	0	2
DISCHARGE FIREARM IN CITY LIMITS	0	3
DISORDERLY CONDUCT	6	62
DISORDERLY CONDUCT-FIGHTING	2	18
DISORDERLY CONDUCT-LOUD MUSIC	0	6
DOG ORD VIOLATION	1	58
DOMESTIC AGGRAVATED ASSAULT	0	3
DOMESTIC BATTERY 1ST	0	2
DOMESTIC BATTERY 2ND	0	4
DOMESTIC BATTERY 3RD	4	33
DRINKING IN PUBLIC	0	1
DUI	1	1
DWI 1ST	2	22
DWI 2ND	0	3
DWI-DRUGS	0	3

ENDANGERING THE WELFARE OF A MINOR	2	18
ENDANGERING THE WELFARE OF A MINOR-FELONY	4	12
ENGAGING IN VIOLENT GROUP ACTIVITY	5	16
FAILURE TO APPEAR	65	679
FAILURE TO SUBMIT TO ARREST	0	9
FALSE IMPRISONMENT	1	4
FELON IS POSSESSION OF FIREARM	2	15
FILING A FALSE REPORT	0	1
FIREARM ENHANCEMENT	0	1
FIREWORKS	0	1
FLEEING ON FOOT	3	26
FLEEING IN VEHICLE	0	9
FRAUDULENT USE OF A CREDIT CARD	0	3
FURNISHING PROHIBITED ARTICLES	0	10
GARBAGE ORD	0	1
HARASSING COMMUNICATIONS	0	7
HARRASSMENT	0	9
HINDERING APPREHENSION	0	3
HOLD FOR OTHER DEPARTMENT	1	8
INCITING A RIOT	0	1
IDENTITY FRAUD	0	1
INTF W/EMERGENCY COMMUNICATION	3	7
INTIMIDATING A WITNESS	0	3
INVESTIGATION	1	1
LEAVING THE SCENE OF ACCIDENT WITH INJURY	0	2
LEAVING THE SCENE OF ACCIDENT WITH PROPERTY DAMAGE	1	9
MINOR IN POSSESSION FIREARM	0	7
MINOR IN POSSESSION OF INTOXICATING LIQUOR	0	2
MINOR IN POSSESSION OF TOBACCO	0	2
MURDER 1ST DEGREE	0	3
MURDER 1ST OTHER DEPARTMENT	0	1
MURDER 2ND DEGREE	0	1
NON SUPPORT	0	3
OBSTRUCTION OF GOVERNMENTAL OPERATIONS	2	41
OPEN CONTAINER IN VEHICLE	3	9
ORDER TO SHOW CAUSE-OTHER DEPT	1	5
PAROLE VIOLATION	1	17
PIT BULL ORDINANCE	1	5
POSS OF CONTROLLED SUBSTANCE	4	47
POSS OF CONTROLLED SUBSTANCE WITH OUT PRESCRIPTION	5	14
POSS OF CONTROLLED SUBSTANCE WITH OUT PRESCRIPTION-MISD	1	16
POSS OF CONTROLLED SUBSTANCE SCHED I,II METH	0	2
POSS DRUG/PARAPHERNALIA-MISD (A)	3	17
POSS DRUG/PARAPHERNALIA-MISD-FELONY	0	3
POSS OF INSTRUMENTS OF CRIME	2	33
POSSESSION OF MARIJUANA 1ST	8	53
POSSESSION OF MARIJUANA 2ND OFF	0	1
PROBATION VIOLATION	0	10
PROVIDING MINOR W/TOBACCO & CIG PAPERS	1	2
PUBLIC INTOXICATION	5	51
RAPE	0	3
REFUSAL TO SUBMIT TO CHEMICAL TEST	1	3
RESISTING ARREST	1	8
ROBBERY	0	1
RUNAWAY	0	5

SELLING WITHOUT A PERMIT	0	1
SEXUAL ASSAULT/BATTERY 1ST	0	1
SEXUAL ASSAULT 2ND	0	2
SEXUAL ASSAULT 3RD	1	1
SEXUAL INDECENY WITH A CHILD	0	2
SEX OFFENDER-FAIL TO REGISTER	0	10
SIMULTANEOUS POSS DRUGS & FIREARMS	1	3
STALKING	0	6
TAMPERING WITH EVIDENCE	0	8
TAMPERING WITH MONITORING DEVICE	0	1
TERRORISTIC ACT	0	4
TERRORISTIC THREATS	2	18
TERRORISTIC THREATS-FELONY	0	4
THEFT	6	39
THEFT-FELONY	4	15
THEFT OF CREDIT CARD	0	12
THEFT OF A FIREARM	0	3
THEFT BY RECEIVING	1	4
THEFT/SHOPLIFTING	2	13
TRUANCY	0	2
UNAUTHORIZED USE OF A MOTOR VEHICLE	1	8
UNSIGHTLY PROPERTY	0	1
VICIOUS DOG	0	5
VIOLATION OF ARKANSAS HOT CHECK LAW	1	9
VIOLATION OF A NO CONTACT ORDER	2	8
VIOLATION OF PROTECTION ORDER	0	1
TOTAL	248	2255



Osceola Police Department Training Report  
November

Training Course	Number of People in Trainging	Number of Training Hours	Total Hours
Crime Scene 1st Responder for the Uniformed officer	1	2	2
CCLP_ Search Warrant and Probable Cause	1	1	1
Racial Profiling	1	2	2
Duty to Protect Citizens	1	0.75	0.75
Patrol Opperations	1	1	1
Basic Certification	2	1	2
School Site Safety Assessment Online	1	3	3
Arrest, Search and Seizure	1	1	1

12.75

**OSCEOLA POLICE DEPARTMENT**  
**BONDS & FINES ACCOUNT**  
Nov-19

Register Ending Balance	\$	3,609.43	
Bonds Payable	\$	3,070.00	
General	\$	0.43	
Checks & Deposit Slips	\$	140.00	
Checkbook Balance			<u>2,930.43</u>

**TIME PAYMENTS SUMMARY**

Accounts Receivable	10/31/2019	\$	1,747,844.50
---------------------	------------	----	--------------

New charges	\$ 22,836.96
Finance charge	\$15,460.00

Appeals	\$	1,140.00
Bond Transfer	\$	-
Community Service	\$	520.00
Finance Charge Adj.	\$	-
Jail Time Credits	\$	280.00
Paid on account	\$	11,390.79
Suspended OMC	\$	3,110.00
Vendor Credit	\$	-

\$ 38,296.96	\$	<u>16,440.79</u>
--------------	----	------------------

Accounts Receivable	11/27/2019	\$	<u>1,769,700.67</u>
---------------------	------------	----	---------------------

Bonds & Fines  
12/12/2019

## Bonds & Fines Nov 2019

Page 1

### Reconciliation Summary

#### BANK STATEMENT -- CLEARED TRANSACTIONS:

Previous Balance:			21,530.43
Checks and Payments	10	Items	-37,110.15
Deposits and Other Credits	25	Items	20,336.79
Service Charge	0	Items	0.00
Interest Earned	0	Items	0.00
Ending Balance of Bank Statement:			4,757.07

#### YOUR RECORDS -- UNCLEARED TRANSACTIONS:

Cleared Balance:			4,757.07
Checks and Payments	42	Items	-1,827.07
Deposits and Other Credits	5	Items	679.43
Register Balance as of 12/12/2019:			3,609.43
Checks and Payments	0	Items	0.00
Deposits and Other Credits	0	Items	0.00
Register Ending Balance:			3,609.43



548

**BancorpSouth**

Member FDIC

32/10

CITY OF OSCEOLA  
POLICE DEPT BONDS AND FINES  
401 W KEISER AVE  
OSCEOLA AR 72370-3638

STATEMENT DATE  
11/30/19  
ACCOUNT NUMBER  
[REDACTED]

INFOLINE 1-888-797-7711

BEGINNING MAY 1, ADDITIONAL TRANSACTION DETAIL WILL BE  
PROVIDED ON YOUR BUSINESS ACCOUNT STATEMENT FOR ACH  
TRANSACTIONS POSTED ON OR AFTER THIS DATE.

\*\*\*\*\* CHECKING ACCOUNT SUMMARY \*\*\*\*\*

PREVIOUS BALANCE	21,530.43	AVERAGE BALANCE	10,522.
+ 29 CREDITS	21,015.79	YTD INTEREST PAID	6.32
- 10 DEBITS	37,110.15		
- SERVICE CHARGES	.00		
+ INTEREST PAID	.43		
ENDING BALANCE	5,436.50		

DAYS IN PERIOD

30

\*\*\*\*\* CHECKING ACCOUNT TRANSACTIONS \*\*\*\*\*

DEPOSITS AND OTHER CREDITS

DATE	AMOUNT	TRANSACTION DESCRIPTION	CHK NO/ATM CD
11/01	93.00	BANKCARD 1187 54971187SD	
		517530860126945 BTOT DEP	CCD
11/01	850.00	DEPOSIT	
11/04	63.00	BANKCARD 1187 54971187SD	
		517530860126945 BTOT DEP	CCD
11/04	213.00	BANKCARD 1187 54971187SD	
		517530860126945 BTOT DEP	CCD
11/04	3,064.99	DEPOSIT	
11/06	118.00	BANKCARD 1187 54971187SD	
		517530860126945 BTOT DEP	CCD
11/08	2,020.00	DEPOSIT	
11/12	798.00	BANKCARD 1187 54971187SD	
		517530860126945 BTOT DEP	CCD
11/12	1,861.30	DEPOSIT	
11/13	23.00	BANKCARD 1187 54971187SD	
		517530860126945 BTOT DEP	CCD
11/14	118.00	BANKCARD 1187 54971187SD	
		517530860126945 BTOT DEP	CCD
11/15	8.00	BANKCARD 1187 54971187SD	
		517530860126945 BTOT DEP	CCD
11/15	634.00	DEPOSIT	



548

**BancorpSouth**

Member FDIC

32/10

PAGE : 2

CITY OF OSCEOLA  
POLICE DEPT BONDS AND FINES  
401 W KEISER AVE  
OSCEOLA AR 72370-3638

STATEMENT DATE

11/30/19

ACCOUNT NUMBER

\*\*\*\*\* CHECKING ACCOUNT TRANSACTIONS \*\*\*\*\*

DEPOSITS AND OTHER CREDITS

DATE.....	AMOUNT	TRANSACTION DESCRIPTION	CHK NO/ATM CD
11/18	73.00	BANKCARD 1187 54971187SD	
		517530860126945 BTOT DEP CCD	
11/18	218.00	BANKCARD 1187 54971187SD	
		517530860126945 BTOT DEP CCD	
11/18	4,133.00	DEPOSIT	
11/20	168.00	BANKCARD 1187 54971187SD	
		517530860126945 BTOT DEP CCD	
11/20	208.00	BANKCARD 1187 54971187SD	
		517530860126945 BTOT DEP CCD	
11/20	2,015.00	DEPOSIT	
11/22	171.00	BANKCARD 1187 54971187SD	
		517530860126945 BTOT DEP CCD	
11/22	1,187.50	DEPOSIT	
11/25	118.00	BANKCARD 1187 54971187SD	
		517530860126945 BTOT DEP CCD	
11/25	118.00	BANKCARD 1187 54971187SD	
		517530860126945 BTOT DEP CCD	
11/26	1,990.00	DEPOSIT	
11/27	73.00	BANKCARD 1187 54971187SD	
		517530860126945 BTOT DEP CCD	
11/29	23.00	BANKCARD 1187 54971187SD	
		517530860126945 BTOT DEP CCD	
11/29	50.00	BANKCARD 1187 54971187SD	
		517530860126945 BTOT DEP CCD	
11/29	218.00	BANKCARD 1187 54971187SD	
		517530860126945 BTOT DEP CCD	
11/29	388.00	BANKCARD 1187 54971187SD	
		517530860126945 BTOT DEP CCD	
11/29	0.43	IOD INTEREST PAID	

CHECKS

DATE..	CHECK NO.....	AMOUNT	DATE..	CHECK NO.....	AMOUNT
11/04	5284*	300.00	11/20	5289	152.30
11/01	5285	17,881.07	11/05	5290	15.00
11/01	5286	1,170.41	11/05	5291	10.00
11/04	5287	6.00	11/26	5292	16,716.79
11/05	5288	20.00	11/26	5293	838.58



548

**ancorpSouth**

CITY OF OSCEOLA  
POLICE DEPT BONDS AND FINES  
401 W KEISER AVE  
OSCEOLA AR 72370-3638

32/10  
PAGE 3

STATEMENT DATE  
11/30/19  
ACCOUNT NUMBER

## \*\*\*\*\* DAILY BALANCE SUMMARY \*\*\*\*\*

DATE.....	BALANCE	DATE.....	BALANCE	DATE.....	BALANCE
10/31	21530.43	11/12	11209.24	11/22	20013.44
11/01	3421.95	11/13	11232.24	11/25	20249.44
11/04	6456.94	11/14	11350.24	11/26	4684.07
11/05	6411.94	11/15	11992.24	11/27	4757.07
11/06	6529.94	11/18	16416.24	11/29	5436.50
11/08	8549.94	11/20	18654.94		

## \*\*\*\*\* INTEREST RATE SUMMARY \*\*\*\*\*

EFF-DATE	RATE	EFF-DATE	RATE
----------	------	----------	------

10-31-19 0.00050000

# OSCEOLA FIRE DEPARTMENT MONTHLY FIRE REPORT 2019


The Osceola Fire Department responded to (17) alarms in the month of November  
The runs are as follows:

	MONTH	YTD
STRUCTURE FIRES	7	58
VEHICLE FIRES	0	9
BRUSH/GRASS	4	23
TRASH FIRES	0	10
ARC. ELEC. EQUIP	0	0
UTIL. ELEC. EQUIP	0	2
RURAL FIRES	1	2
MUTUAL AID	0	2
RESCUE	0	9
SMOKE SCARE	2	11
SPILL/LEAKS	0	3
FLAM. GAS	0	0
ALARM MALFUNC	1	21
MAL. FALSE ALARM	0	3
UNINT. FALSE ALARMS	2	20
<b>TOTALS</b>	<b>17</b>	<b>173</b>

Total dollar loss estimated from fires in structures for the month of November  
\$31,750.00

Script cost in class time	\$0.00
Script cost in alarms	\$360.00
Total Script Cost	\$360.00
Injuries	0
Deaths	0

Respectfully submitted,

  
Phillip Fleming, Chief  
Osceola Fire Dept.



**Osceola Light & Power This Month In Addition To Regular Operations Of The System: NOVEMBER 2019:**

1. Installed 1 Poles, and Removed 1.
2. Installed 2 Transformers and Removed 2.
3. Installed 2 Services, Removed 1 and Repaired 4.
4. Installed 2 St. Lights, Removed 2 and Repaired 8.
5. Worked on line maintenance through the system.
6. Line Locates reported 14.
7. Cut Trees from power lines.
8. Repaired primary neutral to complete circuit lines.
9. Replaced and tested motor for tornado siren at 101 E. Semmes.
10. Put up Christmas decorations and replacing bulbs on buildings Downtown.

**Meter Service Orders For The Month Of NOVEMBER 2019:**

1. Connects	34
2. Disconnects	39
3. Meter Changes	03
4. Occupant Changes	42
5. Re-instates	52
6. Service Changes	02
7. Misc.	04
8. Meter Info	00
9. Re-Reads	06
10. <u>Check For Leaks</u>	<u>34</u>
Total Orders	216

**OSCEOLA WATER & SEWER  
MONTHLY REPORT  
November, 2019**

Water Taps	0
Water Leaks	15
Fire Hydrants Repaired/Replaced	1
First Time Water Meters	0
Water Meters Replaced	0
Water Lines Installed	0
Pumps Repaired	0
Sewer Taps	0
Manholes Repaired	0
Sewer Lines Repaired	2
Sewers Unstopped	29
Sewer Lines Installed	0
OVER TIME HOURS	403

Tim Jones, Superintendent  
Water & Wastewater Distribution

# iWorQ



CODE ENFORCEMENT & BUILDING INSPECTION REPORT





ED RICHARDSON

12/3/19

SAVED SEARCH: PERMIT ISSUES NOV. 1

Select View ▾

Selected	Permit Number	Permit Date	Property Address	Owner	Sign Permit	Contractor Name	Description	Type of Work	Assigned To	Fee Total	Edit/View
	190042	12/03/2019	604 W Keiser Ave		Building	Construction Network Inc	Commercial Construction		Ed Richardson	\$375.00	
	190041	12/03/2019	513 (Eastgate) Broadway		Building	Seminole contracting	Commercial Construction		Ed Richardson	\$16.60	
	190040	12/03/2019	100 DENSO RD AR	DENSO INTERNATIONAL	Building	Anderson LED Sign LLC	Sign Permit	2. Addition	Ed Richardson	\$8.50	
	190039	12/03/2019	4565 W Keiser		Building	Leena Const	Commercial Construction		Ed Richardson	\$157.00	
	190038	12/03/2019	757 W. Keiser		Building	Prime Services	Commercial Construction		Ed Richardson	\$257.21	
	190037	12/03/2019	401 N OAK AR	JAMES, JOHN W & ANNETTE	Building	Arb Construction LLC	Residential Add-On		Ed Richardson	\$88.00	
	190036	12/03/2019	119 COLONIAL OSCEOLA AR	HOPPER, JONATHAN O & KRISTI C	Building	Textor's Home Improvements LLC	Residential Add-On		Ed Richardson	\$14.68	
	190035	12/03/2019	113 SHIPPEN OSCEOLA AR	WHITTIER, DEBBIE & ERVIN, LONNIE	Building	Lonnie Ervin	Residential Add-On		Ed Richardson	\$7.00	
	190034	12/03/2019	217 Veasley	IACAMPO PROPERTIES II LLC WALKER, ALLEN L- CONTRACT	Building	Frank Iacampo	Residential Add-On		Ed Richardson	\$37.00	
	190033	12/03/2019	308 Roselawn		Building	Richard Eatmon/Peter Hill	Residential Add-On		Ed Richardson	\$12.76	
	190032	12/03/2019	121 W ALICIA AR	VAUGHN, ROGER D & HELEN M	Building	Darrell McQuary Construction	Residential Add-On		Ed Richardson	\$28.60	
	190031	12/03/2019	521 Main St		Building	Master Roof and Remodel LLC	Roof Repair		Ed Richardson	\$267.45	
	190030	12/03/2019	1500 W KEISER AR	AFZAL TRADERS, LLC	Building	Design Team Sign Company LLC	Sign Permit			\$8.00	
	190029	12/03/2019	401 W HALE OSCEOLA AR	GURLEY, RICHARD D REVOCABLE TRUST	HVAC/R Permit	AN HOANG	AC INSTALLATION	3. Remodel	Ed Richardson	\$8.00	
	190028	12/03/2019	126 W GREENBRIAR AR	ELROD, EARNEST & ROSE	HVAC/R Permit	Jimmy McLeMore	AC INSTALLATION	3. Remodel	Ed Richardson	\$43.00	
	190027	12/03/2019	1350 N PEARL AR	CROP PRODUCTION SERVICES	Electrical	William Robertson	new meter	3. Remodel	Ed Richardson	\$7.00	
	190026	12/03/2019	604 W KEISER AR	YOUNG, LAWRENCE ENTERPRISES INC	Building	Construction Network LLC	building remodel	2. Addition	Ed Richardson	\$325.00	
	190024	11/14/2019	1105 W Hale	Buddy Wright	Plumbing		Gas Inpection	3. Remodel	Billy Griffin		
	190023	11/14/2019	212	Harshaman Rentals	Plumbing	Bill fountain	Gas Inpection		Billy Griffin		
	190022	11/12/2019	512 W QUINN OSCEOLA AR	HANNAH, LARRY C	Electrical	Don Greierman	Solar Panels Installed	2. Addition	Ed Richardson	\$74.00	
	190020	10/21/2019	2720 W KEISER AR	WALMART REAL ESTATE BUSINESS TRUST	Electrical		Electric Inspection	3. Remodel	Billy Griffin		

Selected	Permit Number	Permit Date	Property Address	Owner	Sign Permit	Contractor Name	Description	Type of Work	Assigned To	Fee Total	Edit/View
	190019	10/18/2019	324 BETTY LYNN AR	J & G HART FARMS, LLC	Plumbing		Gas Inpection		Billy Griffin		
	190018	10/23/2019	115 MOCKINGBIRD AR	B & A WRIGHT PROPERTIES, INC	Electrical		Electric Inspetion	3. Remodel	Billy Griffin		
	190017	10/21/2019	502 W HALE OSCEOLA AR	HATTENHAUER, RETHA RAPERT	Electrical		Electric Inspection		Billy Griffin		
	190016	10/16/2019	126 MOCKINGBIRD AR	JACKS, JANICE J	Plumbing		Gas Inpection		Billy Griffin		

Records 1 to 25 (of 25)

SAVED SEARCH: NOV. CODE ISSUES

Select View ▾

Selected	Case Number	Case Date	Parcel	Property Address	Owner	Date of Violation	Violation Type	Complainant Name	Complainant Address	Complainant Phone	Description	Assign To
	190248	10/16/2019 01:00	301-02793-100	105 S WALNUT OSCEOLA AR	BURNETT, DAVID	10/16/2019	City Ordinance	City of Osceola			City Lot/Reggie Young (mural)	Ed Richards
	190249	10/21/2019 01:00	301-01839-000	210 CEDAR CIRCLE AR	HARSHMAN RENTALS LLC	10/21/2019	Property Maintenance Code	Anna Russell Carpenter for her mother who lives near	210 Cedar Circle	8708220574	More debris added to property	Ed Richards
	190250	10/21/2019 01:00	301-02024-000	104 DIANE AR	TAYLOR, LINDA C	10/18/2019	City Ordinance	Gary Cooper	104 Diane	8708220574	Motor home in the back yard and has lights turned on	Ed Richards
	190251	11/05/2019 01:00	317-00015-002	Old Mobile Station	Afzal Traders	09/02/2019	Property Maintenance Code	City of Osceola	303 Hale	(870)563-5245	Decapitated Building / underground Storage tanks	Ed Richards
	190252	11/05/2019 01:00		1094 West Keiser	Sammy Young	09/02/2019	Property Maintenance Code	Harry	1100 Keiser Ave.	8705635245	Tractor Trailer on parking lot	Ed Richards
	190253	11/26/2019 01:00	301-01876-000	202 E KEISER AR	BORDEN, FRANK L JR ET-AL	11/22/2019	Property Maintenance Code	Ann Rhode			Big hole near her yard	Ed Richards

Records 1 to 6 (of 6)



## **Osceola Street & Sanitation Departmental Report for 2019**

**City Council Meeting:** 12-16-2019

**From:** Steve Choals

**Subject:** Daily Operations

**November Updates:**

### **Street & Sanitation Department Update**

Middle November is when leaf season began. Immediately the city was overwhelmed with the amount of leaves that had fallen. With the hard work of the OSD, we are slowing getting control of the situation. Residents patience is also a great help. Also during the month of November 240 truckloads of leaves, limbs, brush and grass clippings were disposed of at the City Material Recovery Facility. In addition, 7 stop signs and 11 street marking posts were repaired or replaced.

The month ended with the Thanksgiving Holiday. The OSD picked up over 45 tons of household trash after the holiday. Commercial trash was also higher than normal.

In November the Osceola Street Department addressed many potholes. Once the leaf season is under control potholes will be a top priority. Also during the month the OSD cleaned out 55 storm boxes along with 6 storm ditches. Storm ditch and storm box maintenance will continue to be a priority. The maintenance on the storm boxes has been a great help to the reduction of flooding.

### **Mosquito & Bird Control**

There were no complaints for the month of November.

Thank You,  
Steve Choals

Osceola Street, Sanitation, MRF, & Mosquito Control Departments



# **ANIMAL CONTROL REPORT**

**NOVEMBER 2019**

<b>MONTH</b>	<b>YTD</b>
<b>DOGS 4</b>	<b>115</b>
<b>CATS 11</b>	<b>96</b>
<b>OTHER 1</b>	<b>11</b>
<b>TOTAL 16</b>	<b>222</b>

<b>COMPLAINTS 21</b>	<b>429</b>
<b>CITATIONS 3</b>	<b>43</b>
<b>VERBAL WARNINGS <u>4</u></b>	<b>108</b>
<b>WRITTEN WARNINGS 1</b>	<b>40</b>
<b>DOG/CAT BITES 0</b>	<b>2</b>

**SUBMITTED BY PAULA EDWARDS WITH OSCEOLA ANIMAL SHELTER**

# **Osceola Community Center**

## **Osceola Municipal Golf Course**

**Director: Michael Ephlin**

**December 2019 Report**

- **Community Center**
- **Golf Course**
- **OPAR's Tip Tap Toes Dance Class**
- **Grants**
- **OPAR Winter Sport: Youth Boys and Girls Basketball**
- **Osceola Dog Park**
- **Facilities Projects**
- **Master Plan: Water Park**

### **Community Center**

At our community center, memberships for November are looking steady. Jessie Phillips is back to teaching dance 2 fit on Monday Tuesday and Thursday nights in the little gym. We also have a new cooperate partner in Denso. We have 25 new members because of it and will have more. We are working with other factories to do the same thing. The Osceola Community Center has partnered with the Delta School to host their home basketball games at our community center. The Delta School is starting basketball this year and looking for somewhere to play their home games for just this year. Their first home game was Friday

November 14<sup>th</sup> and went great. We look forward to having the Delta School at our community center.

### **Golf Course**

Our golf course has 32 members. 45 of the 50 cart sheds are rented at this time. We are seeing some pick up in the afternoons and weekends at the course. Dylan and his crew are having Thursday night scrambles with great participation. Dylan and the crew are busy cutting trees back and cleaning the course up in preparation for the winter. The course is also due to be sprayed again for the winter.

### **OPAR's Tip Tap Toes Dance Class**

OPAR's Tip Tap Toes Dance has begun and what a turnout she has. Robin does an awesome job and we look forward to partnering with her again this year.

### **Grants**

I have been busy looking for and applying for grants. I was awarded a \$3,000 grant from Coca-Cola for upgrades to facilities or parks. I was awarded a \$1,000 grant from the Walton foundation for the completion of the dog park. We received \$1,000 from the Arkansas Community Foundation for the Dog Park. I am applying for a grant through the blue and you foundation for a defibulator for the community center. I am also looking for grants for the sky cop program, this is going to be in depth and time consuming but worth it in the end. I have also been working with Lenore Trammal with Big River Steel. This is in reference to some funding for San Souci Park.

### **OPAR Winter Sport: Youth Boys and Girls Basketball**

During the month of December we will prep for our winter sport. Youth Basketball. We will have leagues for both boys and girls. We will start youth basketball on Thursday January 2<sup>nd</sup>.

### **Osceola Dog Park**

OPAR held a ground breaking ceremony on Wednesday October 9<sup>th</sup> at Florida Park. The ground breaking is one step closer to reality. The fence has been purchased and will go up shortly. A lot of memorial bricks have been bought and 4 benches have also been purchased by donors for the park. Agility equipment is next on the list to fundraise.

### **Facilities Projects**

I have been very busy with keeping up with some projects we have going on with our city buildings. Corbin Allen started on the roof at the old city hall on Thursday November 14<sup>th</sup> and completed that project on December 9<sup>th</sup>, This is paid for with insurance money from the fire. At our current city hall we have been battling water coming in the Northeast corner of the building. We have narrowed it down to dome issues with cracking in the mortar. Also on the east entrance we have some cracking and mortar drop down above the door. Tom's Tuck point has come and given estimates on redoing all of that and sealing it. Both estimates were right around the \$5,000 range for both projects. I believe the northeast corner will be fixed first to stop the water from coming in the building. We are also going to cut the tree back on that corner to get the limbs off the building. At the scout hut we have a huge piece of the floor as you come into the building that is rotten and falling in. We have four estimates, one from Kennemore in Osceola for right around \$4,900, one from Cherry Construction out of Blytheville for \$4,600, one from Jason Garey Construction for \$3,900 and one from James Brown Construction for \$3,600. That project was completed on December 9<sup>th</sup>. At the street and sanitation break room building we had some shingle issues allowing water to enter the building. That has been fixed and the street department is going to fix the inside. At the fruit building we had two a/c heat units that had fan motors go out. The city and the drug task force split the cost. Our portion to fix was around \$850 and the drug task force was around \$1,000. At the Rosenwald building, Mister fix it, Michael Godsey, got the heater put in the foyer. This was something approved back in the spring but wasn't put in because at the time the warm temperatures were coming on and it wasn't as needed. Also Michael stays very busy and it wasn't a priority. That job is complete.

### **Master Plan: Water Park**

I would like to take this time to ask each and every one of you to start brainstorming ways that we can revisit our master plan: water park idea. I feel that we are missing the boat with this idea and I feel that it would be very beneficial to our city and would really boost our quality of life. As you know we tried to pass a 1 cent sales tax last year to fund the project and it was defeated. As you know our sales tax has doubled and really almost tripled since the workers are here building the industry that has located here. I feel that we are missing the boat on

this idea and I feel that it is still not too late to do something about it. I challenge you to come up with ideas so we can revisit this project in the very near future. This would be just another improvement to our great city and another quality of life amenity that would benefit all of the great citizens of our awesome community!!!!

**“Great Things Are Happening At Osceola Parks And Recreation, Come Out And Be A Part”.**

November 19	Year to Date			Annual	Elapsed
	Budget	Actual	Var (+) (-)	Budget	92%
<b>Revenue:</b>					
01 - Osceola Light & Power	16,445,094	16,078,748	(366,345)	17,934,123	90%
02 - City General Fund	3,966,180	4,351,541	385,361	4,261,733	102%
03 - Street Fund	493,603	511,972	18,369	538,471	95%
04 - Sanitation Fund	882,343	896,947	14,604	962,551	93%
<b>Total Funds</b>	<b>21,787,220</b>	<b>21,839,207</b>	<b>51,988</b>	<b>23,696,878</b>	<b>92%</b>
<b>Operating Expense:</b>					
01 - Osceola Light & Power	14,625,005	14,385,976	239,029	15,778,556	91%
02 - City General Fund	4,968,825	5,594,898	(626,073)	5,510,556	102%
03 - Street Fund	1,089,677	822,526	267,151	1,172,319	70%
04 - Sanitation Fund	1,036,920	1,014,576	22,344	1,123,882	90%
<b>Total Funds</b>	<b>21,720,427</b>	<b>21,817,976</b>	<b>(97,548)</b>	<b>23,585,313</b>	<b>93%</b>
<b>Capital Exp &amp; Reserves:</b>					
01 - Osceola Light & Power	-	-	-	-	N/A
02 - City General Fund	-	-	-	-	N/A
03 - Street Fund	-	-	-	-	N/A
04 - Sanitation Fund	-	-	-	-	N/A
<b>Total Funds</b>	<b>-</b>	<b>-</b>	<b>-</b>	<b>-</b>	<b>N/A</b>
<b>Impact to Surplus:</b>					
01 - Osceola Light & Power	1,820,089	1,692,772	(127,316)	2,155,567	79%
02 - City General Fund	(1,002,645)	(1,243,357)	(240,712)	(1,248,823)	100%
03 - Street Fund	(596,074)	(310,554)	285,520	(633,848)	49%
04 - Sanitation Fund	(154,577)	(117,629)	36,948	(161,331)	73%
<b>Total Funds</b>	<b>66,792</b>	<b>21,232</b>	<b>(45,560)</b>	<b>111,565</b>	

## 01 -OSCEOLA LIGHT &amp; POWER

ACCOUNT #	ACCOUNT DESCRIPTION	BALANCE
<b>ASSETS</b>		
=====		
01-102	FNBEA-OMLP SAVINGS(4591)	1,066,726.39
01-104	MISC CASH ACCOUNTS	4,154.10
01-105	REGIONS-OMLP GENERAL(0093)	21,852.93
01-106	FNBEA-OMLP GENERAL(9937)	3,900.21
01-107	CASHIER'S FUND	1,500.00
01-108	REGIONS-OMLP PAYROLL(5913)	794.18
01-110	ACCOUNTS RECEIVABLE	1,798,708.99
01-113	AMP ACCOUNTS RECEIVABLE	361.95
01-114	PREPAID INSURANCE	7,148.00
01-115	BANCORP-OMLP GENERAL(0473)	238,409.15
01-116	BANCORP-OMLP PAYROLL(9969)	4,701.82
01-122	INVENTORY - MATERIAL & SUPPLIE	964,576.42
01-124	A/R - UNBILLED	711,910.70
01-130	DUE TO/FROM OTHER FUNDS	3,900,838.82
01-142	2018 BOND FUND	374,060.16
01-143	2018 BOND PROJECT FUND	2,405,912.46
01-148	2015 BOND FUND	62,888.36
01-149	2015 BOND PROJECT FUND	78,278.00
01-156	2007 BOND FUND	160,444.06
01-181	ELECTRIC POWER PLANT	22,814,815.46
01-182	ISES PLANT	5,848,880.87
01-183	WATER PLANT	8,615,411.34
01-184	RES FOR DEPR ELECT & WATER PLA	( 28,140,748.25)
01-185	TOOLS AND EQUIPMENT	383,907.66
01-186	NEW SEWER SYSTEMS	8,847,789.64
01-187	NEW SEWER CONST CROMPTON	438,266.61
01-188	LAND PLANT SITE	203,970.50
01-189	AUTO & TRUCKS	2,360,278.51
01-190	RES FOR DEPR AUTO & TRUCKS	( 1,980,234.98)
01-191	FURNITURE & FIXTURES	663,110.87
01-192	RES FOR DEPR F&F, TOOLS/EQUIP	( 780,433.29)
		<u>31,082,181.64</u>
TOTAL ASSETS		<u>31,082,181.64</u>
		=====
<b>LIABILITIES</b>		
=====		
01-201	ACCOUNTS PAYABLE	37,553.63
01-205	GENERAL PENSION W/H	( 0.10)
01-207	GROUP INSURANCE W/H	10,249.18
01-208	UNIFORM W/H	24.00
01-210	PURCHASE POWER PAYABLE	1,166,022.83
01-215	UNAPPLIED CREDITS	6,383.89
01-216	REFUNDS PAYABLE	698.87
01-230	CUSTOMER DEPOSITS REFUNDABLE	316,541.86
01-232	COMPENSATED ABSENCES	23,487.95
01-236	ACCRUED WAGES	61,089.13
01-240	ACCRUED SALES TAX	( 3,829.00)
01-241	ACCRUED INTEREST PAYABLE	9,493.41



CITY OF OSCEOLA  
BALANCE SHEET  
AS OF: NOVEMBER 30TH, 2019

01 -OSCEOLA LIGHT &amp; POWER

ACCOUNT #	ACCOUNT DESCRIPTION	BALANCE
01-246	ASSIGNED REVENUE-FUTURE EXP	( 17,040.93)
01-248	NOTE PAYABLE REGIONS VAC TRUCK	1,880.03
01-250	NOTE PAYABLE BCS-EQUIPMENT	205,717.01
01-261	2007 BOND PAYABLE	2,069,275.00
01-272	2014 BOND PAYABLE	513,758.86
01-275	2015 BOND PAYABLE	561,177.00
01-276	2018 BOND PAYABLE	3,605,000.00
01-280	CONTRIBUTED CAPITAL	1,307,954.63
	TOTAL LIABILITIES	9,875,437.25
EQUITY		
=====		
01-290	RETAINED EARNINGS	18,791,728.13
	TOTAL BEGINNING EQUITY	18,791,728.13
	TOTAL REVENUE	16,683,712.24
	TOTAL EXPENSES	14,268,695.98
	TOTAL REVENUE OVER/(UNDER) EXPENSES	2,415,016.26
	TOTAL EQUITY & REV. OVER/(UNDER) EXP.	21,206,744.39
	TOTAL LIABILITIES, EQUITY & REV.OVER/(UNDER) EXP.	31,082,181.64
		=====

CITY OF OSCEOLA  
REVENUE & EXPENSE REPORT (UNAUDITED)  
AS OF: NOVEMBER 30TH, 2019

01 -OSCEOLA LIGHT & POWER  
ELECTRIC DEPT

91.67% OF YEAR COMP.

	CURRENT BUDGET	CURRENT PERIOD	YEAR TO DATE ACTUAL	% OF BUDGET	BUDGET BALANCE
<b>REVENUES</b>					
01-4-12-300 SALES	15,520,486.00	978,873.58	14,127,961.70	91.03	1,392,524.30
01-4-12-302 FREE SERVICES	( 155,000.00) (	5,897.95) (	191,143.41)	123.32	36,143.41
01-4-12-303 LATE PENALTY FEES	116,000.00	12,874.94	128,027.49	110.37 (	12,027.49)
01-4-12-304 RECONNECTION FEES	40,000.00	1,400.00	18,900.00	47.25	21,100.00
01-4-12-305 POLE RENTAL	6,000.00	0.00	12,087.00	201.45 (	6,087.00)
01-4-12-306 CREDIT CARD FEES	10,000.00	1,052.00	9,689.40	96.89	310.60
01-4-12-308 NET-METERING FEES	0.00	0.00	350.00	0.00 (	350.00)
01-4-12-395 MISCELLANEOUS FEES	6,500.00	676.18	10,746.43	165.33 (	4,246.43)
<b>TOTAL REVENUES</b>	<b>15,543,986.00</b>	<b>988,978.75</b>	<b>14,116,618.61</b>	<b>90.82</b>	<b>0.00</b>
<b>EXPENDITURES</b>					
<b>SALARIES</b>					
01-5-12-400 SALARIES	849,636.00	81,699.97	819,500.47	96.45	30,135.53
01-5-12-455 TEMP SERVICE WAGES	6,008.00	0.00	652.40	10.86	5,355.60
<b>SUBTOTAL SALARIES</b>	<b>855,644.00</b>	<b>81,699.97</b>	<b>820,152.87</b>	<b>95.85</b>	<b>35,491.13</b>
<b>PERSONNEL EXPENSES</b>					
01-5-12-502 PAYROLL TAX	64,997.00	6,131.36	61,062.60	93.95	3,934.40
01-5-12-503 GROUP INSURANCE	42,600.00	918.22	57,138.57	134.13 (	14,538.57)
01-5-12-504 PENSION EXPENSE	24,600.00	2,350.66	28,077.89	114.14 (	3,477.89)
01-5-12-510 TRAVEL & TRAINING EXPENSE	15,000.00	50.00	9,153.74	61.02	5,846.26
01-5-12-515 SAFETY SUPPLIES	2,000.00	178.25	2,107.47	105.37 (	107.47)
01-5-12-580 UNIFORM EXPENSE	12,000.00	0.00	2,498.46	20.82	9,501.54
<b>SUBTOTAL PERSONNEL EXPENSES</b>	<b>161,197.00</b>	<b>9,628.49</b>	<b>160,038.73</b>	<b>99.28</b>	<b>1,158.27</b>
<b>OFFICE SUPPLIES</b>					
01-5-12-601 MATERIALS AND SUPPLIES	14,000.00	1,728.81	16,200.27	115.72 (	2,200.27)
01-5-12-610 TELEPHONE	24,000.00	2,382.71	26,448.21	110.20 (	2,448.21)
01-5-12-619 BUILDING EXPENSE	8,000.00	533.56	6,153.33	76.92	1,846.67
01-5-12-620 UTILITIES	6,000.00	131.18	4,533.72	75.56	1,466.28
01-5-12-630 INSURANCE	32,000.00	870.84	24,430.14	76.34	7,569.86
01-5-12-647 LICENSES	0.00	0.00	178.00	0.00 (	178.00)
01-5-12-648 IMMUNIZATIONS & PHYSICALS	500.00	280.00	1,023.00	204.60 (	523.00)
01-5-12-650 REPAIRS & MAINTENANCE - VEH	36,000.00	922.41	42,774.41	118.82 (	6,774.41)
01-5-12-651 OPERATING EXPENSES - VEHICL	28,000.00	2,843.46	33,713.40	120.41 (	5,713.40)
<b>SUBTOTAL OFFICE SUPPLIES</b>	<b>148,500.00</b>	<b>9,692.97</b>	<b>155,454.48</b>	<b>104.68 (</b>	<b>6,954.48)</b>
<b>EQUIPMENT PURCHASES</b>					
01-5-12-710 ELECTRIC POWER PURCHASED	10,874,360.00	816,819.34	10,084,513.57	92.74	789,846.43
01-5-12-760 DEPRECIATION	888,000.00	0.00	740,000.00	83.33	148,000.00
01-5-12-770 DEPRECIATION-VEHICLES	98,000.00	0.00	81,670.00	83.34	16,330.00
<b>SUBTOTAL EQUIPMENT PURCHASES</b>	<b>11,860,360.00</b>	<b>816,819.34</b>	<b>10,906,183.57</b>	<b>91.95</b>	<b>954,176.43</b>

CITY OF OSCEOLA  
REVENUE & EXPENSE REPORT (UNAUDITED)  
AS OF: NOVEMBER 30TH, 2019

01 -OSCEOLA LIGHT & POWER  
ELECTRIC DEPT

91.67% OF YEAR COMP.

	CURRENT BUDGET	CURRENT PERIOD	YEAR TO DATE ACTUAL	% OF BUDGET	BUDGET BALANCE
<hr/>					
OTHER EXPENSES					
01-5-12-860 CONSULTING SERVICES	5,000.00	0.00	0.00	0.00	5,000.00
SUBTOTAL OTHER EXPENSES	5,000.00	0.00	0.00	0.00	5,000.00
<hr/>					
TOTAL EXPENDITURES	13,030,701.00	917,840.77	12,041,829.65	92.41	0.00
<hr/>					
REVENUES OVER/(UNDER) EXPENDITURES	2,513,285.00	71,137.98	2,074,788.96		0.00

CITY OF OSCEOLA  
REVENUE & EXPENSE REPORT (UNAUDITED)  
AS OF: NOVEMBER 30TH, 2019

01 -OSCEOLA LIGHT & POWER  
WATER DEPT

91.67% OF YEAR COMP.

	CURRENT BUDGET	CURRENT PERIOD	YEAR TO DATE ACTUAL	% OF BUDGET	BUDGET BALANCE
<b>REVENUES</b>					
01-4-13-300 SALES	1,292,978.00	( 198,652.64)	1,144,313.08	88.50	148,664.92
01-4-13-302 FREE SERVICES	( 7,500.00)	( 120.99)	( 38,871.87)	518.29	31,371.87
01-4-13-303 LATE PENALTY FEES	20,000.00	2,120.66	19,468.61	97.34	531.39
01-4-13-310 SERVICE FEES	0.00	0.00	4,324.73	0.00	( 4,324.73)
<b>TOTAL REVENUES</b>	<b>1,305,478.00</b>	<b>( 196,652.97)</b>	<b>1,129,234.55</b>	<b>86.50</b>	<b>0.00</b>
<b>EXPENDITURES</b>					
<b>SALARIES</b>					
01-5-13-400 SALARIES	376,116.00	35,061.73	311,300.41	82.77	64,815.59
01-5-13-455 TEMP SERVICE WAGES	0.00	0.00	11,866.40	0.00	( 11,866.40)
<b>SUBTOTAL SALARIES</b>	<b>376,116.00</b>	<b>35,061.73</b>	<b>323,166.81</b>	<b>85.92</b>	<b>52,949.19</b>
<b>PERSONNEL EXPENSES</b>					
01-5-13-502 PAYROLL TAX	28,773.00	2,612.03	23,085.87	80.23	5,687.13
01-5-13-503 GROUP INSURANCE	36,500.00	208.51	32,107.09	87.96	4,392.91
01-5-13-504 PENSION EXPENSE	9,000.00	699.46	8,450.30	93.89	549.70
01-5-13-510 TRAVEL & TRAINING EXPENSE	1,500.00	0.00	1,872.05	124.80	( 372.05)
01-5-13-515 SAFETY SUPPLIES	1,124.00	423.24	1,157.14	102.95	( 33.14)
01-5-13-580 UNIFORM EXPENSE	1,500.00	507.25	2,072.81	138.19	( 572.81)
<b>SUBTOTAL PERSONNEL EXPENSES</b>	<b>78,397.00</b>	<b>4,450.49</b>	<b>68,745.26</b>	<b>87.69</b>	<b>9,651.74</b>
<b>OFFICE SUPPLIES</b>					
01-5-13-601 MATERIALS AND SUPPLIES	36,068.00	2,548.49	35,013.51	97.08	1,054.49
01-5-13-602 CHEMICALS AND SUPPLIES	38,656.00	2,790.33	35,021.18	90.60	3,634.82
01-5-13-608 TOOLS	2,000.00	1,242.33	1,474.17	73.71	525.83
01-5-13-610 TELEPHONE	10,587.00	2,635.25	14,427.02	136.27	( 3,840.02)
01-5-13-619 BUILDING EXPENSE	3,232.00	535.42	4,583.97	141.83	( 1,351.97)
01-5-13-620 UTILITIES	6,000.00	29.08	415.15	6.92	5,584.85
01-5-13-630 INSURANCE	14,137.00	5,523.07	13,050.35	92.31	1,086.65
01-5-13-640 DUES, MBRSHPS & SUBSCRIPTIO	2,382.00	0.00	10,027.23	420.96	( 7,645.23)
01-5-13-647 LICENSES	10,500.00	0.00	448.00	4.27	10,052.00
01-5-13-648 IMMUNIZATIONS & PHYSICALS	843.00	32.00	380.00	45.08	463.00
01-5-13-650 REPAIRS & MAINTENANCE - VEH	6,000.00	1,650.97	9,069.09	151.15	( 3,069.09)
01-5-13-651 OPERATING EXPENSES - VEHICL	19,533.00	1,499.00	19,599.62	100.34	( 66.62)
01-5-13-652 MANHOLE & PIPE REHAB	15,000.00	0.00	0.00	0.00	15,000.00
01-5-13-682 WELL AND PUMP REPAIRS	10,000.00	0.00	1,883.59	18.84	8,116.41
01-5-13-683 PUMP AND TANK REPAIRS	50,000.00	876.91	59,082.49	118.16	( 9,082.49)
<b>SUBTOTAL OFFICE SUPPLIES</b>	<b>224,938.00</b>	<b>19,362.85</b>	<b>204,475.37</b>	<b>90.90</b>	<b>20,462.63</b>

CITY OF OSCEOLA  
REVENUE & EXPENSE REPORT (UNAUDITED)  
AS OF: NOVEMBER 30TH, 2019

01 -OSCEOLA LIGHT & POWER  
WATER DEPT

91.67% OF YEAR COMP.

	CURRENT BUDGET	CURRENT PERIOD	YEAR TO DATE ACTUAL	% OF BUDGET	BUDGET BALANCE
<u>EQUIPMENT PURCHASES</u>					
01-5-13-700 EQUIPMENT PURCHASES	0.00	0.00	31,698.20	0.00 {	31,698.20}
01-5-13-761 DEPRECIATION-WATER PLANT	147,000.00	0.00	122,500.00	83.33	24,500.00
01-5-13-770 DEPRECIATION-VEHICLES	<u>46,800.00</u>	<u>0.00</u>	<u>39,000.00</u>	<u>83.33</u>	<u>7,800.00</u>
SUBTOTAL EQUIPMENT PURCHASES	193,800.00	0.00	193,198.20	99.69	601.80
<u>OTHER EXPENSES</u>					
01-5-13-860 CONSULTING SERVICES	<u>0.00</u>	<u>0.00</u>	<u>150.00</u>	<u>0.00 {</u>	<u>150.00}</u>
SUBTOTAL OTHER EXPENSES	0.00	0.00	150.00	0.00 {	150.00}
TOTAL EXPENDITURES	873,251.00	58,875.07	789,735.64	90.44	0.00
REVENUES OVER/(UNDER) EXPENDITURES	432,227.00 {	255,528.04}	339,498.91		0.00

CITY OF OSCEOLA  
REVENUE & EXPENSE REPORT (UNAUDITED)  
AS OF: NOVEMBER 30TH, 2019

01 -OSCEOLA LIGHT & POWER  
SEWER DEPT

91.67% OF YEAR COMP.

	CURRENT BUDGET	CURRENT PERIOD	YEAR TO DATE ACTUAL	% OF BUDGET	BUDGET BALANCE
<b>REVENUES</b>					
01-4-14-300 SALES	904,659.00 (	135,292.42)	824,583.86	91.15	80,075.14
01-4-14-302 FREE SERVICE	{ 1,800.00) (	10.60) (	1,101.20)	61.18 (	698.80)
01-4-14-310 SERVICE FEES	0.00	0.00	160.00	0.00 (	160.00)
<b>TOTAL REVENUES</b>	<b>902,859.00 (</b>	<b>135,303.02)</b>	<b>823,642.66</b>	<b>91.23</b>	<b>0.00</b>
<b>EXPENDITURES</b>					
<b>SALARIES</b>					
01-5-14-400 SALARIES	270,962.00	18,373.72	224,394.30	82.81	46,567.70
01-5-14-455 TEMP SERVICE WAGES	0.00	2,016.00	31,303.93	0.00 (	31,303.93)
<b>SUBTOTAL SALARIES</b>	<b>270,962.00</b>	<b>20,389.72</b>	<b>255,698.23</b>	<b>94.37</b>	<b>15,263.77</b>
<b>PERSONNEL EXPENSES</b>					
01-5-14-502 PAYROLL TAX	20,729.00	1,333.74	16,392.88	79.08	4,336.12
01-5-14-503 GROUP INSURANCE	12,300.00	316.26	19,130.99	155.54 (	6,830.99)
01-5-14-504 PENSION EXPENSE	5,400.00	422.00	5,099.86	94.44	300.14
01-5-14-510 TRAVEL & TRAINING EXPENSE	976.00	0.00	2,481.20	254.22 (	1,505.20)
01-5-14-515 SAFETY SUPPLIES	1,786.00	0.00	0.00	0.00	1,786.00
01-5-14-580 UNIFORM EXPENSE	800.00	0.00	3,766.79	470.85 (	2,966.79)
<b>SUBTOTAL PERSONNEL EXPENSES</b>	<b>41,991.00</b>	<b>2,072.00</b>	<b>46,871.72</b>	<b>111.62 (</b>	<b>4,880.72)</b>
<b>OFFICE SUPPLIES</b>					
01-5-14-601 MATERIALS AND SUPPLIES	29,038.00	2,478.43	37,618.00	129.55 (	8,580.00)
01-5-14-602 CHEMICALS AND SUPPLIES	10,500.00	0.00	5,341.72	50.87	5,158.28
01-5-14-608 TOOLS	1,191.00	0.00	311.09	26.12	879.91
01-5-14-610 TELEPHONE	3,096.00	366.66	3,433.98	110.92 (	337.98)
01-5-14-619 BUILDING EXPENSE	2,978.00	28.66	647.07	21.73	2,330.93
01-5-14-620 UTILITIES	32,000.00	231.13	7,688.96	24.03	24,311.04
01-5-14-630 INSURANCE	4,260.00	310.04	4,136.25	97.10	123.75
01-5-14-640 DUES, MBRSHPS & SUBSCRIPTIO	119.00	0.00	50.00	42.02	69.00
01-5-14-647 LICENSES	7,500.00	0.00	7,395.00	98.60	105.00
01-5-14-648 IMMUNIZATIONS & PHYSICALS	300.00	0.00	178.00	59.33	122.00
01-5-14-650 REPAIRS & MAINTENANCE - VEH	8,205.00	118.62	6,833.51	83.28	1,371.49
01-5-14-651 OPERATING EXPENSES - VEHICL	12,000.00	295.52	8,107.47	67.56	3,892.53
01-5-14-652 MANHOLE & PIPE REHAB	1,262.00	0.00	0.00	0.00	1,262.00
01-5-14-683 PUMP AND TANK REPAIRS	16,854.00	1,391.00	7,017.49	41.64	9,836.51
<b>SUBTOTAL OFFICE SUPPLIES</b>	<b>129,303.00</b>	<b>5,220.06</b>	<b>88,758.54</b>	<b>68.64</b>	<b>40,544.46</b>
<b>EQUIPMENT PURCHASES</b>					
01-5-14-762 DEPRICIATION SEWER SYSTEMS	174,000.00	0.00	145,000.00	83.33	29,000.00
01-5-14-770 DEPRECIATION-VEHICLES	34,400.00	0.00	28,670.00	83.34	5,730.00
<b>SUBTOTAL EQUIPMENT PURCHASES</b>	<b>208,400.00</b>	<b>0.00</b>	<b>173,670.00</b>	<b>83.33</b>	<b>34,730.00</b>

CITY OF OSCEOLA  
REVENUE & EXPENSE REPORT (UNAUDITED)  
AS OF: NOVEMBER 30TH, 2019

01 -OSCEOLA LIGHT & POWER  
SEWER DEPT

91.67% OF YEAR COMP.

	CURRENT BUDGET	CURRENT PERIOD	YEAR TO DATE ACTUAL	% OF BUDGET	BUDGET BALANCE
<hr/>					
<u>OTHER EXPENSES</u>					
01-5-14-860 CONSULTING SERVICES	2,382.00	0.00	0.00	0.00	2,382.00
SUBTOTAL OTHER EXPENSES	2,382.00	0.00	0.00	0.00	2,382.00
<hr/>					
TOTAL EXPENDITURES	653,038.00	27,681.78	554,998.49	86.52	0.00
<hr/>					
REVENUES OVER/(UNDER) EXPENDITURES	249,821.00	( 162,984.80)	258,644.17		0.00



CITY OF OSCEOLA  
REVENUE & EXPENSE REPORT (UNAUDITED)  
AS OF: NOVEMBER 30TH, 2019

01 -OSCEOLA LIGHT & POWER  
ADMINISTRATION

91.67% OF YEAR COMP.

	CURRENT BUDGET	CURRENT PERIOD	YEAR TO DATE ACTUAL	% OF BUDGET	BUDGET BALANCE
<b>REVENUES</b>					
01-4-15-303 LATE PENALTY FEES	0.00	0.00 (	39.41)	0.00	39.41
01-4-15-304 AMP	0.00	78.87	734.26	0.00 (	734.26)
01-4-15-341 ELECTRIC PERMITS	1,000.00	14.00	950.88	95.09	49.12
01-4-15-342 PLUMBING PERMITS	300.00	0.00	42.00	14.00	258.00
01-4-15-390 INTEREST INCOME	25,500.00	209.03	6,885.36	27.00	18,614.64
01-4-15-395 MISCELLANEOUS	155,000.00	0.00	0.00	0.00	155,000.00
01-4-15-396 GRANT INCOME	0.00	0.00	605,643.33	0.00 (	605,643.33)
<b>TOTAL REVENUES</b>	<b>181,800.00</b>	<b>301.90</b>	<b>614,216.42</b>	<b>337.85</b>	<b>0.00</b>
<b>EXPENDITURES</b>					
<b>SALARIES</b>					
01-5-15-400 SALARIES	423,210.00	23,346.60	283,611.63	67.01	139,598.37
01-5-15-455 TEMP SERVICE WAGES	0.00	3,699.57	25,443.68	0.00 (	25,443.68)
<b>SUBTOTAL SALARIES</b>	<b>423,210.00</b>	<b>27,046.17</b>	<b>309,055.31</b>	<b>73.03</b>	<b>114,154.69</b>
<b>PERSONNEL EXPENSES</b>					
01-5-15-502 PAYROLL TAX	32,376.00	1,734.01	21,118.65	65.23	11,257.35
01-5-15-503 GROUP INSURANCE	31,250.00	435.58	25,840.36	82.69	5,409.64
01-5-15-504 PENSION EXPENSE	16,000.00	325.78	7,554.84	47.22	8,445.16
01-5-15-510 TRAVEL & TRAINING EXPENSE	14,000.00	0.00	9,470.42	67.65	4,529.58
01-5-15-515 SAFETY SUPPLIES	1,200.00	89.20	1,042.08	86.84	157.92
01-5-15-516 HR MATERIALS & SUPPLIES	8,000.00	0.00	5,651.41	70.64	2,348.59
01-5-15-517 SAFETY COMMITTEE	1,000.00	0.00	0.00	0.00	1,000.00
01-5-15-550 EMPLOYEE RELATIONS	1,200.00	0.00	383.70	31.98	816.30
01-5-15-580 UNIFORM EXPENSE	1,200.00	318.70	318.70	26.56	881.30
<b>SUBTOTAL PERSONNEL EXPENSES</b>	<b>106,226.00</b>	<b>2,903.27</b>	<b>71,380.16</b>	<b>67.20</b>	<b>34,845.84</b>
<b>OFFICE SUPPLIES</b>					
01-5-15-601 MATERIALS AND SUPPLIES	20,000.00	2,367.16	27,479.78	137.40 (	7,479.78)
01-5-15-605 OFFICE EXPENSE	0.00	118.76	335.42	0.00 (	335.42)
01-5-15-606 POSTAGE	30,000.00	1,379.41	25,570.73	85.24	4,429.27
01-5-15-607 PUBLISHING ORDINANCES & NOT	0.00	0.00	78.00	0.00 (	78.00)
01-5-15-610 TELEPHONE	36,000.00	5,045.95	72,048.02	200.13 (	36,048.02)
01-5-15-619 BUILDING EXPENSE	18,000.00	573.66	18,035.65	100.20 (	35.65)
01-5-15-620 UTILITIES	3,600.00	282.04	3,428.50	95.24	171.50
01-5-15-630 INSURANCE	1,000.00	0.00	771.40	77.14	228.60
01-5-15-640 DUES, MBRSHPS & SUBSCRIPTIO	22,000.00	122.13	23,638.26	107.45 (	1,638.26)
01-5-15-642 UNEMPLOYMENT BENEFIT ASSMT	0.00	0.00	184.01	0.00 (	184.01)
01-5-15-643 AUDIT FEES	50,000.00	32,500.00	32,500.00	65.00	17,500.00
01-5-15-644 LEGAL EXPENSES	19,000.00	0.00	0.00	0.00	19,000.00
01-5-15-645 ADV, PROMOTIONS & DONATIONS	36,000.00	1,155.00	28,597.72	79.44	7,402.28
01-5-15-647 LICENSES	5,000.00	0.00	0.00	0.00	5,000.00
01-5-15-648 IMMUNIZATIONS & PHYSICALS	2,500.00	0.00	1,032.50	41.30	1,467.50
01-5-15-650 REPAIRS & MAINTENANCE - VEH	20,000.00	1,522.80	21,633.46	108.17 (	1,633.46)

CITY OF OSCEOLA  
REVENUE & EXPENSE REPORT (UNAUDITED)  
AS OF: NOVEMBER 30TH, 2019

01 -OSCEOLA LIGHT & POWER  
ADMINISTRATION

91.67% OF YEAR COMP.

	CURRENT BUDGET	CURRENT PERIOD	YEAR TO DATE ACTUAL	% OF BUDGET	BUDGET BALANCE
01-5-15-651 OPERATING EXPENSES - VEHICL	0.00	421.48	421.48	0.00 (	421.48)
01-5-15-686 EQUIPMENT RENTAL	12,000.00	816.32	11,878.47	98.99	121.53
SUBTOTAL OFFICE SUPPLIES	275,100.00	46,304.71	267,633.40	97.29	7,466.60
EQUIPMENT PURCHASES					
01-5-15-763 DEPRECIATION	19,200.00	0.00	16,000.00	83.33	3,200.00
SUBTOTAL EQUIPMENT PURCHASES	19,200.00	0.00	16,000.00	83.33	3,200.00
OTHER EXPENSES					
01-5-15-860 CONSULTING SERVICES	60,000.00	446.98	128,767.82	214.61 (	68,767.82)
01-5-15-883 BAD ACCOUNTS	75,000.00 (	4,627.41)	42,685.02	56.91	32,314.98
01-5-15-886 INTEREST EXPENSE	260,931.00	2,750.19	36,856.10	14.12	224,074.90
01-5-15-887 BOND PAYING AGENT EXPENSE	1,600.00	0.00	0.00	0.00	1,600.00
01-5-15-898 CASH OVER AND SHORT	300.00	89.75 (	787.52)	262.51-	1,087.52
01-5-15-899 MISCELLANEOUS	0.00	0.00	541.91	0.00 (	541.91)
SUBTOTAL OTHER EXPENSES	397,831.00 (	1,340.49)	208,063.33	52.30	189,767.67
TRANSFERS					
<hr/>					
TOTAL EXPENDITURES	1,221,567.00	74,913.66	872,132.20	71.39	0.00
<hr/>					
REVENUES OVER/(UNDER) EXPENDITURES	{ 1,039,767.00}	{ 74,611.76}	{ 257,915.78}		0.00

CITY OF OSCEOLA  
REVENUE & EXPENSE REPORT (UNAUDITED)  
AS OF: NOVEMBER 30TH, 2019

PAGE: 9

01 -OSCEOLA LIGHT &amp; POWER

91.67% OF YEAR COMP.

	CURRENT BUDGET	CURRENT PERIOD	YEAR TO DATE ACTUAL	% OF BUDGET	BUDGET BALANCE
FUND TOTAL REVENUES	17,934,123.00	657,324.66	16,683,712.24	93.03	0.00
FUND TOTAL EXPENDITURES	<u>15,778,557.00</u>	<u>1,079,311.28</u>	<u>14,268,695.98</u>	<u>90.43</u>	<u>0.00</u>
REVENUES OVER/(UNDER) EXPENDITURES	2,155,566.00	( 421,986.62)	2,415,016.26		0.00
	=====	=====	=====		=====

## 02 -CITY GENERAL FUND

ACCOUNT #	ACCOUNT DESCRIPTION	BALANCE
<b>ASSETS</b>		
=====		
02-101	REGIONS-COMM CTR & GOLF (0051)	52,691.22
02-105	REGIONS-CITY GENERAL(0638)	622,031.85
02-106	FNBEA-CITY GENERAL(9902)	690.97
02-107	MISC CASH ACCOUNTS	96,422.77
02-108	REGIONS-CITY GEN PAYROLL(5948)	794.18
02-109	REGIONS-FIRE DEPT ACT833(0697)	31,801.62
02-115	BANCORP-CITY GENERAL(0430)	118,600.01
02-116	BANCORP-CITY GEN PAYROLL(0465)	15,076.25
02-118	FIRST COMM-CITY GEN SAV(7010)	6,681.24
02-123	A/R - OTHER	22,758.11
02-126	DELINQUENT TAXES RECEIVABLE	13,360.82
02-127	TAX RECEIPTS RECEIVABLE	161,842.94
02-130	DUE TO/FROM OTHER FUNDS	( 2,877,387.30)
02-139	BANCORP-OPD C & I FUND(4083)	<u>4,318.54</u>
		( 1,730,316.78)
TOTAL ASSETS		( 1,730,316.78)
		=====
<b>LIABILITIES</b>		
=====		
02-201	ACCOUNTS PAYABLE	33,925.56
02-207	GROUP INSURANCE W/H	24,436.84
02-208	UNIFORM W/H	162.00
02-210	FIREMENS PENSION W/H	( 1,253.05)
02-212	POLICE PENSION W/H	( 2,753.69)
02-214	GARNISHMENTS PAYABLE	213.76
02-236	ACCRUED WAGES	136,603.41
02-246	ASSIGNED REVENUE-FUTURE EXP	( 142,391.90)
TOTAL LIABILITIES		<u>48,942.93</u>
<b>EQUITY</b>		
=====		
02-291	BEGINNING FUND BALANCE	( 535,893.43)
TOTAL BEGINNING EQUITY		( 535,893.43)
TOTAL REVENUE		4,351,541.93
TOTAL EXPENSES		<u>5,594,908.21</u>
TOTAL REVENUE OVER/(UNDER) EXPENSES		( 1,243,366.28)
TOTAL EQUITY & REV. OVER/(UNDER) EXP.		( 1,779,259.71)
TOTAL LIABILITIES, EQUITY & REV.OVER/(UNDER) EXP.		( 1,730,316.78)
		=====

CITY OF OSCEOLA  
REVENUE & EXPENSE REPORT (UNAUDITED)  
AS OF: NOVEMBER 30TH, 2019

02 -CITY GENERAL FUND  
ADMINISTRATION

91.67% OF YEAR COMP.

	CURRENT BUDGET	CURRENT PERIOD	YEAR TO DATE ACTUAL	% OF BUDGET	BUDGET BALANCE
<b>REVENUES</b>					
02-4-01-310 PROPERTY TAXES	647,674.00	221,235.26	691,293.46	106.73 (	43,619.46)
02-4-01-314 GENERAL REVENUE (STATE OF A	122,931.00	8,431.37	114,233.87	92.93	8,697.13
02-4-01-315 PRIVILEGE TAX -- CITY	7,745.00	25.00	8,925.00	115.24 (	1,180.00)
02-4-01-316 PILOT-FED HOUSING AUTHORITY	3,315.00	0.00	0.00	0.00	3,315.00
02-4-01-317 PILOT-PLUM POINT ENERGY STA	705,703.00 (	332,096.00)	705,702.54	100.00	0.46
02-4-01-323 A & P TAX REVENUE	31,000.00	4,018.07	34,063.96	109.88 (	3,063.96)
02-4-01-325 GAS FRANCHISE TAX	60,000.00	0.00	74,938.60	124.90 (	14,938.60)
02-4-01-328 TELEPHONE EXCISE TAX	24,000.00	0.00	12,000.00	50.00	12,000.00
02-4-01-331 CABLE FRANCHISE TAX	26,400.00	1,558.24	17,230.31	65.27	9,169.69
02-4-01-345 BUILDING PERMITS	2,000.00	67.00	2,854.33	142.72 (	854.33)
02-4-01-375 PLANNING COMMISSION	100.00	0.00	150.00	150.00 (	50.00)
02-4-01-384 CODE RED CONTRIBUTIONS (	3,750.00)	0.00 (	3,750.00)	100.00	0.00
02-4-01-390 INTEREST INCOME	1,200.00	12.58	165.28	13.77	1,034.72
02-4-01-393 HISTORICAL SOCIETY	0.00	0.00	35,116.00	0.00 (	35,116.00)
02-4-01-394 COUNTY SALES TAX	1,075,263.00	98,885.80	1,048,147.48	97.48	27,115.52
02-4-01-395 MISCELLANEOUS	0.00	6,720.00	114,104.29	0.00 (	114,104.29)
02-4-01-396 GRANT INCOME	0.00	0.00	4,641.50	0.00 (	4,641.50)
02-4-01-397 CITY SALES TAX	1,030,171.00	99,620.51	1,030,502.59	100.03 (	331.59)
02-4-01-398 RENT INCOME	30,780.00	0.00	24,574.82	79.84	6,205.18
<b>TOTAL REVENUES</b>	<b>3,764,532.00</b>	<b>108,477.83</b>	<b>3,914,894.03</b>	<b>103.99</b>	<b>0.00</b>
<b>EXPENDITURES</b>					
<b>SALARIES</b>					
02-5-01-400 SALARIES	155,200.00	12,373.33	150,913.34	97.24	4,286.66
SUBTOTAL SALARIES	155,200.00	12,373.33	150,913.34	97.24	4,286.66
<b>PERSONNEL EXPENSES</b>					
02-5-01-501 TRAVEL & PUBLIC RELATIONS	7,200.00	0.00	3,212.21	44.61	3,987.79
02-5-01-502 PAYROLL TAX	11,873.00	917.53	11,225.73	94.55	647.27
02-5-01-503 GROUP INSURANCE	36,000.00 (	68.86)	36,014.37	100.04 (	14.37)
02-5-01-504 PENSION EXPENSE	87,831.00	6,849.71	75,480.22	85.94	12,350.78
02-5-01-510 TRAVEL & TRAINING EXPENSE	12,000.00	696.01	24,246.84	202.06 (	12,246.84)
02-5-01-550 EMPLOYEE RELATIONS	0.00	0.00	910.08	0.00 (	910.08)
SUBTOTAL PERSONNEL EXPENSES	154,904.00	8,394.39	151,089.45	97.54	3,814.55
<b>OFFICE SUPPLIES</b>					
02-5-01-601 MATERIALS AND SUPPLIES	20,000.00	5,126.34	20,461.10	102.31 (	461.10)
02-5-01-605 OFFICE EXPENSE	15,000.00	0.00	13,750.00	91.67	1,250.00
02-5-01-607 PUBLISHING ORDINANCES & NOT	3,000.00	302.25	2,197.20	73.24	802.80
02-5-01-610 TELEPHONE	3,600.00	237.01	3,978.79	110.52 (	378.79)
02-5-01-619 BUILDING EXPENSE	10,000.00	37,304.61	55,703.63	557.04 (	45,703.63)
02-5-01-620 UTILITIES	2,000.00	0.00	102.64	5.13	1,897.36
02-5-01-625 RENT	1,000.00	0.00	1,142.97	114.30 (	142.97)
02-5-01-626 A & P EXPENSES	31,000.00	2,337.50	38,819.80	125.23 (	7,819.80)

CITY OF OSCEOLA  
REVENUE & EXPENSE REPORT (UNAUDITED)  
AS OF: NOVEMBER 30TH, 2019

02 -CITY GENERAL FUND  
ADMINISTRATION

91.67% OF YEAR COMP.

	CURRENT BUDGET	CURRENT PERIOD	YEAR TO DATE ACTUAL	% OF BUDGET	BUDGET BALANCE
02-5-01-630 INSURANCE	34,000.00	36,449.62	36,656.31	107.81 (	2,656.31)
02-5-01-640 DUES, MBRSHPS & SUBSCRIPTIO	5,000.00	276.00	2,552.60	51.05	2,447.40
02-5-01-642 UNEMPLOYMENT BENEFIT ASSMT	0.00	0.00	158.00	0.00 (	158.00)
02-5-01-644 LEGAL EXPENSES	24,000.00	28,729.50	39,979.50	166.58 (	15,979.50)
02-5-01-645 ADV, PROMOTIONS & DONATIONS	6,000.00	2,088.72	9,706.76	161.78 (	3,706.76)
02-5-01-647 LICENSES	250.00	0.00	1,224.58	489.83 (	974.58)
02-5-01-650 REPAIRS & MAINTENANCE - VEH	3,000.00	22.00	1,043.39	34.78	1,956.61
02-5-01-651 OPERATING EXPENSES - VEHICL	1,200.00	307.08	1,130.97	94.25	69.03
02-5-01-687 ELECTION EXPENSE	0.00	0.00	4,495.43	0.00 (	4,495.43)
SUBTOTAL OFFICE SUPPLIES	159,050.00	113,180.63	233,103.67	146.56 (	74,053.67)
<b>EQUIPMENT PURCHASES</b>					
02-5-01-749 HEADSTART BLDG EXP	0.00	0.00	154.00	0.00 (	154.00)
02-5-01-750 ROSENWALD BLDG EXPENSE	12,000.00	3,048.86	8,787.34	73.23	3,212.66
02-5-01-751 SR. CITIZEN BLDG EXPENSE	6,000.00	1,127.11	2,449.30	40.82	3,550.70
02-5-01-752 SCOUT HUT EXPENSE	6,000.00	47.64	5,185.66	86.43	814.34
02-5-01-753 COSTON BLDG EXP	25,000.00	1,328.70	58,504.19	234.02 (	33,504.19)
SUBTOTAL EQUIPMENT PURCHASES	49,000.00	5,552.31	75,080.49	153.23 (	26,080.49)
<b>OTHER EXPENSES</b>					
02-5-01-801 PLANNING COMMISSION EXPENSE	200.00	0.00	30.00	15.00	170.00
02-5-01-860 CONSULTING SERVICES	250.00	12,485.00	27,675.09	1,070.04 (	27,425.09)
02-5-01-861 INDUSTRIAL INCENTIVES	75,000.00	0.00	91,666.66	122.22 (	16,666.66)
02-5-01-895 CAPITAL LEASE PAYMENTS	61,572.00	15,392.64	51,308.80	83.33	10,263.20
02-5-01-898 ABANDONED/CONDEMNED PROP EX	18,000.00	1,850.00	13,919.97	77.33	4,080.03
02-5-01-899 MISCELLANEOUS	0.00	0.00	27.50	0.00 (	27.50)
SUBTOTAL OTHER EXPENSES	155,022.00	29,727.64	184,628.02	119.10 (	29,606.02)
<b>TRANSFERS</b>					
TOTAL EXPENDITURES	673,176.00	169,228.30	794,814.97	118.07	0.00
REVENUES OVER/(UNDER) EXPENDITURES	3,091,356.00 (	60,750.47)	3,120,079.06		0.00

CITY OF OSCEOLA  
REVENUE & EXPENSE REPORT (UNAUDITED)  
AS OF: NOVEMBER 30TH, 2019

02 -CITY GENERAL FUND  
POLICE DEPT

91.67% OF YEAR COMP.

	CURRENT BUDGET	CURRENT PERIOD	YEAR TO DATE ACTUAL	% OF BUDGET	BUDGET BALANCE
<u>REVENUES</u>					
02-4-02-335 FINES & FORFEITURES	240,000.00	16,918.28	167,973.43	69.99	72,026.57
02-4-02-337 OPD RECEIPTS	1,800.00	0.00	1,754.57	97.48	45.43
02-4-02-338 JAIL RECEIPTS	22,000.00	0.00	7,211.74	32.78	14,788.26
02-4-02-396 GRANT INCOME	28,000.00	0.00	11,990.37	42.82	16,009.63
<b>TOTAL REVENUES</b>	<b>291,800.00</b>	<b>16,918.28</b>	<b>188,930.11</b>	<b>64.75</b>	<b>0.00</b>
<u>EXPENDITURES</u>					
<u>SALARIES</u>					
02-5-02-400 SALARIES	1,368,043.00	121,824.30	1,202,854.05	87.93	165,188.95
02-5-02-414 SALARIES-GRANT/OPD	( 60,000.00)	0.00	( 63,410.72)	105.68	3,410.72
02-5-02-426 AUXILIARY POLICE	4,200.00	125.00	554.57	13.20	3,645.43
<b>SUBTOTAL SALARIES</b>	<b>1,312,243.00</b>	<b>121,949.30</b>	<b>1,139,997.90</b>	<b>86.87</b>	<b>172,245.10</b>
<u>PERSONNEL EXPENSES</u>					
02-5-02-502 PAYROLL TAX	104,655.00	9,159.62	90,126.86	86.12	14,528.14
02-5-02-503 GROUP INSURANCE	104,500.00	1,332.08	96,307.34	92.16	8,192.66
02-5-02-504 PENSION EXPENSE	189,736.00	175.48	147,554.70	77.77	42,181.30
02-5-02-510 TRAVEL & TRAINING EXPENSE	17,000.00	250.00	14,708.89	86.52	2,291.11
02-5-02-515 SAFETY SUPPLIES	0.00	89.20	889.47	0.00	( 889.47)
02-5-02-580 UNIFORM EXPENSE	8,000.00	230.10	14,263.46	178.29	( 6,263.46)
02-5-02-581 UNIFORM LAUNDRY	4,000.00	201.88	1,941.59	48.54	2,058.41
<b>SUBTOTAL PERSONNEL EXPENSES</b>	<b>427,891.00</b>	<b>11,438.36</b>	<b>365,792.31</b>	<b>85.49</b>	<b>62,098.69</b>
<u>OFFICE SUPPLIES</u>					
02-5-02-601 MATERIALS AND SUPPLIES	40,000.00	4,475.85	14,197.68	35.49	25,802.32
02-5-02-610 TELEPHONE	35,000.00	3,501.07	37,247.02	106.42	( 2,247.02)
02-5-02-619 BUILDING EXPENSE	2,000.00	4,498.27	5,645.15	282.26	( 3,645.15)
02-5-02-620 UTILITIES	6,000.00	362.30	6,405.42	106.76	( 405.42)
02-5-02-630 INSURANCE	44,000.00	6,953.25	32,527.26	73.93	11,472.74
02-5-02-640 DUES, MBRSHPS & SUBSCRIPTIO	18,000.00	4,983.00	20,632.95	114.63	( 2,632.95)
02-5-02-648 IMMUNIZATIONS & PHYSICALS	2,500.00	175.36	3,593.31	143.73	( 1,093.31)
02-5-02-650 REPAIRS & MAINTENANCE - VEH	25,000.00	3,388.01	9,931.42	39.73	15,068.58
02-5-02-651 OPERATING EXPENSES - VEHICL	63,000.00	4,761.43	48,649.93	77.22	14,350.07
<b>SUBTOTAL OFFICE SUPPLIES</b>	<b>235,500.00</b>	<b>33,098.54</b>	<b>178,830.14</b>	<b>75.94</b>	<b>56,669.86</b>
<u>EQUIPMENT PURCHASES</u>					
02-5-02-700 EQUIPMENT PURCHASES	0.00	0.00	85,546.94	0.00	( 85,546.94)
<b>SUBTOTAL EQUIPMENT PURCHASES</b>	<b>0.00</b>	<b>0.00</b>	<b>85,546.94</b>	<b>0.00</b>	<b>( 85,546.94)</b>



CITY OF OSCEOLA  
REVENUE & EXPENSE REPORT (UNAUDITED)  
AS OF: NOVEMBER 30TH, 2019

02 -CITY GENERAL FUND  
POLICE DEPT

91.67% OF YEAR COMP.

	CURRENT BUDGET	CURRENT PERIOD	YEAR TO DATE ACTUAL	% OF BUDGET	BUDGET BALANCE
<hr/>					
<u>OTHER EXPENSES</u>					
02-5-02-899 MISCELLANEOUS	0.00	0.00	418.00	0.00	( 418.00)
SUBTOTAL OTHER EXPENSES	0.00	0.00	418.00	0.00	( 418.00)
<hr/>					
TOTAL EXPENDITURES	1,975,634.00	166,466.20	1,770,585.29	89.62	0.00
<hr/>					
REVENUES OVER/ (UNDER) EXPENDITURES	( 1,683,834.00)	( 149,567.92)	( 1,581,655.18)		0.00

CITY OF OSCEOLA  
REVENUE & EXPENSE REPORT (UNAUDITED)  
AS OF: NOVEMBER 30TH, 2019

02 -CITY GENERAL FUND  
FIRE DEPT

91.67% OF YEAR COMP.

	CURRENT BUDGET	CURRENT PERIOD	YEAR TO DATE ACTUAL	% OF BUDGET	BUDGET BALANCE
<u>REVENUES</u>					
02-4-03-380 CONTRACT TRAINING RECEIPTS	49,992.00	4,166.00	33,328.00	66.67	16,664.00
02-4-03-396 GRANT INCOME	0.00	0.00	50,537.29	0.00 (	50,537.29)
TOTAL REVENUES	49,992.00	4,166.00	83,865.29	167.76	0.00
<u>EXPENDITURES</u>					
<u>SALARIES</u>					
02-5-03-400 SALARIES	830,308.00	74,426.44	797,126.52	96.00	33,181.48
02-5-03-427 FIRE SCRIPT-REDEEMED	10,000.00	605.00	5,745.00	57.45	4,255.00
SUBTOTAL SALARIES	840,308.00	75,031.44	802,871.52	95.54	37,436.48
<u>PERSONNEL EXPENSES</u>					
02-5-03-502 PAYROLL TAX	13,700.00	1,155.08	11,492.77	83.89	2,207.23
02-5-03-503 GROUP INSURANCE	67,300.00	863.18	72,739.63	108.08 (	5,439.63)
02-5-03-504 PENSION EXPENSE	114,546.00	29.50	98,734.56	86.20	15,811.44
02-5-03-510 TRAVEL & TRAINING EXPENSE	2,000.00	0.00	2,434.38	121.72 (	434.38)
02-5-03-515 SAFETY SUPPLIES	1,000.00	0.00	0.00	0.00	1,000.00
02-5-03-580 UNIFORM EXPENSE	9,000.00	1,302.79	5,232.19	58.14	3,767.81
SUBTOTAL PERSONNEL EXPENSES	207,546.00	3,350.55	190,633.53	91.85	16,912.47
<u>OFFICE SUPPLIES</u>					
02-5-03-601 MATERIALS AND SUPPLIES	12,000.00	322.76	8,047.20	67.06	3,952.80
02-5-03-610 TELEPHONE	18,000.00	2,722.84	25,274.04	140.41 (	7,274.04)
02-5-03-619 BUILDING EXPENSE	5,000.00	412.50	3,440.20	68.80	1,559.80
02-5-03-620 UTILITIES	3,000.00	113.86	1,912.96	63.77	1,087.04
02-5-03-630 INSURANCE	33,219.00	1,628.26	26,153.59	78.73	7,065.41
02-5-03-640 DUES, MBRSHPS & SUBSCRIPTIO	0.00	0.00	307.51	0.00 (	307.51)
02-5-03-647 LICENSES	0.00	0.00	25.00	0.00 (	25.00)
02-5-03-648 IMMUNIZATIONS & PHYSICALS	2,100.00	32.00	608.00	28.95	1,492.00
02-5-03-650 REPAIRS & MAINTENANCE - VEH	23,000.00	867.51	20,344.99	88.46	2,655.01
02-5-03-651 OPERATING EXPENSES - VEHICL	12,500.00	649.05	12,713.84	101.71 (	213.84)
02-5-03-686 EQUIPMENT RENTAL	0.00	148.51	148.51	0.00 (	148.51)
SUBTOTAL OFFICE SUPPLIES	108,819.00	6,897.29	98,975.84	90.95	9,843.16
<u>EQUIPMENT PURCHASES</u>					
02-5-03-700 EQUIPMENT PURCHASES	0.00	267,310.20	272,360.49	0.00 (	272,360.49)
SUBTOTAL EQUIPMENT PURCHASES	0.00	267,310.20	272,360.49	0.00 (	272,360.49)
<u>OTHER EXPENSES</u>					
02-5-03-895 CAPITAL LEASE PAYMENTS	86,921.00	0.00	0.00	0.00	86,921.00
SUBTOTAL OTHER EXPENSES	86,921.00	0.00	0.00	0.00	86,921.00
TOTAL EXPENDITURES	1,243,594.00	352,589.48	1,364,841.38	109.75	0.00
REVENUES OVER/(UNDER) EXPENDITURES	( 1,193,602.00) (	348,423.48) (	1,280,976.09)		0.00

CITY OF OSCEOLA  
REVENUE & EXPENSE REPORT (UNAUDITED)  
AS OF: NOVEMBER 30TH, 2019

02 -CITY GENERAL FUND  
PARKS & RECREATION DEPT

91.67% OF YEAR COMP.

	CURRENT BUDGET	CURRENT PERIOD	YEAR TO DATE ACTUAL	% OF BUDGET	BUDGET BALANCE
<u>REVENUES</u>					
02-4-04-350 ADMISSION FEES	95,000.00	8,895.00	114,357.50	120.38 (	19,357.50)
<b>TOTAL REVENUES</b>	<b>95,000.00</b>	<b>8,895.00</b>	<b>114,357.50</b>	<b>120.38</b>	<b>0.00</b>
<u>EXPENDITURES</u>					
<u>SALARIES</u>					
02-5-04-400 SALARIES	274,268.00	29,342.84	295,332.89	107.68 (	21,064.89)
02-5-04-455 TEMP SERVICE WAGES	0.00	362.60	20,681.15	0.00 (	20,681.15)
<b>SUBTOTAL SALARIES</b>	<b>274,268.00</b>	<b>29,705.44</b>	<b>316,014.04</b>	<b>115.22 (</b>	<b>41,746.04)</b>
<u>PERSONNEL EXPENSES</u>					
02-5-04-502 PAYROLL TAX	20,982.00	2,130.91	21,227.23	101.17 (	245.23)
02-5-04-503 GROUP INSURANCE	24,300.00	601.20	36,184.02	148.91 (	11,884.02)
02-5-04-504 PENSION EXPENSE	5,000.00	441.30	5,189.06	103.78 (	189.06)
02-5-04-510 TRAVEL & TRAINING EXPENSE	11,234.00	0.00	6,277.62	55.88	4,956.38
02-5-04-515 SAFETY SUPPLIES	2,000.00	178.25	1,741.10	87.06	258.90
<b>SUBTOTAL PERSONNEL EXPENSES</b>	<b>63,516.00</b>	<b>3,351.66</b>	<b>70,619.03</b>	<b>111.18 (</b>	<b>7,103.03)</b>
<u>OFFICE SUPPLIES</u>					
02-5-04-601 MATERIALS AND SUPPLIES	70,000.00	5,522.74	74,374.05	106.25 (	4,374.05)
02-5-04-610 TELEPHONE	7,000.00	1,749.07	9,862.60	140.89 (	2,862.60)
02-5-04-619 BUILDING EXPENSE	20,000.00	2,211.28	27,165.12	135.83 (	7,165.12)
02-5-04-620 UTILITIES	8,000.00	368.60	5,021.66	62.77	2,978.34
02-5-04-630 INSURANCE	12,000.00	5,337.38	13,782.11	114.85 (	1,782.11)
02-5-04-640 DUES, MBRSHPS & SUBSCRIPTIO	2,500.00	0.00	867.32	34.69	1,632.68
02-5-04-645 ADV, PROMOTIONS & DONATIONS	2,500.00	0.00	1,215.11	48.60	1,284.89
02-5-04-647 LICENSES	4,000.00	0.00	25.00	0.63	3,975.00
02-5-04-648 IMMUNIZATIONS & PHYSICALS	200.00	0.00	384.00	192.00 (	184.00)
02-5-04-650 REPAIRS & MAINTENANCE - VEH	15,000.00	3,041.38	6,824.49	45.50	8,175.51
02-5-04-651 OPERATING EXPENSES - VEHICL	10,000.00	808.31	8,948.22	89.48	1,051.78
02-5-04-686 EQUIPMENT RENTAL	200.00	0.00	0.00	0.00	200.00
<b>SUBTOTAL OFFICE SUPPLIES</b>	<b>151,400.00</b>	<b>19,038.76</b>	<b>148,469.68</b>	<b>98.06</b>	<b>2,930.32</b>
<u>EQUIPMENT PURCHASES</u>					
02-5-04-700 EQUIPMENT PURCHASES	0.00	2,061.60	2,061.60	0.00 (	2,061.60)
02-5-04-725 ATHLETIC EQUIPMENT	70,000.00	0.00	59,675.77	85.25	10,324.23
<b>SUBTOTAL EQUIPMENT PURCHASES</b>	<b>70,000.00</b>	<b>2,061.60</b>	<b>61,737.37</b>	<b>88.20</b>	<b>8,262.63</b>
<u>OTHER EXPENSES</u>					
02-5-04-895 CAPITAL LEASE PAYMENTS	42,370.00	2,362.59	33,745.53	79.64	8,624.47
02-5-04-899 MISCELLANEOUS	0.00	0.00	621.76	0.00 (	621.76)
<b>SUBTOTAL OTHER EXPENSES</b>	<b>42,370.00</b>	<b>2,362.59</b>	<b>34,367.29</b>	<b>81.11</b>	<b>8,002.71</b>
<b>TOTAL EXPENDITURES</b>	<b>601,554.00</b>	<b>56,520.05</b>	<b>631,207.41</b>	<b>104.93</b>	<b>0.00</b>
<b>REVENUES OVER/(UNDER) EXPENDITURES</b>	<b>( 506,554.00)</b>	<b>( 47,625.05)</b>	<b>( 516,849.91)</b>		<b>0.00</b>

CITY OF OSCEOLA  
REVENUE & EXPENSE REPORT (UNAUDITED)  
AS OF: NOVEMBER 30TH, 2019

02 -CITY GENERAL FUND  
MUNICIPAL COURT

91.67% OF YEAR COMP.

	CURRENT BUDGET	CURRENT PERIOD	YEAR TO DATE ACTUAL	% OF BUDGET	BUDGET BALANCE
<u>EXPENDITURES</u>					
<u>SALARIES</u>					
02-5-05-403 OTHER ADM. SALARIES	1,200.00	0.00	0.00	0.00	1,200.00
02-5-05-421 JUDGE'S SALARY	29,328.00	2,443.75	26,881.25	91.66	2,446.75
02-5-05-422 CLERK'S SALARY	104,825.00	10,079.38	84,819.06	80.91	20,005.94
SUBTOTAL SALARIES	135,353.00	12,523.13	111,700.31	82.53	23,652.69
<u>PERSONNEL EXPENSES</u>					
02-5-05-502 PAYROLL TAX	8,019.00	758.25	7,438.87	92.77	580.13
02-5-05-503 GROUP INSURANCE	8,800.00	63.83	8,780.67	99.78	19.33
02-5-05-504 PENSION EXPENSE	6,552.00	506.94	6,013.32	91.78	538.68
02-5-05-510 TRAVEL & TRAINING EXPENSE	2,000.00	0.00	658.95	32.95	1,341.05
SUBTOTAL PERSONNEL EXPENSES	25,371.00	1,329.02	22,891.81	90.23	2,479.19
<u>OFFICE SUPPLIES</u>					
02-5-05-601 MATERIALS AND SUPPLIES	10,000.00	147.46	5,294.57	52.95	4,705.43
02-5-05-620 UTILITIES	2,800.00	0.00	1,897.71	67.78	902.29
02-5-05-640 DUES, MBRSHPS & SUBSCRIPTIO	0.00	0.00	365.00	0.00	( 365.00)
02-5-05-648 IMMUNIZATIONS & PHYSICALS	0.00	0.00	32.00	0.00	( 32.00)
SUBTOTAL OFFICE SUPPLIES	12,800.00	147.46	7,589.28	59.29	5,210.72
<u>EQUIPMENT PURCHASES</u>					
<u>OTHER EXPENSES</u>					
02-5-05-899 MISCELLANEOUS	( 72,098.00)	0.00	0.00	0.00	( 72,098.00)
SUBTOTAL OTHER EXPENSES	( 72,098.00)	0.00	0.00	0.00	( 72,098.00)
<u>TOTAL EXPENDITURES</u>					
	101,426.00	13,999.61	142,181.40	140.18	0.00
<u>REVENUES OVER/(UNDER) EXPENDITURES</u>					
	( 101,426.00)	( 13,999.61)	( 142,181.40)		0.00

CITY OF OSCEOLA  
REVENUE & EXPENSE REPORT (UNAUDITED)  
AS OF: NOVEMBER 30TH, 2019

02 -CITY GENERAL FUND  
JAIL DEPARTMENT

91.67% OF YEAR COMP.

	CURRENT BUDGET	CURRENT PERIOD	YEAR TO DATE ACTUAL	% OF BUDGET	BUDGET BALANCE
<u>EXPENDITURES</u>					
<u>SALARIES</u>					
02-5-11-400 SALARIES	347,400.00	28,868.20	309,834.86	89.19	37,565.14
02-5-11-455 TEMP SERVICE WAGES	0.00	7,929.60	52,143.66	0.00 (	52,143.66)
SUBTOTAL SALARIES	347,400.00	36,797.80	361,978.52	104.20 (	14,578.52)
<u>PERSONNEL EXPENSES</u>					
02-5-11-502 PAYROLL TAX	26,576.00	2,150.72	23,012.97	86.59	3,563.03
02-5-11-503 GROUP INSURANCE	38,750.00	305.00	34,568.27	89.21	4,181.73
02-5-11-504 PENSION EXPENSE	2,500.00	190.74	2,315.33	92.61	184.67
02-5-11-510 TRAVEL & TRAINING EXPENSE	500.00	0.00	2,670.00	534.00 (	2,170.00)
02-5-11-580 UNIFORM EXPENSE	500.00	0.00	648.98	129.80 (	148.98)
SUBTOTAL PERSONNEL EXPENSES	68,826.00	2,646.46	63,215.55	91.85	5,610.45
<u>OFFICE SUPPLIES</u>					
02-5-11-601 MATERIALS AND SUPPLIES	48,500.00	2,657.19	40,552.22	83.61	7,947.78
02-5-11-619 BUILDING EXPENSE	300.00	0.00	2,738.91	912.97 (	2,438.91)
02-5-11-620 UTILITIES	0.00	119.43	119.43	0.00 (	119.43)
02-5-11-630 INSURANCE	200.00	0.00	153.00	76.50	47.00
02-5-11-648 IMMUNIZATIONS & PHYSICALS	1,400.00	0.00	573.00	40.93	827.00
02-5-11-650 REPAIRS & MAINTENANCE - VEH	0.00 (	608.70)	257.40	0.00 (	257.40)
02-5-11-655 JAIL MAINTENANCE FUND	32,000.00	368.59	28,911.14	90.35	3,088.86
02-5-11-659 INMATE MEDICAL	250.00	0.00	291.60	116.64 (	41.60)
SUBTOTAL OFFICE SUPPLIES	82,650.00	2,536.51	73,596.70	89.05	9,053.30
<u>EQUIPMENT PURCHASES</u>					
02-5-11-700 EQUIPMENT PURCHASES	0.00	0.00	6,155.00	0.00 (	6,155.00)
SUBTOTAL EQUIPMENT PURCHASES	0.00	0.00	6,155.00	0.00 (	6,155.00)
 TOTAL EXPENDITURES	 498,876.00	 41,980.77	 504,945.77	 101.22	 0.00
<u>REVENUES OVER/(UNDER) EXPENDITURES</u>					
	( 498,876.00) (	41,980.77) (	504,945.77)		0.00

CITY OF OSCEOLA  
REVENUE & EXPENSE REPORT (UNAUDITED)  
AS OF: NOVEMBER 30TH, 2019

02 -CITY GENERAL FUND  
GOLF COURSE FUND

91.67% OF YEAR COMP.

	CURRENT BUDGET	CURRENT PERIOD	YEAR TO DATE ACTUAL	% OF BUDGET	BUDGET BALANCE
<u>REVENUES</u>					
02-4-18-360 GOLF COURSE MEMBERSHIP FEES	45,152.00	2,454.00	40,670.85	90.08	4,481.15
02-4-18-362 GREENS FEES	815.00	0.00	0.00	0.00	815.00
02-4-18-364 CART SHED RENTALS	10,785.00	620.00	6,510.00	60.36	4,275.00
02-4-18-365 PRO SHOP SALES	1,157.00	0.00	0.00	0.00	1,157.00
<b>TOTAL REVENUES</b>	<b>57,909.00</b>	<b>3,074.00</b>	<b>47,180.85</b>	<b>81.47</b>	<b>0.00</b>
<u>EXPENDITURES</u>					
<u>SALARIES</u>					
02-5-18-400 SALARIES	106,800.00	7,924.45	100,902.24	94.48	5,897.76
02-5-18-455 TEMP SERVICE WAGES	10,000.00	0.00	4,433.80	44.34	5,566.20
<b>SUBTOTAL SALARIES</b>	<b>116,800.00</b>	<b>7,924.45</b>	<b>105,336.04</b>	<b>90.18</b>	<b>11,463.96</b>
<u>PERSONNEL EXPENSES</u>					
02-5-18-502 PAYROLL TAX	8,170.00	593.39	7,427.42	90.91	742.58
02-5-18-503 GROUP INSURANCE	11,500.00	38.02	17,044.61	148.21 (	5,544.61)
02-5-18-504 PENSION EXPENSE	3,400.00	270.16	3,234.04	95.12	165.96
<b>SUBTOTAL PERSONNEL EXPENSES</b>	<b>23,070.00</b>	<b>901.57</b>	<b>27,706.07</b>	<b>120.10 (</b>	<b>4,636.07)</b>
<u>OFFICE SUPPLIES</u>					
02-5-18-601 MATERIALS AND SUPPLIES	47,000.00	616.17	26,864.30	57.16	20,135.70
02-5-18-610 TELEPHONE	4,092.00	1,505.78	6,105.54	149.21 (	2,013.54)
02-5-18-619 BUILDING EXPENSE	0.00	0.00	878.90	0.00 (	878.90)
02-5-18-620 UTILITIES	3,000.00	171.22	1,893.25	63.11	1,106.75
02-5-18-630 INSURANCE	5,600.00	447.21	5,868.83	104.80 (	268.83)
02-5-18-640 DUES, MBRSHPS & SUBSCRIPTIO	150.00	0.00	0.00	0.00	150.00
02-5-18-648 IMMUNIZATIONS & PHYSICALS	0.00	0.00	32.00	0.00 (	32.00)
02-5-18-650 REPAIRS & MAINTENANCE - VEH	15,000.00	0.00	23,996.91	159.98 (	8,996.91)
02-5-18-651 OPERATING EXPENSES - VEHICL	7,500.00	0.00	3,941.86	52.56	3,558.14
02-5-18-686 EQUIPMENT RENTAL	1,500.00	0.00	0.00	0.00	1,500.00
<b>SUBTOTAL OFFICE SUPPLIES</b>	<b>83,842.00</b>	<b>2,740.38</b>	<b>69,581.59</b>	<b>82.99</b>	<b>14,260.41</b>
<u>EQUIPMENT PURCHASES</u>					
<u>OTHER EXPENSES</u>					
02-5-18-895 CAPITAL LEASE PAYMENTS	32,253.00	1,626.05	24,563.85	76.16	7,689.15
<b>SUBTOTAL OTHER EXPENSES</b>	<b>32,253.00</b>	<b>1,626.05</b>	<b>24,563.85</b>	<b>76.16</b>	<b>7,689.15</b>
<b>TOTAL EXPENDITURES</b>	<b>255,965.00</b>	<b>13,192.45</b>	<b>227,187.55</b>	<b>88.76</b>	<b>0.00</b>
REVENUES OVER/(UNDER) EXPENDITURES	( 198,056.00)	( 10,118.45)	( 180,006.70)		0.00

CITY OF OSCEOLA  
REVENUE & EXPENSE REPORT (UNAUDITED)  
AS OF: NOVEMBER 30TH, 2019

02 -CITY GENERAL FUND  
HUMANE SHELTER FUND

91.67% OF YEAR COMP.

	CURRENT BUDGET	CURRENT PERIOD	YEAR TO DATE ACTUAL	% OF BUDGET	BUDGET BALANCE
<u>REVENUES</u>					
02-4-19-340 ANIMAL SHELTER RECEIPTS	2,500.00	190.00	1,911.15	76.45	588.85
02-4-19-395 MISCELLANEOUS	0.00	0.00	403.00	0.00 (	403.00)
TOTAL REVENUES	2,500.00	190.00	2,314.15	92.57	0.00
<u>EXPENDITURES</u>					
<u>SALARIES</u>					
02-5-19-400 SALARIES	83,958.00	5,447.46	52,134.87	62.10	31,823.13
02-5-19-455 TEMP SERVICE WAGES	0.00	2,670.36	47,899.40	0.00 (	47,899.40)
SUBTOTAL SALARIES	83,958.00	8,117.82	100,034.27	119.15 (	16,076.27)
<u>PERSONNEL EXPENSES</u>					
02-5-19-502 PAYROLL TAX	6,423.00	410.32	3,911.43	60.90	2,511.57
02-5-19-503 GROUP INSURANCE	8,600.00	76.83	4,463.57	51.90	4,136.43
02-5-19-504 PENSION EXPENSE	1,250.00	93.56	1,119.98	89.60	130.02
02-5-19-510 TRAVEL & TRAINING EXPENSE	1,000.00	0.00	39.24	3.92	960.76
02-5-19-515 SAFETY SUPPLIES	200.00	0.00	38.50	19.25	161.50
02-5-19-580 UNIFORM EXPENSE	1,100.00	0.00	337.70	30.70	762.30
SUBTOTAL PERSONNEL EXPENSES	18,573.00	580.71	9,910.42	53.36	8,662.58
<u>OFFICE SUPPLIES</u>					
02-5-19-601 MATERIALS AND SUPPLIES	26,000.00	2,068.34	22,853.52	87.90	3,146.48
02-5-19-610 TELEPHONE	9,800.00	1,377.36	9,865.94	100.67 (	65.94)
02-5-19-611 VET BILLS	10,000.00	549.27	6,038.63	60.39	3,961.37
02-5-19-619 BUILDING EXPENSE	4,000.00	83.60	3,038.52	75.96	961.48
02-5-19-620 UTILITIES	1,600.00	27.71	1,331.40	83.21	268.60
02-5-19-630 INSURANCE	1,400.00	598.59	1,407.97	100.57 (	7.97)
02-5-19-648 IMMUNIZATIONS & PHYSICALS	500.00	0.00	32.00	6.40	468.00
02-5-19-650 REPAIRS & MAINTENANCE - VEH	1,500.00	0.00	1,400.24	93.35	99.76
02-5-19-651 OPERATING EXPENSES - VEHICL	3,000.00	232.49	3,231.53	107.72 (	231.53)
SUBTOTAL OFFICE SUPPLIES	57,800.00	4,937.36	49,199.75	85.12	8,600.25
<u>EQUIPMENT PURCHASES</u>					
<u>OTHER EXPENSES</u>					
TOTAL EXPENDITURES	160,331.00	13,635.89	159,144.44	99.26	0.00
REVENUES OVER/(UNDER) EXPENDITURES	( 157,831.00)	( 13,445.89)	( 156,830.29)		0.00

CITY OF OSCEOLA  
REVENUE & EXPENSE REPORT (UNAUDITED)  
AS OF: NOVEMBER 30TH, 2019

02 -CITY GENERAL FUND

91.67% OF YEAR COMP.

	CURRENT BUDGET	CURRENT PERIOD	YEAR TO DATE ACTUAL	% OF BUDGET	BUDGET BALANCE
FUND TOTAL REVENUES	4,261,733.00	141,721.11	4,351,541.93	102.11	0.00
FUND TOTAL EXPENDITURES	<u>5,510,556.00</u>	<u>827,632.75</u>	<u>5,594,908.21</u>	<u>101.53</u>	<u>0.00</u>
REVENUES OVER/(UNDER) EXPENDITURES	( 1,248,823.00)	( 685,911.64)	( 1,243,366.28)		0.00



CITY OF OSCEOLA  
BALANCE SHEET  
AS OF: NOVEMBER 30TH, 2019

## 03 -STREET FUND

ACCOUNT #	ACCOUNT DESCRIPTION	BALANCE
<b>ASSETS</b>		
=====		
03-106	FNBEA-STREET FUND(9910)	136.70
03-115	BANCORP-STREET FUND(0449)	131,488.93
03-127	TAX RECEIPTS RECEIVABLE	1,585.42
03-130	DUE TO/FROM OTHER FUNDS	( 1,004,879.10)
		( 871,668.05)
TOTAL ASSETS		( 871,668.05)
		=====
<b>LIABILITIES</b>		
=====		
03-201	ACCOUNTS PAYABLE	23,230.58
03-236	ACCRUED WAGES	16,536.13
03-246	ASSIGNED REVENUE-FUTURE EXP	76,036.92
	TOTAL LIABILITIES	115,803.63
<b>EQUITY</b>		
=====		
03-291	BEGINNING FUND BALANCE	( 676,915.15)
	TOTAL BEGINNING EQUITY	( 676,915.15)
TOTAL REVENUE		511,969.87
TOTAL EXPENSES		822,526.40
TOTAL REVENUE OVER/(UNDER) EXPENSES		( 310,556.53)
TOTAL EQUITY & REV. OVER/(UNDER) EXP.		( 987,471.68)
TOTAL LIABILITIES, EQUITY & REV.OVER/(UNDER) EXP.		( 871,668.05)
		=====

CITY OF OSCEOLA  
REVENUE & EXPENSE REPORT (UNAUDITED)  
AS OF: NOVEMBER 30TH, 2019

03 -STREET FUND  
STREET DEPT

91.67% OF YEAR COMP.

	CURRENT BUDGET	CURRENT PERIOD	YEAR TO DATE ACTUAL	% OF BUDGET	BUDGET BALANCE
<b>REVENUES</b>					
03-4-06-322 DEBRIS REMOVAL	0.00	60.00	60.00	0.00 (	60.00)
03-4-06-386 STREET REVENUE TURNBACK	538,435.00	45,205.60	510,036.50	94.73	28,398.50
03-4-06-390 INTEREST INCOME	36.00	5.68	43.37	120.47 (	7.37)
03-4-06-391 LOT MOWING	0.00	0.00	1,050.00	0.00 (	1,050.00)
03-4-06-395 MISCELLANEOUS	0.00	0.00	780.00	0.00 (	780.00)
<b>TOTAL REVENUES</b>	<b>538,471.00</b>	<b>45,271.28</b>	<b>511,969.87</b>	<b>95.08</b>	<b>0.00</b>
<b>EXPENDITURES</b>					
<b>SALARIES</b>					
03-5-06-441 WAGES-STREET EMPLOYEES	492,262.00	33,705.09	391,867.21	79.61	100,394.79
03-5-06-455 TEMP SERVICES WAGES	108,000.00	3,104.76	65,832.32	60.96	42,167.68
<b>SUBTOTAL SALARIES</b>	<b>600,262.00</b>	<b>36,809.85</b>	<b>457,699.53</b>	<b>76.25</b>	<b>142,562.47</b>
<b>PERSONNEL EXPENSES</b>					
03-5-06-502 PAYROLL TAX	37,658.00	2,518.45	29,113.16	77.31	8,544.84
03-5-06-503 GROUP INSURANCE	54,500.00	683.44	47,641.17	87.41	6,858.83
03-5-06-504 PENSION EXPENSE	10,600.00	770.21	9,314.83	87.88	1,285.17
03-5-06-510 TRAVEL & TRAINING EXPENSE	800.00	0.00	2,049.87	256.23 (	1,249.87)
03-5-06-515 SAFETY SUPPLIES	9,925.00	178.25	3,313.15	33.38	6,611.85
03-5-06-580 UNIFORM EXPENSE	3,200.00	250.22	3,109.43	97.17	90.57
<b>SUBTOTAL PERSONNEL EXPENSES</b>	<b>116,683.00</b>	<b>4,400.57</b>	<b>94,541.61</b>	<b>81.02</b>	<b>22,141.39</b>
<b>OFFICE SUPPLIES</b>					
03-5-06-601 MATERIALS AND SUPPLIES	35,000.00	322.70	20,817.87	59.48	14,182.13
03-5-06-610 TELEPHONE	6,500.00	1,337.81	8,000.60	123.09 (	1,500.60)
03-5-06-619 BUILDING EXPENSE	15,000.00	977.04	14,294.10	95.29	705.90
03-5-06-620 UTILITIES	0.00	217.14	529.85	0.00 (	529.85)
03-5-06-630 INSURANCE	27,500.00	257.49	21,359.26	77.67	6,140.74
03-5-06-640 DUES, MBRSHPS & SUBSCRIPTIO	500.00	0.00	0.00	0.00	500.00
03-5-06-647 LICENSES	0.00	35.00	85.00	0.00 (	85.00)
03-5-06-648 IMMUNIZATIONS & PHYSICALS	850.00	382.00	1,213.00	142.71 (	363.00)
03-5-06-650 REPAIRS & MAINTENANCE - VEH	60,000.00	2,225.28	38,643.69	64.41	21,356.31
03-5-06-651 OPERATING EXPENSES - VEHICL	75,000.00	5,210.11	61,964.24	82.62	13,035.76
<b>SUBTOTAL OFFICE SUPPLIES</b>	<b>220,350.00</b>	<b>10,964.57</b>	<b>166,907.61</b>	<b>75.75</b>	<b>53,442.39</b>
<b>EQUIPMENT PURCHASES</b>					
03-5-06-750 ASPHALT	10,000.00	0.00	3,824.25	38.24	6,175.75
03-5-06-751 GRAVEL	1,500.00	0.00	0.00	0.00	1,500.00
03-5-06-752 CULVERTS & DRAINS, ETC.	2,000.00	0.00	0.00	0.00	2,000.00
03-5-06-753 STREET-REPAIR CONTRACT	125,000.00	0.00	0.00	0.00	125,000.00
03-5-06-755 STREET PAINTING	1,000.00	0.00	0.00	0.00	1,000.00
03-5-06-756 SIGNS	2,000.00	1,014.02	1,424.89	71.24	575.11
<b>SUBTOTAL EQUIPMENT PURCHASES</b>	<b>141,500.00</b>	<b>1,014.02</b>	<b>5,249.14</b>	<b>3.71</b>	<b>136,250.86</b>

CITY OF OSCEOLA  
REVENUE & EXPENSE REPORT (UNAUDITED)  
AS OF: NOVEMBER 30TH, 2019

03 -STREET FUND  
STREET DEPT

91.67% OF YEAR COMP.

	CURRENT BUDGET	CURRENT PERIOD	YEAR TO DATE ACTUAL	% OF BUDGET	BUDGET BALANCE
<u>OTHER EXPENSES</u>					
03-5-06-840 DUMPING-DISPOSAL	47,000.00	4,622.77	56,205.90	119.59 (	9,205.90)
03-5-06-895 CAPITAL LEASE PAYMENTS	46,524.00	11,128.59	42,670.98	91.72	3,853.02
03-5-06-899 MISCELLANEOUS	<u>0.00</u>	<u>0.00</u>	<u>( 748.37)</u>	<u>0.00</u>	<u>748.37</u>
SUBTOTAL OTHER EXPENSES	93,524.00	15,751.36	98,128.51	104.92 (	4,604.51)
<u>TRANSFERS</u>					
TOTAL EXPENDITURES	<u>1,172,319.00</u>	<u>68,940.37</u>	<u>822,526.40</u>	<u>70.16</u>	<u>0.00</u>
REVENUES OVER/(UNDER) EXPENDITURES	( 633,848.00)	( 23,669.09)	( 310,556.53)		0.00

CITY OF OSCEOLA  
REVENUE & EXPENSE REPORT (UNAUDITED)  
AS OF: NOVEMBER 30TH, 2019

03 -STREET FUND

91.67% OF YEAR COMP.

	CURRENT BUDGET	CURRENT PERIOD	YEAR TO DATE ACTUAL	% OF BUDGET	BUDGET BALANCE
FUND TOTAL REVENUES	538,471.00	45,271.28	511,969.87	95.08	0.00
FUND TOTAL EXPENDITURES	<u>1,172,319.00</u>	<u>68,940.37</u>	<u>822,526.40</u>	<u>70.16</u>	<u>0.00</u>
REVENUES OVER/ (UNDER) EXPENDITURES	{ 633,848.00}	{ 23,669.09}	{ 310,556.53}		0.00

## 04 -SANITATION FUND

ACCOUNT #	ACCOUNT DESCRIPTION	BALANCE	
<b>ASSETS</b>			
=====			
04-106	FNBEA-SANITATION FUND(9929)	2,321.92	
04-107	FNBEA SANITATION	4,987.95	
04-114	PREPAID INSURANCE	1,102.00	
04-115	BANCORP-SANITATION FUND(9951)	3,991.26	
04-130	DUE TO/FROM OTHER FUNDS	( 19,133.14)	
04-185	TOOLS AND EQUIPMENT	2,334,265.64	
04-188	LAND PLANT SITE	47,257.70	
04-189	AUTO & TRUCKS	27,719.68	
04-193	WASTE TO ENERGY FACILITY	1,444,544.38	
04-194	RESERVE FOR DEPR WASTE FACILIT	( 1,983,179.61)	
		<u>1,863,877.78</u>	
	TOTAL ASSETS		<u>1,863,877.78</u>
<b>LIABILITIES</b>			
=====			
04-201	ACCOUNTS PAYABLE	16,710.12	
04-232	COMPENSATED ABSENCES	11,199.88	
04-236	ACCRUED WAGES	12,620.64	
04-241	ACCRUED INTEREST PAYABLE	353.28	
04-263	N/P BCS COMM L GARBAGE TRUCK	231,156.12	
04-267	N/P BCS KNUCKLEBOOM TRUCK	122,380.01	
04-269	N/P BCS COMM L ROLL-OFF	108,357.28	
04-270	N/P BCS RESIDNTL GARBAGE TRUCK	209,042.91	
04-272	N/P BCS JOHN DEERE BACKHOE	13,311.46	
04-280	CONTRIBUTED CAPITAL	693,653.25	
	TOTAL LIABILITIES	<u>1,418,784.95</u>	
<b>EQUITY</b>			
=====			
04-290	RETAINED EARNINGS	546,224.03	
	TOTAL BEGINNING EQUITY	<u>546,224.03</u>	
	TOTAL REVENUE	896,948.58	
	TOTAL EXPENSES	<u>998,079.78</u>	
	TOTAL REVENUE OVER/(UNDER) EXPENSES	( 101,131.20)	
	TOTAL EQUITY & REV. OVER/(UNDER) EXP.	<u>445,092.83</u>	
	TOTAL LIABILITIES, EQUITY & REV.OVER/(UNDER) EXP.		<u>1,863,877.78</u>

CITY OF OSCEOLA  
REVENUE & EXPENSE REPORT (UNAUDITED)  
AS OF: NOVEMBER 30TH, 2019

04 -SANITATION FUND  
SANITATION

91.67% OF YEAR COMP.

	CURRENT BUDGET	CURRENT PERIOD	YEAR TO DATE ACTUAL	% OF BUDGET	BUDGET BALANCE
<u>REVENUES</u>					
04-4-07-300 SALES	854,755.00	70,707.13	771,765.71	90.29	82,989.29
04-4-07-390 INTEREST INCOME	24.00	0.91	48.70	202.92 (	24.70)
04-4-07-395 MISCELLANEOUS	0.00	0.00	3,574.61	0.00 (	3,574.61)
04-4-07-396 GRANT INCOME	0.00	0.00	21,710.25	0.00 (	21,710.25)
<b>TOTAL REVENUES</b>	<b>854,779.00</b>	<b>70,708.04</b>	<b>797,099.27</b>	<b>93.25</b>	<b>0.00</b>
<u>EXPENDITURES</u>					
<u>SALARIES</u>					
04-5-07-450 SALARY SUPERVISOR	60,652.00	0.00	0.00	0.00	60,652.00
04-5-07-451 WAGES-GARBAGE COLLECTIONS	281,830.00	29,862.08	323,044.32	114.62 (	41,214.32)
04-5-07-455 TEMP SERVICE WAGES	48,000.00	2,253.30	36,261.33	75.54	11,738.67
<b>SUBTOTAL SALARIES</b>	<b>390,482.00</b>	<b>32,115.38</b>	<b>359,305.65</b>	<b>92.02</b>	<b>31,176.35</b>
<u>PERSONNEL EXPENSES</u>					
04-5-07-502 PAYROLL TAX	26,200.00	2,219.44	23,932.73	91.35	2,267.27
04-5-07-503 GROUP INSURANCE	28,500.00	392.03	29,715.41	104.26 (	1,215.41)
04-5-07-504 PENSION EXPENSE	10,500.00	663.44	8,471.24	80.68	2,028.76
04-5-07-510 TRAVEL & TRAINING EXPENSE	0.00	0.00	742.66	0.00 (	742.66)
04-5-07-515 SAFETY SUPPLIES	5,900.00	0.00	2,329.08	39.48	3,570.92
04-5-07-580 UNIFORM EXPENSE	1,800.00	448.85	5,089.27	282.74 (	3,289.27)
<b>SUBTOTAL PERSONNEL EXPENSES</b>	<b>72,900.00</b>	<b>3,723.76</b>	<b>70,280.39</b>	<b>96.41</b>	<b>2,619.61</b>
<u>OFFICE SUPPLIES</u>					
04-5-07-601 MATERIALS AND SUPPLIES	10,000.00	216.17	19,676.88	196.77 (	9,676.88)
04-5-07-610 TELEPHONE	4,500.00	877.73	3,648.77	81.08	851.23
04-5-07-619 BUILDING EXPENSE	3,600.00	1,095.61	5,079.21	141.09 (	1,479.21)
04-5-07-620 UTILITIES	1,400.00	0.00	2,104.01	150.29 (	704.01)
04-5-07-630 INSURANCE	21,800.00	543.97	17,442.50	80.01	4,357.50
04-5-07-642 GARBAGE BAGS	16,000.00 (	756.00)	16,173.72	101.09 (	173.72)
04-5-07-647 LICENSES	1,250.00	0.00	725.00	58.00	525.00
04-5-07-648 IMMUNIZATIONS & PHYSICALS	250.00	0.00	175.00	70.00	75.00
04-5-07-650 REPAIRS & MAINTENANCE - VEH	18,500.00	1,014.11	31,276.01	169.06 (	12,776.01)
04-5-07-651 OPERATING EXPENSES - VEHICL	38,000.00	4,618.72	37,751.86	99.35	248.14
<b>SUBTOTAL OFFICE SUPPLIES</b>	<b>115,300.00</b>	<b>7,610.31</b>	<b>134,052.96</b>	<b>116.26 (</b>	<b>18,752.96)</b>
<u>EQUIPMENT PURCHASES</u>					
04-5-07-764 DEPRECIATION EXPENSE	198,000.00	0.00	165,000.00	83.33	33,000.00
<b>SUBTOTAL EQUIPMENT PURCHASES</b>	<b>198,000.00</b>	<b>0.00</b>	<b>165,000.00</b>	<b>83.33</b>	<b>33,000.00</b>

CITY OF OSCEOLA  
REVENUE & EXPENSE REPORT (UNAUDITED)  
AS OF: NOVEMBER 30TH, 2019

04 -SANITATION FUND  
SANITATION

91.67% OF YEAR COMP.

	CURRENT BUDGET	CURRENT PERIOD	YEAR TO DATE ACTUAL	% OF BUDGET	BUDGET BALANCE
<u>OTHER EXPENSES</u>					
04-5-07-840 DUMPING-DISPOSAL	220,000.00	15,509.90	170,849.62	77.66	49,150.38
04-5-07-886 INTEREST EXPENSE	<u>22,200.00</u>	<u>2,931.24</u>	<u>21,621.79</u>	<u>97.40</u>	<u>578.21</u>
SUBTOTAL OTHER EXPENSES	242,200.00	18,441.14	192,471.41	79.47	49,728.59
<u>TRANSFERS</u>					
<hr/>					
TOTAL EXPENDITURES	1,018,882.00	61,890.59	921,110.41	90.40	0.00
<hr/>					
REVENUES OVER/(UNDER) EXPENDITURES	( 164,103.00)	8,817.45	( 124,011.14)		0.00

CITY OF OSCEOLA  
REVENUE & EXPENSE REPORT (UNAUDITED)  
AS OF: NOVEMBER 30TH, 2019

04 -SANITATION FUND  
COMPOSTING DEPT

91.67% OF YEAR COMP.

	CURRENT BUDGET	CURRENT PERIOD	YEAR TO DATE ACTUAL	% OF BUDGET	BUDGET BALANCE
<u>REVENUES</u>					
<u>EXPENDITURES</u>					
<u>SALARIES</u>					
<u>PERSONNEL EXPENSES</u>					
<u>OFFICE SUPPLIES</u>					
04-5-10-601 MATERIALS AND SUPPLIES	1,000.00	0.00	786.31	78.63	213.69
04-5-10-650 REPAIRS & MAINTENANCE - VEH	15,000.00	0.00	4,790.11	31.93	10,209.89
04-5-10-651 OPERATING EXPENSES - VEHICL	2,500.00	0.00	0.00	0.00	2,500.00
SUBTOTAL OFFICE SUPPLIES	18,500.00	0.00	5,576.42	30.14	12,923.58
<u>EQUIPMENT PURCHASES</u>					
<u>OTHER EXPENSES</u>					
TOTAL EXPENDITURES	18,500.00	0.00	5,576.42	30.14	0.00
REVENUES OVER/(UNDER) EXPENDITURES	( 18,500.00)	0.00	( 5,576.42)		0.00



CITY OF OSCEOLA  
REVENUE & EXPENSE REPORT (UNAUDITED)  
AS OF: NOVEMBER 30TH, 2019

04 -SANITATION FUND  
PEST CONTROL FUND

91.67% OF YEAR COMP.

	CURRENT BUDGET	CURRENT PERIOD	YEAR TO DATE ACTUAL	% OF BUDGET	BUDGET BALANCE
<u>REVENUES</u>					
04-4-20-300 SALES	107,772.00	9,137.49	99,849.31	92.65	7,922.69
<hr/>					
TOTAL REVENUES	107,772.00	9,137.49	99,849.31	92.65	0.00
<hr/>					
<u>EXPENDITURES</u>					
<u>SALARIES</u>					
<hr/>					
<u>PERSONNEL EXPENSES</u>					
<hr/>					
<u>OFFICE SUPPLIES</u>					
04-5-20-601 MATERIALS AND SUPPLIES	1,500.00	0.00	559.61	37.31	940.39
04-5-20-602 CHEMICALS AND SUPPLIES	85,000.00	0.00	70,833.34	83.33	14,166.66
SUBTOTAL OFFICE SUPPLIES	86,500.00	0.00	71,392.95	82.54	15,107.05
<hr/>					
<u>EQUIPMENT PURCHASES</u>					
<hr/>					
TOTAL EXPENDITURES	86,500.00	0.00	71,392.95	82.54	0.00
<hr/>					
REVENUES OVER/ (UNDER) EXPENDITURES	21,272.00	9,137.49	28,456.36		0.00

CITY OF OSCEOLA  
REVENUE & EXPENSE REPORT (UNAUDITED)  
AS OF: NOVEMBER 30TH, 2019

04 -SANITATION FUND

91.67% OF YEAR COMP.

	CURRENT BUDGET	CURRENT PERIOD	YEAR TO DATE ACTUAL	% OF BUDGET	BUDGET BALANCE
FUND TOTAL REVENUES	962,551.00	79,845.53	896,948.58	93.18	0.00
FUND TOTAL EXPENDITURES	<u>1,123,882.00</u>	<u>61,890.59</u>	<u>998,079.78</u>	<u>88.81</u>	<u>0.00</u>
REVENUES OVER/(UNDER) EXPENDITURES	( 161,331.00)	17,954.94	( 101,131.20)		0.00

CITY OF OSCEOLA  
BALANCE SHEET  
AS OF: NOVEMBER 30TH, 2019

05 -AIRPORT FUND

ACCOUNT #	ACCOUNT DESCRIPTION	BALANCE	
<b>ASSETS</b>			
=====			
05-101	REGIONS-AIRPORT OPERATING(680)	500.00	
05-105	BANCORP-AIRPORT GRANT(6248)	73,269.69	
05-130	DUE TO/FROM OTHER FUNDS	( 33,836.66)	
			<u>39,933.03</u>
TOTAL ASSETS			<u>39,933.03</u>
			=====
<b>LIABILITIES</b>			
=====			
<b>EQUITY</b>			
=====			
05-291	BEGINNING FUND BALANCE	57,332.72	
	TOTAL BEGINNING EQUITY	57,332.72	
TOTAL REVENUE		3,034.27	
TOTAL EXPENSES		20,433.96	
TOTAL REVENUE OVER/(UNDER) EXPENSES		( 17,399.69)	
TOTAL EQUITY & REV. OVER/(UNDER) EXP.			<u>39,933.03</u>
TOTAL LIABILITIES, EQUITY & REV.OVER/(UNDER) EXP.			<u>39,933.03</u>
			=====

CITY OF OSCEOLA  
REVENUE & EXPENSE REPORT (UNAUDITED)  
AS OF: NOVEMBER 30TH, 2019

05 -AIRPORT FUND  
AIRPORT

91.67% OF YEAR COMP.

	CURRENT BUDGET	CURRENT PERIOD	YEAR TO DATE ACTUAL	% OF BUDGET	BUDGET BALANCE
<u>REVENUES</u>					
05-4-09-390 INTEREST INCOME	0.00	3.01	34.27	0.00 (	34.27)
05-4-09-391 RENTAL INCOME	0.00	0.00	3,000.00	0.00 (	3,000.00)
TOTAL REVENUES	0.00	3.01	3,034.27	0.00	0.00
<u>EXPENDITURES</u>					
<u>SALARIES</u>					
05-5-09-400 SALARIES	0.00	500.00	5,500.00	0.00 (	5,500.00)
SUBTOTAL SALARIES	0.00	500.00	5,500.00	0.00 (	5,500.00)
<u>PERSONNEL EXPENSES</u>					
05-5-09-502 PAYROLL TAX	0.00	6.95	76.45	0.00 (	76.45)
05-5-09-503 GROUP INSURANCE	0.00	32.59	7,568.72	0.00 (	7,568.72)
SUBTOTAL PERSONNEL EXPENSES	0.00	39.54	7,645.17	0.00 (	7,645.17)
<u>OFFICE SUPPLIES</u>					
05-5-09-601 MATERIALS AND SUPPLIES	0.00	0.00	562.06	0.00 (	562.06)
05-5-09-619 BUILDING EXPENSE	0.00	1,021.63	5,394.45	0.00 (	5,394.45)
05-5-09-630 INSURANCE	0.00	27.78	328.28	0.00 (	328.28)
05-5-09-647 LICENSES	0.00	0.00	80.00	0.00 (	80.00)
05-5-09-649 REPAIRS AND MAINTENANCE	0.00	0.00	924.00	0.00 (	924.00)
SUBTOTAL OFFICE SUPPLIES	0.00	1,049.41	7,288.79	0.00 (	7,288.79)
<u>EQUIPMENT PURCHASES</u>					
<u>OTHER EXPENSES</u>					
<u>TRANSFERS</u>					
TOTAL EXPENDITURES	0.00	1,588.95	20,433.96	0.00	0.00
REVENUES OVER/(UNDER) EXPENDITURES	0.00 (	1,585.94) (	17,399.69)		0.00

CITY OF OSCEOLA  
REVENUE & EXPENSE REPORT (UNAUDITED)  
AS OF: NOVEMBER 30TH, 2019

PAGE: 2

05 -AIRPORT FUND

91.67% OF YEAR COMP.

	CURRENT BUDGET	CURRENT PERIOD	YEAR TO DATE ACTUAL	% OF BUDGET	BUDGET BALANCE
FUND TOTAL REVENUES	0.00	3.01	3,034.27	0.00	0.00
FUND TOTAL EXPENDITURES	<u>0.00</u>	<u>1,588.95</u>	<u>20,433.96</u>	<u>0.00</u>	<u>0.00</u>
REVENUES OVER/(UNDER) EXPENDITURES	0.00 (	1,585.94) (	17,399.69)		0.00
	=====	=====	=====		=====

CITY OF OSCEOLA  
BALANCE SHEET  
AS OF: NOVEMBER 30TH, 2019

## 07 -FIREMEN'S PENSION FUND

ACCOUNT #	ACCOUNT DESCRIPTION	BALANCE
<u>ASSETS</u>		
<u>=====</u>		
07-115	BANCORP-FIRE PENSION(6557)	20,548.80
07-158	CHARLES SCHWAB	<u>2,503,982.41</u>
		<u>2,524,531.21</u>
TOTAL ASSETS		<u>2,524,531.21</u>
		<u>=====</u>
<u>LIABILITIES</u>		
<u>=====</u>		
<u>EQUITY</u>		
<u>=====</u>		
07-292	RESERVE FOR RETIREMENT BENEFIT	<u>2,721,064.36</u>
	TOTAL BEGINNING EQUITY	<u>2,721,064.36</u>
TOTAL REVENUE		16,706.99
TOTAL EXPENSES		<u>213,240.14</u>
TOTAL REVENUE OVER/(UNDER) EXPENSES		( 196,533.15)
TOTAL EQUITY & REV. OVER/(UNDER) EXP.		<u>2,524,531.21</u>
TOTAL LIABILITIES, EQUITY & REV.OVER/(UNDER) EXP.		<u>2,524,531.21</u>
		<u>=====</u>

CITY OF OSCEOLA  
REVENUE & EXPENSE REPORT (UNAUDITED)  
AS OF: NOVEMBER 30TH, 2019

07 -FIREMEN'S PENSION FUND  
FIREMEN'S PENSION

91.67% OF YEAR COMP.

	CURRENT BUDGET	CURRENT PERIOD	YEAR TO DATE ACTUAL	% OF BUDGET	BUDGET BALANCE
<u>REVENUES</u>					
07-4-17-379 FUTURE SUPPLEMENT FIRE	0.00	0.00	16,680.00	0.00 (	16,680.00)
07-4-17-390 INTEREST INCOME	0.00	1.50	26.99	0.00 (	26.99)
 TOTAL REVENUES	 0.00	 1.50	 16,706.99	 0.00	 0.00
<u>EXPENDITURES</u>					
<u>PERSONNEL EXPENSES</u>					
07-5-17-504 PENSION EXPENSE	0.00	17,731.50	212,276.50	0.00 (	212,276.50)
SUBTOTAL PERSONNEL EXPENSES	0.00	17,731.50	212,276.50	0.00 (	212,276.50)
<u>OFFICE SUPPLIES</u>					
07-5-17-601 MATERIALS AND SUPPLIES	0.00	0.00	238.64	0.00 (	238.64)
07-5-17-643 ACCOUNTING & PROFESSIONAL F	0.00	0.00	725.00	0.00 (	725.00)
SUBTOTAL OFFICE SUPPLIES	0.00	0.00	963.64	0.00 (	963.64)
<u>OTHER EXPENSES</u>					
<u>TRANSFERS</u>					
 TOTAL EXPENDITURES	 0.00	 17,731.50	 213,240.14	 0.00	 0.00
 REVENUES OVER/ (UNDER) EXPENDITURES	 0.00 (	 17,730.00)	 196,533.15)		 0.00

CITY OF OSCEOLA  
REVENUE & EXPENSE REPORT (UNAUDITED)  
AS OF: NOVEMBER 30TH, 2019

07 -FIREMEN'S PENSION FUND

91.67% OF YEAR COMP.

	CURRENT BUDGET	CURRENT PERIOD	YEAR TO DATE ACTUAL	% OF BUDGET	BUDGET BALANCE
FUND TOTAL REVENUES	0.00	1.50	16,706.99	0.00	0.00
FUND TOTAL EXPENDITURES	<u>0.00</u>	<u>17,731.50</u>	<u>213,240.14</u>	<u>0.00</u>	<u>0.00</u>
REVENUES OVER/(UNDER) EXPENDITURES	0.00	{ 17,730.00}	{ 196,533.15}		0.00



## 08 -OSCEOLA RIVERPORT FUND

ACCOUNT #	ACCOUNT DESCRIPTION	BALANCE	
<b>ASSETS</b>			
=====			
08-101	CASH GRANT ACCOUNT	30,500.00	
08-113	ACCRUED RECEIVABLE	( 25,585.60)	
08-130	DUE TO/FROM OTHER FUNDS	34,397.38	
08-188	LAND RIGHT OF WAY	50,050.00	
08-191	BUILDINGS & FACILITIES	4,264,352.20	
08-192	ACCUMULATED DEPRECIATION	( 1,592,664.58)	
		<u>2,761,049.40</u>	
TOTAL ASSETS			<u>2,761,049.40</u>
=====			
<b>LIABILITIES</b>			
=====			
08-207	UNEARNED LEASE INCOME	2,500.00	
08-280	CONTRIBUTED CAPITAL	<u>103,719.13</u>	
	TOTAL LIABILITIES		<u>106,219.13</u>
<b>EQUITY</b>			
=====			
08-290	RETAINED EARNINGS	<u>2,149,932.89</u>	
	TOTAL BEGINNING EQUITY	<u>2,149,932.89</u>	
TOTAL REVENUE		<u>504,897.38</u>	
TOTAL REVENUE OVER/(UNDER) EXPENSES		504,897.38	
TOTAL EQUITY & REV. OVER/(UNDER) EXP.		<u>2,654,830.27</u>	
TOTAL LIABILITIES, EQUITY & REV.OVER/(UNDER) EXP.			<u>2,761,049.40</u>
=====			

CITY OF OSCEOLA  
REVENUE & EXPENSE REPORT (UNAUDITED)  
AS OF: NOVEMBER 30TH, 2019

08 -OSCEOLA RIVERPORT FUND

91.67% OF YEAR COMP.

CURRENT BUDGET	CURRENT PERIOD	YEAR TO DATE ACTUAL	% OF BUDGET	BUDGET BALANCE
=====	=====	=====	=====	=====

DEPARTMENT	FUND	VENDOR NAME	DESCRIPTION	AMOUNT
NON-DEPARTMENTAL	OSCEOLA LIGHT & PO ACSC		CS# 087919999/066481613	216.00
			CS# 087919999/066481613	216.00
			CS#577649658/377659089	360.00
			CS#577649658/377659089	360.00
			COLLINS #008126025	231.00
			COLLINS #008126025	231.00
			CASE ID:141129637- T.BAKER	184.00
			CASE ID:141129637- T.BAKER	184.00
			K.MARTIN-CASE#632964899	110.00
			K.MARTIN-CASE#632964899	110.00
			CS#022394788	348.00
			CS#022394788	348.00
		DEPT OF FINANCE	STATE W/H	2,559.64
			STATE W/H	815.68
			STATE W/H	2,523.59
		OMLP PAYROLL	OMLP PY 2019.11.07 BCS	5,339.78
			OMLP PY 2019.11.07 REG DD	38,781.45
			OMLP CHRISTMAS BONUS 2019	22,678.78
			OMLP PY 2019.11.21 BCS	5,615.35
			OMLP PY 2019.11.21 REG DD	38,566.83
		MISCELLANEOUS V GOULD, TIMOTHY M	06-11700-10	7.42
		LEWIS, STEFANIE	14-09300-11	125.00
		HILL, MICHAEL	22-07500-07	69.38
		OHA TEMP.	24-32900-04	59.60
		TECHLINE LTD	TECHLINE LTD	15,556.93
		CARINA TECHNOLOGY INC	INV 4274	38.70
		PROFESSIONAL CREDIT	NO.470CV-2013-172 L COLLIN	9.13
			NO.470CV-2013-172 L COLLIN	9.13
		MJMEUC	INV 16135	576,855.58
		ENTERGY ARKANSAS INC.		23,250.33
		FIRST NATIONAL BANK	FIRST NATIONAL BANK ACCT16	24,532.71
		BANCORPSOUTH EQUIP FINANCE	BANCORPSOUTH EQUIP FINANCE	5,680.31
		EFTPS	FEDERAL W/H	5,807.94
			FEDERAL W/H	1,836.77
			FEDERAL W/H	5,668.16
			FICA W/H	3,818.35
			FICA W/H	1,700.68
			FICA W/H	3,810.63
			MEDICARE W/H	892.97
			MEDICARE W/H	397.74
			MEDICARE W/H	891.19
		MISSISSIPPI COUNTY ELECTRIC CORP, INC.	MISSISSIPPI COUNTY ELECTRI	762,457.41
			TOTAL:	1,553,255.16
ELECTRIC DEPT	OSCEOLA LIGHT & PO	WALMART COMMUNITY BRC	WALMART COMMUNITY BRC	106.49
		BUGMOBILE OF AR INC	ACCT#7212 11/4/19	41.80
		AMERICAN HERITAGE LIFE	REENTRY: M01A12844035	87.08
			REENTRY M01A12822021	256.76
		TIFCO INDUSTRIES	INV 71498824	235.99
		DENVER'S LEASING INC	INV 16642	148.51
		CITIZENS FIDELITY INS	PAYOR#07-0588716 11/7/19	130.57
		AUTOZONE	INV 2396724404	64.89
		METLIFE GROUP BENEFITS	KM05592307-0001 12/1/19	109.94
			KM05592307-0002 12/1/19	131.88
		O'REILLY AUTO STORES INC	ELECTRIC #1386536 10/28/19	686.42
			ELECTRIC #1386536 10/28/19	81.16

DEPARTMENT	FUND	VENDOR NAME	DESCRIPTION	AMOUNT
		MUNICIPAL PROPERTY PROGRAM	INV:IP19000385	870.84
		ARKANSAS ONE-CALL SYSTEM INC	ARKANSAS ONE-CALL SYSTEM I	84.83
		VERIZON WIRELESS	VERIZON WIRELESS	636.17
		DELTA VISION	CONTID: 1293520	104.62
		AT&T	AT&T	1,661.71
		EFTPS	FICA W/H	1,894.25
			FICA W/H	121.40
			FICA W/H	901.67
			FICA W/H	1,930.50
			FICA W/H	121.40
			MEDICARE W/H	442.99
			MEDICARE W/H	28.39
			MEDICARE W/H	210.88
			MEDICARE W/H	451.49
			MEDICARE W/H	28.39
		TRI STATE INDUSTRIAL SUPPLY INC.	TRI STATE INDUSTRIAL SUPPL	1,327.76
		WEX FLEET UNIVERSAL	#0496-00-268617-8 INV:6205	2,459.12
		AR. DEPT OF LABOR BOARD OF ELECTRICAL	DAY 1 TRAINING	50.00
		BLACK HILLS ENERGY	ACCT:3160-9353-97 11/6/19	95.92
			ACCT:3160-6055-42 11/6/19	35.26
		YIG ADMINISTRATION	CITY OF OSCEOLA INV#20402	97.37
		CINTAS UNIFORM CORP 206	PAYER:15946614 10/31/19	491.76
		ARAMARK	OCT STATE ELECTRIC	178.25
		VERIZON NETWORK FLEET, INC.	VERIZON NETWORK FLEET, INC	208.45
			VERIZON NETWORK FLEET, INC	175.89
		MISS CO HOSPITAL SYSTEM	MISS CO HOSPITAL SYSTEM	280.00
			TOTAL:	16,970.80
WATER DEPT	OSCEOLA LIGHT & PO	WILLIAMS EQUIPMENT & SUPPLY	WILLIAMS EQUIPMENT & SUPPL	1,242.33
		BARTON'S OF OSCEOLA	INV 5389425; 5422937 WATER	25.46
		WALMART COMMUNITY BRC	WALMART COMMUNITY BRC	497.19
		BUGMOBILE OF AR INC	ACCT#3469 11/4/19	83.60
			ACCT#3464 10/31/19	18.70
		HACH CO	INV 11700780	62.54
		HAWKS USED CARS & AUTO	HAWKS USED CARS & AUTO	383.12
		MID SOUTH SALES	INV 358932	1,222.93
		FOUNTAIN PLUMBING	FOUNTAIN PLUMBING	51.59
			OCT BILLS WATER ELEC	65.54
			OCT BILLS WATER ELEC	61.40
		KENNEMORE HOME	KENNEMORE HOME	77.12
			KENNEMORE HOME	188.10
			KENNEMORE HOME	302.48
			KENNEMORE HOME	78.51
			KENNEMORE HOME	31.56
		SMITH TIRE & AUTO INC	SMITH TIRE & AUTO INC	16.50
		AMERICAN HERITAGE LIFE	REENTRY: M01A12844035	15.60
		AT&T LONG DISTANCE	AT&T LONG DISTANCE	10.49
		METLIFE GROUP BENEFITS	KM05592307-0001 12/1/19	13.85
			KM05592307-0002 12/1/19	79.72
		USA BLUEBOOK	INV 036565	124.11
		O'REILLY AUTO STORES INC	WATER #1385874 10/28/19	28.42
		MUNICIPAL PROPERTY PROGRAM	INV:IP19000385	5,523.07
		UTILITY SERVICE CO INC	UTILITY SERVICE CO INC	876.91
		VERIZON WIRELESS	VERIZON WIRELESS	89.16
		DELTA VISION	CONTID: 1293520	23.44
		AT&T	AT&T	1,142.14

DEPARTMENT	FUND	VENDOR NAME	DESCRIPTION	AMOUNT
		EFTPS	FICA W/H	898.83
			FICA W/H	339.48
			FICA W/H	878.64
			MEDICARE W/H	210.21
			MEDICARE W/H	79.39
			MEDICARE W/H	205.48
		WEX FLEET UNIVERSAL	#0946-00-268573-3 INV:6207	1,304.16
		BLACK HILLS ENERGY	ACCT:2405-1118-13 11/6/19	29.08
		YIG ADMINISTRATION	CITY OF OSCEOLA INV#20402	75.90
		OST, LLC.	INV 9610	32.00
		CORE & MAIN	INV#984514	1,584.00
		CINTAS UNIFORM CORP 206	PAYER:15946590 10/31/19	433.12
			PAYER:15946590 10/31/19	507.25
		ARAMARK	OCT STATE WATER	89.20
		ADDIE BUGGS LLC	INV 0453	123.48
		VERIZON NETWORK FLEET, INC.	VERIZON NETWORK FLEET, INC	113.70
			VERIZON NETWORK FLEET, INC	81.14
		BRENNTAG MID-SOUTH, INC.	INV BMS411611	2,399.78
		AT&T MOBILITY	AT&T MOBILITY	1,393.46
			TOTAL:	23,113.88
SEWER DEPT	OSCEOLA LIGHT & PO	WILLIAMS EQUIPMENT & SUPPLY	INV R-3637025	143.22
		SCRUGGS EQUIPMENT CO	INV 34675	988.35
		BARTON'S OF OSCEOLA	INV 5389425; 5422937 WATER	28.66
		KENNEMORE HOME	KENNEMORE HOME	46.16
			KENNEMORE HOME	21.49
			KENNEMORE HOME	6.36
			KENNEMORE HOME	9.66
		HENARD UTILITY PRODUCTS	HENARD UTILITY PRODUCTS	1,245.61
		AMERICAN HERITAGE LIFE	REENTRY: M01A12844035	204.04
		METLIFE GROUP BENEFITS	KM05592307-0002 12/1/19	33.78
		O'REILLY AUTO STORES INC	WATER #1385874 10/28/19	17.58
			SEWER#1386545 10/28/19	118.62
		MUNICIPAL PROPERTY PROGRAM	INV:IP19000385	310.04
		APF FBO TEMPS PLUS	INV# 1489516	672.00
			INV:1490559 11/12/19	672.00
			INV:1491227 11/19/19	672.00
		VERIZON WIRELESS	VERIZON WIRELESS	166.36
		DELTA VISION	CONTID: 1293520	41.10
		ENTERGY	ACCT 76716836	168.64
		AT&T	AT&T	200.30
		EFTPS	FICA W/H	450.24
			FICA W/H	204.25
			FICA W/H	426.46
			MEDICARE W/H	105.29
			MEDICARE W/H	47.76
			MEDICARE W/H	99.74
		WEX FLEET UNIVERSAL	#0496-00-268594-9 INV62041	100.68
		BLACK HILLS ENERGY	ACCT:4671-3918-70 11/6/819	30.93
			ACCT:2995-5000-39 11/6/19	31.56
		YIG ADMINISTRATION	CITY OF OSCEOLA INV#20402	37.34
		GENFLOW, INC.	GENFLOW, INC.	1,391.00
		VERIZON NETWORK FLEET, INC.	VERIZON NETWORK FLEET, INC	113.70
			VERIZON NETWORK FLEET, INC	81.14
			TOTAL:	8,886.06

DEPARTMENT	FUND	VENDOR NAME	DESCRIPTION	AMOUNT
ADMINISTRATION	OSCEOLA LIGHT & PO	RIVERLAWN COUNTRY CLUB	RIVERLAWN COUNTRY CLUB	122.13
		WALMART COMMUNITY BRC	WALMART COMMUNITY BRC	212.44
		QUILL CORP	QUILL CORP	219.94
			QUILL CORP	154.01
			QUILL CORP	14.89
			QUILL CORP	54.78
			QUILL CORP	18.46
			QUILL CORP	91.52
			QUILL CORP	13.62
			QUILL CORP	27.48
			QUILL CORP	26.39
				27.48
			SEP/OCT CLEANUP	18.47
				9.67
		FOUNTAIN PLUMBING	INV 1435	446.98
		ARKANSAS MUNICIPAL POWER ASSOCIATION	KENNEBROCK HOME	273.29
		KENNEBROCK HOME	SMITH TIRE & AUTO INC	1,522.80
		SMITH TIRE & AUTO INC	PERMIT 155 RENEWAL	235.00
		U.S. POSTAL SERVICE	USPS CYCLE 1 BILLING POSTA	467.26
			CYCLE 2 POSTAGE 2019.11.20	369.98
			CYCLE 3 POSTAGE 11/27/19	307.17
		AMERICAN HERITAGE LIFE	REENTRY: M01A12844035	47.64
			REENTRY M01A12822021	19.92
		CITIZENS FIDELITY INS	PAYOR#07-0588716 11/7/19	26.95
		AT&T LONG DISTANCE	AT&T LONG DISTANCE	1,458.32
		METLIFE GROUP BENEFITS	KM05592307-0001 12/1/19	162.18
			KM05592307-0002 12/1/19	80.42
		O'REILLY AUTO STORES INC	ELECTRIC #1386536 10/28/19	2.01
		APF FBO TEMPS PLUS	INV# 1489516	1,201.04
			INV:1490559 11/12/19	1,250.82
			INV:1491227 11/19/19	1,247.71
		GREATAMERICA LEASING CORP	GREATAMERICA LEASING CORP	503.80
			GREATAMERICA LEASING CORP	126.51
		DISPLAY SALES	INV-021311	848.00
		FIRST NATIONAL BANK	FIRST NATIONAL BANK ACCT16	2,750.19
		VERIZON WIRELESS	VERIZON WIRELESS	76.38
		DELTA VISION	CONTID: 1293520	38.66
		SUDBURY BROADCASTING GROUP	SUDBURY BROADCASTING GROUP	200.00
		AT&T	AT&T	2,225.04
			AT&T	809.29
		MEYER & WARD CPA	INV 1409	32,500.00
		EFTPS	FICA W/H	575.03
			FICA W/H	255.28
			FICA W/H	575.03
			MEDICARE W/H	134.48
			MEDICARE W/H	59.71
			MEDICARE W/H	134.48
		AT#T	AT#T ACCT 123845338	114.72
			AT#T ACCT 123845338	114.72
		TRI STATE INDUSTRIAL SUPPLY INC.	TRI STATE INDUSTRIAL SUPPL	421.48
		BLACK HILLS ENERGY	2370-1026-74 11/6/19	52.60
		XEROX FINANCIAL SERVICES	INV:1856601 11/10/19	186.01
			INV:1856601 11/10/19	116.75
		DELTA CREATIVE	DELTA CREATIVE	440.00
			DELTA CREATIVE	440.00
		VILLAGE NEWS, INC.	STATEMENT#1554097 10/31/19	75.00

DEPARTMENT	FUND	VENDOR NAME	DESCRIPTION	AMOUNT
		YIG ADMINISTRATION	CITY OF OSCEOLA INV#20402	59.81
		CINTAS UNIFORM CORP 206	PAYER:15946587 10/31/19	573.66
		ARAMARK	OCT STAT CITY HALL	89.20
		ARAMARK- DIRECT SALES	INV#21890575 10/16/19	269.50
			INV# 21896828 10/18/19	49.20
		AT&T	AT&T	476.92
			TOTAL:	55,422.22
NON-DEPARTMENTAL	CITY GENERAL FUND	ACSC	CS# 753128700 C NEWELL	278.40
			CS# 753128700 C NEWELL	232.00
			CS# 794605686 JERRY HENRY	312.00
			CS# 794605686 JERRY HENRY	312.00
			CS# 638974059 NICHOLAS MOO	234.00
			CS# 638974059 NICHOLAS MOO	234.00
			CASE# 418593212 J. RINEY	252.00
			CASE# 418593212 J. RINEY	252.00
			CS#893240601 N MOODY	200.00
			CS#893240601 N MOODY	200.00
			CASE#908264349	259.20
			CASE#908264349	259.20
			CASE# 453674538 R.WILLIAMS	168.00
			CASE# 453674538 R.WILLIAMS	168.00
			CASE ID:802158855-C.MINOR	140.00
			CASE ID:802158855-C.MINOR	140.00
			D DUNKIN- REMIT ID#0065845	387.60
			CASE#058477764 K.KEY	100.00
			CASE#058477764 K.KEY	100.00
		OSCEOLA FIRE DEPT	FIREMAN FUND	147.29
			FIREMAN FUND	204.16
		DEPT OF FINANCE	STATE W/H	148.49
			STATE W/H	5,564.42
			STATE W/H	1,708.01
			STATE W/H	5,310.15
			STATE W/H	375.86
		CITY PAYROLL	JOHNSON TERM 11/1/19 BCS	1,970.73
			CITY PY 2019.11.07 BCS	12,348.98
			CITY PY 2019.11.07 REG DD	89,527.59
			CITY CHRISTMAS BONUS 2019	55,275.08
			CITY PY 2019.11.21 BCS	12,337.76
			CITY PY 2019.11.21 REG DD	86,855.77
			ELECTED OFFS 2019.11.25 BC	2,524.64
			ELECTED OFFS 2019.11.25 RE	6,828.67
			RETIREE MTHLY PY REGDD 11/	5,500.10
		COMMERCIAL COLLECTIONS	T.COLEMAN GARNISH	208.06
		REGION BANK	REGION BANK CITY GENERAL 0	250,000.00
			REGION BANK	50,000.00
		OSCEOLA LIGHT AND POWER	VAUGHN ACCT17-02900-01	200.00
			VAUGHN ACCT17-02900-01	200.00
		EFTPS	FEDERAL W/H	367.64
			FEDERAL W/H	11,553.75
			FEDERAL W/H	3,824.47
			FEDERAL W/H	10,934.60
			FEDERAL W/H	753.17
			FICA W/H	172.84
			FICA W/H	6,862.79
			FICA W/H	3,195.24

DEPARTMENT	FUND	VENDOR NAME	DESCRIPTION	AMOUNT
			FICA W/H	6,434.81
			FICA W/H	706.47
			MEDICARE W/H	40.42
			MEDICARE W/H	1,946.88
			MEDICARE W/H	916.34
			MEDICARE W/H	1,879.23
			MEDICARE W/H	165.22
			TOTAL:	641,218.03
ADMINISTRATION	CITY GENERAL FUND	JIM ROSS TIRE SERVICE INC	JIM ROSS TIRE SERVICE INC	22.00
		BUGMOBILE OF AR INC	ACCT 13957 11/4/19	41.80
		QUILL CORP	INV 2201709; 2227497	442.12
			QUILL CORP	192.33
		HENDERSON HEAT & AIR	HENDERSON HEAT & AIR	784.30
			HENDERSON HEAT & AIR	93.42
		FOUNTAIN PLUMBING	FOUNTAIN PLUMBING	9.61
			OCT BILLS WATER ELEC	126.53
		KENNEMORE HOME	OCT GOLF COSTON SHELTER	15.17
		SEMINOLE CONTRACTING CO	SEMINOLE CONTRACTING CO	1,295.00
		BILLY GRIFFIN	BILLY GRIFFIN	62.22
		AR DEMOCRAT GAZETTE	AR DEMOCRAT GAZETTE	276.00
		THOMAS SPEIGHT & NOBLE	THOMAS SPEIGHT & NOBLE	12,485.00
		AMERICAN HERITAGE LIFE	REENTRY: M01A12844035	44.16
			REENTRY M01A12822021	386.12
			REENTRY M01A12822021	75.68
		DENVER'S LEASING INC	DENVER'S LEASING INC	119.91
			DENVER'S LEASING INC	110.00
		METLIFE GROUP BENEFITS	KM05592307-0002 12/1/19	228.91
		MUNICIPAL PROPERTY PROGRAM	INV:IP19000385	36,449.62
			INV:IP19000385	1,085.31
			INV:IP19000385	445.50
			INV:IP19000385	68.03
		MISSISSIPPI COUNTY	MISSISSIPPI COUNTY	166,048.00
			2015 BACK PAYMENT PPES PIL	166,048.00
		ARKANSAS MUNICIPAL LEAGUE	DU2020-354	27,189.50
		PHILLIP FLEMING	PHILLIP FLEMING	633.79
		VERIZON WIRELESS	VERIZON WIRELESS	134.99
		DELTA VISION	CONTID: 1293520	29.30
			CONTID: 1293520	193.24
		EFTPS	FICA W/H	42.78
			FICA W/H	700.84
			MEDICARE W/H	10.01
			MEDICARE W/H	163.90
		HILL'S VINYL GRAPHICS	HILL'S VINYL GRAPHICS	2,337.50
		ARKANSAS MUNICIPAL LEAGUE AD&D PLAN	ARKANSAS MUNICIPAL LEAGUE	1,540.00
		OSCEOLA BOXING CLUB	OSCEOLA BOXING CLUB	2,088.72
		WEX FLEET UNIVERSAL	ACCT 0496-00-268571-7	69.47
			0496-00-268571-7 INV:62093	199.71
		BLACK HILLS ENERGY	ACCT:2368-9136-35 11/6/19	141.10
			ACCT:3204-6034-51 11/6/19	47.64
		VILLAGE NEWS, INC.	STMT:1554051 10/31/19	302.25
		YIG ADMINISTRATION	CITY OF OSCEOLA INV#20402	52.43
		SOUTHERN LAWN CARE	INV 203430	1,850.00
		GODSEY'S MR FIX-IT	GODSEY'S MR FIX-IT	2,814.34
		VERIZON NETWORK FLEET, INC.	VERIZON NETWORK FLEET, INC	37.90
		AT&T MOBILITY	AT&T MOBILITY	102.02



DEPARTMENT	FUND	VENDOR NAME	DESCRIPTION	AMOUNT
		iWORKQ	iWORKQ	2,500.00
		DELTA CYPRESS WOODWORKS	DELTA CYPRESS WOODWORKS	800.00
		CHARLES WATKINS CO.	CHARLES WATKINS CO.	36,000.00
			TOTAL:	466,936.17
POLICE DEPT	CITY GENERAL FUND	H & H BUSINESS MACHINES	H & H BUSINESS MACHINES	2,427.77
		WALMART COMMUNITY BRC	WALMART COMMUNITY BRC	99.73
			WALMART COMMUNITY BRC	25.14
		BUGMOBILE OF AR INC	ACCT#13295 11/4/19	41.80
			ACCT#3470 11/4/19	60.50
		HAWKS USED CARS & AUTO	AUG & SEP STATE	1,026.76
			HAWKS USED CARS & AUTO	760.79
		FOUNTAIN PLUMBING	FOUNTAIN PLUMBING	3,795.97
		KENNEMORE HOME	KENNEMORE HOME	5.06
		GALLS, LLC	GALLS, LLC	103.06
			GALLS, LLC	22.89
			GALLS, LLC	82.45
			GALLS, LLC	21.70
		RAZORBACK CLEANERS	RAZORBACK CLEANERS	201.88
		PEGGY MEATTE, COUNTY TREASURER	COUNTY JUSTICE FUND OCTOBE	7,090.13
		DEPT OF FINANCE & ADMIN	STATE SHARE FILING FEE	8,069.61
			DRUG CRIME ASSESSMENT	152.30
			JUDICIAL FINE	783.45
			COURT TECH FEE	270.00
			INSTALLMENT FEE	1,566.90
		AMERICAN HERITAGE LIFE	REENTRY M01A12822021	372.20
		ACE GLASS REPAIR	INV 144301	600.00
		CITIZENS FIDELITY INS	PAYOR#07-0588716 11/7/19	66.00
		AT&T LONG DISTANCE	AT&T LONG DISTANCE	554.72
		ARKANSAS STATE TREASURY	AR CITIZENS 1ST RESPONDERS	60.00
			DRUG ABUSE AND PREVENTION	115.00
		RITTER COMMUNICATIONS	197967-3 INV:500312955	170.95
		METLIFE GROUP BENEFITS	KM05592307-0001 12/1/19	261.73
			KM05592307-0002 12/1/19	256.44
		MUNICIPAL PROPERTY PROGRAM	INV:IP19000385	6,953.25
		VERIZON WIRELESS	VERIZON WIRELESS	519.53
		DELTA VISION	CONTID: 1293520	187.46
		AT&T	AT&T	2,426.82
		EFTPS	FICA W/H	3,171.19
			FICA W/H	1,404.48
			FICA W/H	2,847.83
			MEDICARE W/H	741.64
			MEDICARE W/H	328.46
			MEDICARE W/H	666.02
		CHARM-TEX, INC.	INV 0203099-IN	42.24
		RITTER COMMUNICATIONS	#025-0977855-000 INV:25782	191.35
		YIG ADMINISTRATION	CITY OF OSCEOLA INV#20402	188.25
		OST, LLC.	INV 9610	64.00
		AXON ENTERPRISES, INC	INV SI-1614136	2,178.00
			AXON ENTERPRISES, INC	1,975.64
		ARAMARK	ARAMARK	89.20
		ONVISOURCE, INC.	ONVISOURCE, INC.	2,805.00
		VERIZON NETWORK FLEET, INC.	VERIZON NETWORK FLEET, INC	286.14
			VERIZON NETWORK FLEET, INC	514.06
		CRIMINAL JUSTICE INSTITUTE	CRIMINAL JUSTICE INSTITUTE	250.00
		QUEST DIAGNOSTIC	OPD PHYSICALS	111.36

DEPARTMENT	FUND	VENDOR NAME	DESCRIPTION	AMOUNT
TOTAL:				57,006.85
FIRE DEPT	CITY GENERAL FUND	WALMART COMMUNITY BRC	WALMART COMMUNITY BRC	242.30
		KENNEBROOK HOME	OCT BILLS FIRE DEPT	36.32
		GALLS, LLC	INV 013873046	997.20
		TRUCK PRO	INV 001-0838798	590.58
		AMERICAN HERITAGE LIFE	REENTRY M01A12822021	220.60
		DENVER'S LEASING INC	DENVER'S LEASING INC	148.51
		CITIZENS FIDELITY INS	PAYOR#07-0588716 11/7/19	37.59
		AT&T LONG DISTANCE	AT&T LONG DISTANCE	51.47
		PARAGOULD CAP COMPANY	PARAGOULD CAP COMPANY	197.10
		METLIFE GROUP BENEFITS	KM05592307-0001 12/1/19	167.81
			KM05592307-0002 12/1/19	164.98
		O'REILLY AUTO STORES INC	FIRE#1386551 10/28/19	15.73
		MUNICIPAL PROPERTY PROGRAM	INV:IP19000385	1,628.26
		GREENWAY EQUIPMENT CO	GREENWAY EQUIPMENT CO	44.14
		VERIZON WIRELESS	VERIZON WIRELESS	59.31
		DELTA VISION	CONTID: 1293520	152.36
		AT&T	AT&T	2,612.06
		JEREMY RINEY	JEREMY RINEY	108.49
		G & W DIESEL	G & W DIESEL	261.20
		EFTPS	FICA W/H	94.12
			FICA W/H	29.57
			FICA W/H	94.93
			MEDICARE W/H	363.92
			MEDICARE W/H	175.99
			MEDICARE W/H	396.55
		WEX FLEET UNIVERSAL	#0496-00-268597-2 INV:6210	314.20
		MUNICIPAL EMERGENCY SERVICES	MUNICIPAL EMERGENCY SERVICE	1,487.20
		BLACK HILLS ENERGY	ACCT:3057-3803-32	73.63
			3058-0856-07 11/6/19	40.23
		DIAGNOSTIC OVERHEAD DOOR	INV 195348	412.50
		YIG ADMINISTRATION	CITY OF OSCEOLA INV#20402	119.84
		OST, LLC.	INV 9610	32.00
		VERIZON NETWORK FLEET, INC.	VERIZON NETWORK FLEET, INC	5.34
		PARMAN ENERGY GROUP	PARMAN ENERGY GROUP	329.51
		EMERGENCY VEHICLE SPECIALISTS	EMERGENCY VEHICLE SPECIALI	265,823.00
			TOTAL:	277,528.54
PARKS & RECREATION DEP	CITY GENERAL FUND	WALMART COMMUNITY BRC	WALMART COMMUNITY BRC	2,153.66
		HAWKS USED CARS & AUTO	INV 85215	11.00
		KENNEBROOK HOME	INV 259891 OPAR SEP STAT	198.96
		AMERICAN HERITAGE LIFE	REENTRY M01A12822021	211.24
		CITIZENS FIDELITY INS	PAYOR#07-0588716 11/7/19	145.36
		AT&T LONG DISTANCE	AT&T LONG DISTANCE	1.49
		JOHN DEERE FINANCIAL	JOHN DEERE FINANCIAL	1,609.58
			INV 10619191 OPAR	1,609.58
		RITTER COMMUNICATIONS	ACCT:210565-7 INV:20086560	109.34
			ACCT#8816-2 INV:200872346	259.26
		METLIFE GROUP BENEFITS	KM05592307-0001 12/1/19	49.12
			KM05592307-0002 12/1/19	62.72
		O'REILLY AUTO STORES INC	OPAR #1386528 10/28/19	189.10
		MUNICIPAL PROPERTY PROGRAM	INV:IP19000385	5,337.38
		KANSAS STATE BANK	KANSAS STATE BANK	15,392.64
		APF FBO TEMPS PLUS	INV# 1489516	362.60
		PNC EQUIPMENT FINANCE	PNC EQUIPMENT FINANCE	48.95

DEPARTMENT	FUND	VENDOR NAME	DESCRIPTION	AMOUNT
		VERIZON WIRELESS	VERIZON WIRELESS	151.79
		DELTA VISION	CONTID: 1293520	72.84
		AT&T	AT&T	600.93
		PNC EQUIP FINANCE LLC	PNC EQUIP FINANCE LLC	1,365.73
			PNC EQUIP FINANCE LLC	947.91
		SILENT SECURITY, INC.	INV 43928	264.00
		BSN SPORTS INC	INV 906594105	595.11
		EFTPS	FICA W/H	672.70
			FICA W/H	389.36
			FICA W/H	664.96
			MEDICARE W/H	157.32
			MEDICARE W/H	91.06
			MEDICARE W/H	155.51
		WEX FLEET UNIVERSAL	0496-00-268613-7 INV:6203	689.27
		YIG ADMINISTRATION	CITY OF OSCEOLA INV#20402	59.92
		CINTAS UNIFORM CORP 206	PAYER:15946848 10/31/19	1,947.28
		CORINTH COCA-COLA BOTTLING WORKS	OCT STATE OPAR	679.27
			OCT STATE OPAR	471.44
			OCT STATE OPAR	1,039.12
		TCF EQUIPMENT FINANCE	INV 6271608	2,061.60
		ARAMARK	ARAMARK	178.25
		VERIZON NETWORK FLEET, INC.	VERIZON NETWORK FLEET, INC	75.80
			VERIZON NETWORK FLEET, INC	43.24
		AT&T MOBILITY	AT&T MOBILITY	994.86
			TOTAL:	42,121.25
MUNICIPAL COURT	CITY GENERAL FUND	WALMART COMMUNITY BRC	WALMART COMMUNITY BRC	16.56
		DEPT OF FINANCE & ADMIN	DEPT OF FINANCE & ADMIN	2,443.75
		METLIFE GROUP BENEFITS	KM05592307-0002 12/1/19	29.64
		DELTA VISION	CONTID: 1293520	11.72
		EFTPS	FICA W/H	244.78
			FICA W/H	124.98
			FICA W/H	244.78
			MEDICARE W/H	57.24
			MEDICARE W/H	29.23
			MEDICARE W/H	57.24
		OSCEOLA PRINTING & OFFICE SUPPLY	INV 1040	130.90
		YIG ADMINISTRATION	CITY OF OSCEOLA INV#20402	22.47
			TOTAL:	3,413.29
JAIL DEPARTMENT	CITY GENERAL FUND	WALMART COMMUNITY BRC	WALMART COMMUNITY BRC	115.03
		ERVIN ENTERPRISE	INV 4707	24.79
		SYSCO MEMPHIS, LLC	SYSCO MEMPHIS, LLC	107.34
			SYSCO MEMPHIS, LLC	946.42
			SYSCO MEMPHIS, LLC	73.63
			SYSCO MEMPHIS, LLC	51.17
			SYSCO MEMPHIS, LLC	1,029.36
		TURNER HOLDINGS LLC	TURNER HOLDINGS LLC	351.45
		AMERICAN HERITAGE LIFE	REENTRY M01A12822021	74.72
		METLIFE GROUP BENEFITS	KM05592307-0001 12/1/19	1.77
			KM05592307-0002 12/1/19	99.48
		APF FBO TEMPS PLUS	INV# 1489516	3,175.20
			INV:1490559 11/12/19	1,478.40
			INV:1491227 11/19/19	3,276.00
		DELTA VISION	CONTID: 1293520	61.62
		EFTPS	FICA W/H	726.20

DEPARTMENT	FUND	VENDOR NAME	DESCRIPTION	AMOUNT
			FICA W/H	309.26
			FICA W/H	707.60
			MEDICARE W/H	169.84
			MEDICARE W/H	72.33
			MEDICARE W/H	165.49
		DASH	INV 1168600	107.59
		BLACK HILLS ENERGY	ACCT:0565-5557-91 11/5/19	119.43
		YIG ADMINISTRATION	CITY OF OSCEOLA INV#20402	67.41
		K & A TIRE & AUTO	K & A TIRE & AUTO	940.38
		PRUNTY WEED CONTROL	INV 5401	219.00
			TOTAL:	14,470.91
GOLF COURSE FUND	CITY GENERAL FUND	WALMART COMMUNITY BRC	WALMART COMMUNITY BRC	216.67
		KENNEBRO HOME	OCT GOLF COSTON SHELTER	5.50
		RITTER COMMUNICATIONS	ACCT:215058-3 INV:10164933	171.22
		METLIFE GROUP BENEFITS	KM05592307-0002 12/1/19	8.30
		MUNICIPAL PROPERTY PROGRAM	INV:IP19000385	447.21
		PNC EQUIPMENT FINANCE	PNC EQUIPMENT FINANCE	74.47
			PNC EQUIPMENT FINANCE	62.18
			PNC EQUIPMENT FINANCE	1,489.40
		VERIZON WIRELESS	VERIZON WIRELESS	94.29
		DELTA VISION	CONTID: 1293520	14.74
		AT&T	AT&T	416.63
		REGAL CHEMICAL CO	INV 0471424	394.00
		EFTPS	FICA W/H	191.33
			FICA W/H	98.26
			FICA W/H	191.33
			MEDICARE W/H	44.74
			MEDICARE W/H	22.99
			MEDICARE W/H	44.74
		YIG ADMINISTRATION	CITY OF OSCEOLA INV#20402	14.98
		AT&T MOBILITY	AT&T MOBILITY	994.86
			TOTAL:	4,997.84
ANIMAL CONTROL FUND	CITY GENERAL FUND	WALMART COMMUNITY BRC	WALMART COMMUNITY BRC	1,847.60
		BUGMOBILE OF AR INC	ACCT#9223 11/4/19	83.60
		KENNEBRO HOME	OCT GOLF COSTON SHELTER	16.48
		OSCEOLA ANIMAL CLINIC	OCT VET SERVICES	549.27
		AMERICAN HERITAGE LIFE	REENTRY: M01A12844035	53.60
		AT&T LONG DISTANCE	AT&T LONG DISTANCE	8.84
		RITTER COMMUNICATIONS	48407-1 INV:200871482	27.71
		METLIFE GROUP BENEFITS	KM05592307-0002 12/1/19	9.88
		MUNICIPAL PROPERTY PROGRAM	INV:IP19000385	598.59
		APF FBO TEMPS PLUS	INV# 1489516	437.36
			INV:1490559 11/12/19	1,328.25
			INV:1491227 11/19/19	904.75
		VERIZON WIRELESS	VERIZON WIRELESS	116.77
		DELTA VISION	CONTID: 1293520	5.86
		AT&T	AT&T	869.14
		EFTPS	FICA W/H	141.20
			FICA W/H	48.34
			FICA W/H	143.01
			MEDICARE W/H	33.02
			MEDICARE W/H	11.30
			MEDICARE W/H	33.45
		GRACE COMMUNICATIONS. INC.	INV 74806	139.92

DEPARTMENT	FUND	VENDOR NAME	DESCRIPTION	AMOUNT
		WEX FLEET UNIVERSAL	0496-00-268621-0 INV:62093	176.35
		YIG ADMINISTRATION	CITY OF OSCEOLA INV#20402	7.49
		VERIZON NETWORK FLEET, INC.	VERIZON NETWORK FLEET, INC	37.90
			VERIZON NETWORK FLEET, INC	5.34
		ALEXE DAVIS	ALEXE DAVIS	31.42
			ALEXE DAVIS	32.92
		AT&T MOBILITY	AT&T MOBILITY	382.61
			TOTAL:	8,081.97
STREET DEPT	STREET FUND	JIM ROSS TIRE SERVICE INC	JIM ROSS TIRE SERVICE INC	55.00
			JIM ROSS TIRE SERVICE INC	55.00
		MISS CO COURTHOUSE	LANDFILL ACCT#1010	4,622.77
		WALMART COMMUNITY BRC	WALMART COMMUNITY BRC	188.89
		HAWKS USED CARS & AUTO	OCT BILLS STREET	1,133.84
		KENNEBRO HOME	KENNEBRO HOME	30.55
			KENNEBRO HOME	6.04
			KENNEBRO HOME	4.39
		RABEN TIRE COMPANY INC.	INV 210221444	255.26
		AMERICAN HERITAGE LIFE	REENTRY M01A12822021	133.12
		TIFCO INDUSTRIES	INV 71498824	235.98
		CITIZENS FIDELITY INS	PAYOR#07-0588716 11/7/19	60.56
		RITTER COMMUNICATIONS	ACCT:55446-3 INV:101647215	217.14
		METLIFE GROUP BENEFITS	KM05592307-0001 12/1/19	255.05
			KM05592307-0002 12/1/19	80.01
		MUNICIPAL PROPERTY PROGRAM	INV:IP19000385	257.49
		KANSAS STATE BANK	KANSAS STATE BANK	10,858.32
		G & C SUPPLY CO. INC	G & C SUPPLY CO. INC	387.18
			G & C SUPPLY CO. INC	208.62
			G & C SUPPLY CO. INC	98.08
			G & C SUPPLY CO. INC	271.19
			G & C SUPPLY CO. INC	48.95
		APF FBO TEMPS PLUS	INV# 1489516	1,032.76
			INV:1490559 11/12/19	1,036.00
			INV:1491227 11/19/19	1,036.00
		PNC EQUIPMENT FINANCE	PNC EQUIPMENT FINANCE	257.40
		VERIZON WIRELESS	VERIZON WIRELESS	57.76
		DELTA VISION	CONTID: 1293520	78.80
		AT&T	AT&T	683.19
		PNC EQUIP FINANCE LLC	PNC EQUIP FINANCE LLC	12.87
		JERRY'S TRANSMISSION	JERRY'S TRANSMISSION	1,411.55
		EFTPS	FICA W/H	172.84
			FICA W/H	763.41
			FICA W/H	396.64
			FICA W/H	708.23
			MEDICARE W/H	40.42
			MEDICARE W/H	178.53
			MEDICARE W/H	92.76
			MEDICARE W/H	165.62
		ARGY TRAVIS	ARGY TRAVIS	25.00
		TRI STATE INDUSTRIAL SUPPLY INC.	TRI STATE INDUSTRIAL SUPPL	92.83
			TRI STATE INDUSTRIAL SUPPL	421.49
			TRI STATE INDUSTRIAL SUPPL	5.49
		PRODUCTIVITY PLUS ACCOUNT	PRODUCTIVITY PLUS ACCOUNT	122.70
		WEX FLEET UNIVERSAL	#0496-00-268593-1 INV:6209	2,928.91
		YIG ADMINISTRATION	CITY OF OSCEOLA INV#20402	75.90
		OST, LLC.	INV 9610	32.00

DEPARTMENT	FUND	VENDOR NAME	DESCRIPTION	AMOUNT
		CINTAS UNIFORM CORP 206	PAYER:15946638 10/31/19	611.84
			PAYER:15946508 10/31/19	365.20
			PAYER:15946508 10/31/19	225.22
		ARKANSAS STATE PLANT BOARD	ARKANSAS STATE PLANT BOARD	35.00
		ARAMARK	ARAMARK	178.25
		VERIZON NETWORK FLEET, INC.	VERIZON NETWORK FLEET, INC	246.35
			VERIZON NETWORK FLEET, INC	246.35
		AT&T MOBILITY	AT&T MOBILITY	596.86
		PARMAN ENERGY GROUP	PARMAN ENERGY GROUP	1,387.36
		MISS CO HOSPITAL SYSTEM	MISS CO HOSPITAL SYSTEM	350.00
			TOTAL:	35,534.96
NON-DEPARTMENTAL	SANITATION FUND	BANCORPSOUTH EQUIP FINANCE	BANCORPSOUTH EQUIP FINANCE	3,291.40
			BANCORPSOUTH EQUIP FINANCE	4,338.53
			BANCORPSOUTH EQUIP FINANCE	1,990.00
			BANCORPSOUTH EQUIP FINANCE	1,990.00
			BANCORPSOUTH EQUIP FINANCE	4,338.53
			BANCORPSOUTH EQUIP FINANCE	3,291.40
			BANCORPSOUTH EQ 0020070611	1,721.85
			TOTAL:	20,961.71
SANITATION	SANITATION FUND	JIM ROSS TIRE SERVICE INC	JIM ROSS TIRE SERVICE INC	416.90
			JIM ROSS TIRE SERVICE INC	110.00
		MISS CO COURTHOUSE	LANDFILL ACCT#1010	15,495.28
			LANDFILL ACCT#1010	14.62
		HAWKS USED CARS & AUTO	INV 85230; 85289 SANITATIO	22.00
			INV 85230; 85289 SANITATIO	362.40
		KENNEBRO HOME	KENNEBRO HOME	48.36
			KENNEBRO HOME	21.77
		AMERICAN HERITAGE LIFE	REENTRY: M01A12844035	21.60
			REENTRY M01A12822021	80.84
		METLIFE GROUP BENEFITS	KM05592307-0001 12/1/19	140.06
			KM05592307-0002 12/1/19	54.03
		MUNICIPAL PROPERTY PROGRAM	INV:IP19000385	543.97
		APF FBO TEMPS PLUS	INV# 1489516	686.35
			INV:1490559 11/12/19	828.80
			INV:1491227 11/19/19	738.15
		BANCORPSOUTH EQUIP FINANCE	BANCORPSOUTH EQUIP FINANCE	870.27
			BANCORPSOUTH EQUIP FINANCE	914.24
			BANCORPSOUTH EQUIP FINANCE	870.27
			BANCORPSOUTH EQ 0020070611	276.46
		VERIZON WIRELESS	VERIZON WIRELESS	39.34
		DELTA VISION	CONTID: 1293520	50.56
		AT&T	AT&T	241.53
		EFTPS	FICA W/H	736.46
			FICA W/H	351.57
			FICA W/H	710.74
			MEDICARE W/H	172.24
			MEDICARE W/H	82.21
			MEDICARE W/H	166.22
		TRI STATE INDUSTRIAL SUPPLY INC.	TRI STATE INDUSTRIAL SUPPL	421.48
		WEX FLEET UNIVERSAL	#0496-00-268595-6 INV:6208	599.56
		CROWS TRUCK SERVICE, INC	SEP/OCT STREET	1,184.54
		YIG ADMINISTRATION	CITY OF OSCEOLA INV#20402	44.94
		CINTAS UNIFORM CORP 206	PAYER:15946638 10/31/19	730.40
			PAYER:15946638 10/31/19	223.64

DEPARTMENT	FUND	VENDOR NAME	DESCRIPTION	AMOUNT
			PAYER:15946508 10/31/19	365.21
			PAYER:15946508 10/31/19	225.21
		VERIZON NETWORK FLEET, INC.	VERIZON NETWORK FLEET, INC	113.70
			VERIZON NETWORK FLEET, INC	81.14
		B2 FEED & ICE	B2 FEED & ICE	146.04
		AT&T MOBILITY	AT&T MOBILITY	596.86
		PARMAN ENERGY GROUP	PARMAN ENERGY GROUP	2,218.30
		NAPA AUTO PARTS	INV 53-077773	102.81
			TOTAL:	32,121.07
AIRPORT	AIRPORT FUND	METLIFE GROUP BENEFITS	KM05592307-0002 12/1/19	9.88
		MUNICIPAL PROPERTY PROGRAM	INV:IP19000385	27.78
		DELTA VISION	CONTID: 1293520	15.22
		EFTPS	FICA W/H	5.63
			MEDICARE W/H	1.32
		WILLIAMS SCOTSMAN, INC.	CUST:18323676 INV:7277866	405.63
		YIG ADMINISTRATION	CITY OF OSCEOLA INV#20402	7.49
			TOTAL:	472.95
NON-DEPARTMENTAL	FIREMEN'S PENSION	CITY GENERAL FUND	HEALTH INSURANCE FIRE PENS	19.40
			HEART STROKE FIRE PENSION	100.44
			LIFE INSURANCE-FIRE PENSIO	18.96
			DENTAL FIRE PENSION	164.18
			VISION FIRE PENSION	45.16
		EFTPS	FEDERAL W/H	1,392.00
			TOTAL:	1,740.14
===== FUND TOTALS =====				
01	OSCEOLA LIGHT & POWER	1,657,648.12		
02	CITY GENERAL FUND	1,515,774.85		
03	STREET FUND	35,534.96		
04	SANITATION FUND	53,082.78		
05	AIRPORT FUND	472.95		
07	FIREMEN'S PENSION FUND	1,740.14		
-----				
	GRAND TOTAL:	3,264,253.80		
-----				

## SELECTION CRITERIA

-----  
SELECTION OPTIONS

VENDOR SET: 01-City of Osceola  
VENDOR: All  
CLASSIFICATION: All  
BANK CODE: All  
ITEM DATE: 0/00/0000 THRU 99/99/9999  
ITEM AMOUNT: 99,999,999.00CR THRU 99,999,999.00  
GL POST DATE: 0/00/0000 THRU 99/99/9999  
CHECK DATE: 11/01/2019 THRU 11/30/2019

-----  
PAYROLL SELECTION

PAYROLL EXPENSES: NO  
EXPENSE TYPE: N/A  
CHECK DATE: 0/00/0000 THRU 99/99/9999

-----  
PRINT OPTIONS

PRINT DATE: None  
SEQUENCE: By Department  
DESCRIPTION: Distribution  
GL ACCTS: NO  
REPORT TITLE: C O U N C I L R E P O R T  
SIGNATURE LINES: 0

-----  
PACKET OPTIONS

INCLUDE REFUNDS: YES  
INCLUDE OPEN ITEM:NO

-----



# ARKANSAS STATE HIGHWAY COMMISSION

THOMAS B. SCHUECK  
CHAIRMAN  
LITTLE ROCK

ROBERT S. MOORE, JR.  
VICE CHAIRMAN  
ARKANSAS CITY

DALTON A. FARMER, JR.  
JONESBORO



P.O. Box 2261 • Little Rock, Arkansas 72203-2261  
Phone (501) 569-2000 • Voice/TTY 711 • Fax (501) 569-2400  
[www.ArkDOT.gov](http://www.ArkDOT.gov) • [www.IDriveArkansas.com](http://www.IDriveArkansas.com)

PHILIP TALDO  
SPRINGDALE

KEITH GIBSON  
FORT SMITH

SCOTT E. BENNETT, P.E.  
DIRECTOR

December 2, 2019

The Honorable Sally Wilson  
Mayor of Osceola  
303 West Hale Avenue  
Osceola, Arkansas 72370

Dear Mayor Wilson:

The Department has conducted a review of the intersection of Highway 140 (Keiser Avenue) and Highway 119Y (Country Club Road) in the City of Osceola, per your request for construction of turn lanes, a reduction in the speed limit, and the consideration of a traffic signal.

In regards to the addition of turn lanes, the width of the highway does not provide sufficient room to add a lane while remaining compliant with current design standards. Therefore, widening the roadway would be necessary. Based on a review of crash history of this location, improvements utilizing Federal-aid Safety funds are not warranted at this time. However, the Department would be open to partnering with the City in pursuing a widening project to add a turn lane. If the City is interested in pursuing this option, please contact Brad Smithee, our District Engineer for this area.

A speed study has been conducted and it has been determined that the 55 miles per hour posted speed limit is appropriate and consistent with Department policy as well as Federal standards.

Concerning the installation of a traffic signal, Department staff conducted a study based on current traffic volumes that consisted of 24-hour turning movement counts, a review of crash records and an on-site investigation. Based on the results of the study, it has been determined that traffic volumes at the intersection of Highway 140 and Highway 119Y are insufficient to meet the warrants for

The Honorable Sally Wilson  
December 2, 2019  
Page Two

signalization as outlined in the Manual on Uniform Traffic Control Devices (MUTCD). This intersection would need an additional 482 vehicles during certain time frames in order to meet these warrants.

Specifically, the MUTCD states that "a traffic control signal should not be installed unless an engineering study indicates that installing a traffic control signal will improve the overall safety and/or operation of the intersection." Problems may be created when an unwarranted signal is installed that includes excessive delay and higher crash rates.

Thank you for your interest in and support of Arkansas' transportation system.

Sincerely,

A handwritten signature in blue ink that reads "Scott E. Bennett". The signature is fluid and cursive, with the first name "Scott" and last name "Bennett" clearly legible.

Scott E. Bennett, P.E.  
Director

c: The Honorable Dave Wallace, Arkansas State Senator  
The Honorable Monte Hodges, Arkansas State Representative  
The Honorable Johnny Rye, Arkansas State Representative  
Highway Commission  
Deputy Director and Chief Operating Officer  
Deputy Director and Chief Engineer  
Assistant Chiefs  
Maintenance  
Transportation Planning and Policy  
Governmental Relations Office  
District 10



November 7, 2019

**Subject: Garbage Bag Bid for City of Osceola, AR**

Dear Mayor Sally Wilson:

Thank you for requesting our bid for your garbage bags. We look forward to the opportunity to earn your business for another year.

Our lead times are about 4 to 5 weeks from when PO is received and you'll be happy to know that we can offer you a lower price than we did last year. Our prices for this year are as follows:

31x40, 1.5 Mil, Black, 6 rolls of 50 bags/roll per case. Flat sealed bags on 1.5" core. Each roll in a clear plastic sleeve with ties. 39 cases/pallet.

280,800 garbage bags = 5,616 rolls of 50 ct. = 936 cases of 6x50/roll

Cost per bag: \$0.0912

Cost per roll: \$4.56

Cost per case: \$27.36

*Price includes 1 truckload (24 pallets) delivered to Osceola, AR. No other taxes or charges will be added.*

Thank you for this opportunity and we are confident that we will continue to be the best garbage bag supplier for your company.

Sincerely,

A handwritten signature in cursive script that reads "Chris Doti".

Chris Doti  
Account Manager  
Jadcore, LLC

**ORDINANCE NO. 2019-\_\_\_\_\_**

**AN ORDINANCE DESIGNATING A THRU TRUCK ROUTE FOR THE CITY OF OSCEOLA AND PRESCRIBING PENALTIES FOR ITS VIOLATION, AND FOR OTHER PURPOSES**

**Whereas;** Local authorities, with respect to highways under their jurisdiction, by ordinance or resolution, may prohibit the operation of trucks or other commercial vehicles or may impose limitations as to the weight thereof on designated highways and set penalties for violations as set forth in Ark. Code Ann. § 27-35-103(b) & (c) and § 27-35-202 (2) (A)(B) & (C), effective July 24, 2019.

**Whereas;** The prohibitions and limitations shall be designated by appropriate signs placed on such highways and the restrictions shall be effective when signs giving notice thereof are erected upon the highway or portion of any highway affected by such resolution.

**Whereas;** The Arkansas Supreme Court upheld an ordinance banning trucks over one-half ton from certain streets as long as the weight limitations are not tailored to avoid a specific, provable harm, such as damage to city streets and the ordinance does not ban heavy trucks from all streets in the city.

**WHEREAS,** Numerous complaints have been made by residents regarding the increased number of large trucks passing through residential neighborhoods and creating dangers and disruption to residents with homes situated near the city's major highways. The large trucks are damaging the pavement of streets that the city must maintain.

**NOW THEREFORE, BE IT ORDAINED BY THE CITY COUNCIL OF THE CITY OF OSCEOLA, ARKANSAS;**

**Section 1: 8.08.01 Truck routes - Designated.**

- A. Truck routes are denoted by signage, "THRU TRUCK ROUTE". These roads are for all trucks in truck classifications of Class 6, Class 7, Class 8 and larger, and proceeding through the city of Osceola, Arkansas, are hereby established and designated as follows:

Federal and State Highways, Highway 140, Highway 61 South, Highway 61 North

- B. All such trucks are hereby prohibited from using any other street, alley or road while proceeding through the city.

**Section 2: 8.08.02 Exceptions.**

- A. When it is necessary for excluded vehicles to travel on non-truck route streets to make pickups or deliveries, it will not be considered to be a violation of this chapter if the vehicle remains on a designated truck route to the closest point from its destination. The intention of this exception of requiring trucks to travel exclusively on the truck routes is to allow pickups or deliveries as long as the minimum of non-truck route streets are traversed.

- B. School, church, tour and local public transportation buses and public service vehicles are excluded from the provisions of this chapter.

**Section 3: 8.08.03 Penalties.** Any operator found violating these provisions or any owner, principal, employer, lessor, lessee, agent, or officer of any firm or corporation who permits an operator to violate these provisions shall be guilty of a misdemeanor. Any person, firm or company violating any part of this ordinance shall be deemed guilty of a misdemeanor and upon conviction thereof shall be fined a sum not less than upon first conviction, an offender shall be punished by a fine of not more than one hundred dollars (\$100). For a second conviction within one (1) year, an offender shall be punished by a fine of not more than two hundred dollars (\$200). For a third conviction and each successive conviction within one (1) year, an offender shall be punished by a fine of not more than five hundred dollars (\$500). It shall be mandatory and not within the discretion of the court to assess the penalty provided for. Enforcement of this ordinance shall be delayed until signs have been posted on all major roadways entering the City of Osceola, Arkansas. Said signs shall be posted on or near said roadways stating in language similar to: THRU TRUCK ROUTE

**THIS ORDINANCE PASSED AND ADOPTED** on this \_\_\_\_\_ day of December, 2019.

\_\_\_\_\_  
Jessica Griffin, city clerk

\_\_\_\_\_  
Sally Wilson, Mayor

ORDINANCE NO. 2019 - \_\_\_\_\_

**AN ORDINANCE TO CORRECT TYPOGRAPHICAL ERRORS IN ORDINANCE 2003-791; AND  
TO DECLARE AN EMERGENCY;**

WHEREAS, the Osceola City Council has determined it necessary to correct typographical errors in the aforementioned Ordinance in order to more clearly regulate the days and hours of operation for an entertainment establishment within the city in order to protect the health, welfare and safety of the citizens of the City;

WHEREAS, Section 3.c of Ordinance No. 2003-791 currently reads, "Agree in writing to close said establishment on Sunday through Thursday evenings on or before 10:30 p.m., on Friday evenings at 12:00 p.m.; and

WHEREAS, the phrase "and Saturday" was erroneously omitted between the words "Friday" and "evenings," and the time "12:00 p.m." (which is noon) was erroneously used instead of 12 a.m. (Midnight); and

WHEREAS, the original ordinance in the clerk's permanent book is not signed by the mayor; and

WHEREAS, the minutes from the meeting for the passage of the ordinance clearly reflect the true intention of the council at the passage of the ordinance and that these errors are typographical only and do not reflect the true intent of the council;

NOW, THEREFORE, BE IT ORDAINED BY THE CITY COUNCIL OF THE CITY OF OSCEOLA, ARKANSAS;

Section 1. The wording in Section 3(c) is corrected to read, "Agree in writing to close said establishment on Sunday through Thursday evenings on or before 10:30 p.m., and on Friday and Saturday evenings on or before 12:00 a.m. midnight; and"

Section 2. All of Ordinance 2003-791 as corrected herein, in Section 1, above is adopted in its entirety and any of Ordinance 2003-791 which is not in conflict herewith shall remain in full force and effect;

Section 4. *Emergency Clause.* This ordinance being necessary for the protection of the public, the provisions hereof are declared to be of urgent necessity. It is found, as a matter of fact, that an emergency exists, and that it is necessary for the immediate preservation of the public health, safety, and welfare of the inhabitants of the City of Osceola that this ordinance be in full force and effect from and after its passage and publication.

Passed this \_\_\_\_\_ day of December, 2019.

ATTEST:

APPROVED:

\_\_\_\_\_  
Jessica Griffin, City Clerk

\_\_\_\_\_  
Sally Wilson, Mayor



Mayor Kennemore stated that consideration should be given to an Ordinance pertaining to the Teen Club (Dirty South Club). This issue was discussed in April's council meeting and tabled to May's council meeting.

After further discussion the Ordinance was introduced by Alderman Tommy Baker and read by Tabitha Ault, Mayor's Secretary as follows:

ORDINANCE NO. 2003- 791

AN ORDINANCE AMENDING ORDINANCE NO. 2000-758 DESCRIBING MATTERS RELATING THERETO; AND DECLARING AN EMERGENCY

Wherefore, the City Council of the City of Osceola, Arkansas has determined that it is necessary to amend the aforementioned Ordinance in order to more clearly regulate the operation of entertainment establishments within the City of Osceola, Arkansas in order to protect the health and safety of the citizens of the City;

Now therefore, be it ordained, by the City Council of the City of Osceola, Arkansas:

Section 1: Section 3 of Ordinance No. 2000-758 is amended to read as follows:

Section 3: In order to obtain a license hereunder, the applicant must:

a. Demonstrate that the proposed site of the amusement establishment has adequate off street parking for all expected patrons of said establishment;

b. Post "No Loitering" signs in the parking lot of said establishment and the applicant must agree in writing to keep the parking lot of said establishment free from loiterers;

c. Agree in writing to close said establishment on Sunday through Thursday evenings on or before 10:30 p.m., and on Friday evenings at 12:00 p.m.; and

d. Agree in writing that no other business of any kind shall be operated on the same site as the amusement establishment.

e. No person shall establish, maintain or operate an amusement establishment unless all rooms are lighted to a minimum of fifteen (15) foot candles, thirty (30) inches above the floor in all parts of such rooms, places or portions thereof.

f. No speakers, music or other entertainment equipment shall exceed above 88 decibels in the amusement establishment in all such rooms, places or surrounding premises or portions thereof.

g. No smoking or any alcoholic beverages shall be permitted in all parts of such rooms, places, or surrounding premises or portions thereof.

h. No profanity of language or entertainment such as, but not limited to music, shall be allowed at any time in all parts of such rooms, places or surrounding premises or portions thereof.

i. Absolutely no loitering, standing or cluttering outside

establishment or surrounding premises or portions thereof.

j. All such places of entertainment must provide Security Personnel, at the owners expense. Each security person must hold a letter of clearance from the Osceola Police Department stating that they have passed a background check. To be qualified for the letter of clearance, a person must meet the following guidelines:

1. Must not have a felony conviction, or misdemeanor batter conviction.
2. Must not have a drug or batter charge pending.

k. Security personnel must be uniformed. They shall be dressed in uniforms clearly marked "Security". They may not be armed with firearms; unless they are a certified police officer and they have permission from the Osceola Police Chief to carry such a weapon.

l. Security personnel must cooperate fully with law enforcement to keep peace or investigate any criminal activity. They must keep the outside of the establishment free from loiters and must keep the inside of the establishment orderly.

m. If any of the provisions of this Section 3 are violated at any time after the license herein specified is obtained, the Chief of Police of the City of Osceola may notify the licensee that their license has been suspended. Subsequent to such suspension, the City Council of the City of Osceola may reinstate said license as and if it sees fit.

Section 2: This Ordinance being necessary for the protection of the public, the provisions hereof are declared to be of urgent necessity. It is found, as a matter of fact, that an emergency exists, and that it is necessary for the immediate preservation of the public health, safety and welfare of the inhabitants of the City of Osceola that this Ordinance be in full force and effect from and after its passage and publication.

Passed and Approved on this 21ST day of <sup>JULY</sup>~~June~~, 2003.

Dickie Kennemore, Mayor

Attest:

Lynda J. Wells  
Lynda Wells, City Clerk



Harry Whitted made a motion to amend in Section 3: (j) to add a paragraph three (3) regarding the age stipulation for Security Personnel to be 21 years or older. Voy Gillentine seconded. Richard Rhodes stated that we may want to add a minimum amount of Security Personnel. Voy Gillentine made a motion to amend Section 3: (j) to add a paragraph four (4) to have a minimum of 2 Security Personnel. Eloise Griffin seconded. Voy Gillentine stated there were several type o's to change in paragraph (e) rooms to rooms, (l) batter to battery and (j) loiters to loiterers.

Alderman Tommy Baker, seconded by Alderwoman Eloise Griffin, moved that the rule requiring the reading of an Ordinance in full on three different days be suspended and that the Ordinance be placed on its Second Reading. The Mayor put the question on the adoption of the motion and the roll being called, the following members of the Council voted aye:

Linda Watson, Eloise Griffin, Tommy Baker, Harry Whitted, Ottis Raper and Voy Gillentine; and

The following members of the Council voted nay: NONE.

Mayor Kennmore stated that consideration should be given to approve a bid from Delta Asphalt of Arkansas, Inc. Charles Griffin, Supt. of Street and Sanitation Department, presented a bid from Delta Asphalt of Arkansas, Inc. to purchase 1400 tons of asphalt in the amount of \$60,900.00 for city streets that needed to be overlaid. Charles stated that the bid is \$.50 cents higher than the City has been paying, but thought it was good since the oil prices are higher.

Moved by Alderwoman Eloise Griffin, seconded by Alderman Voy Gillentine that the bid from Delta Asphalt of Arkansas, Inc. be accepted. The question was put by the Mayor on the acceptance of the motion and the roll being called, the following members of the Council voted aye:

Linda Watson, Eloise Griffin, Tommy Baker, Harry Whitted, Ottis Raper and Voy Gillentine; and

The following members of the Council voted nay: NONE.

Mayor Kennmore stated that the next order of business was from Carolyn Childress, Executive Director of the Housing Authority of the City of Osceola. The Board of Commissioners of the Housing Authority of the City of Osceola submit the name of Max L. Fairley to serve another five-year term and a commissioner for the Osceola Housing Authority.



ORDINANCE NO. 2000- 758

AN ORDINANCE REGULATING THE OPERATION OF AMUSEMENT ESTABLISHMENTS WITHIN THE CITY LIMITS OF THE CITY OF OSCEOLA, ARKANSAS; DESCRIBING MATTERS RELATING THERETO; AND DECLARING AN EMERGENCY

Wherefore, the City Council of the City of Osceola, Arkansas has determined that it is necessary to regulate the operation of amusement establishments within the City of Osceola, Arkansas in order to protect the health and safety of the citizens of the City;

Now therefore, be it ordained, by the City Council of the City of Osceola, Arkansas:

Section 1: For purposes of this ordinance, the term "Amusement Establishment" shall include, but not be limited to video arcades, pool halls, skating rinks, dance halls, clubs, etc., but shall not include establishments regulated by the Arkansas Alcohol and Beverage Control Commission.

Section 2: Hereafter, It shall be unlawful for any person or entity to operate an amusement establishment within the city limits of the City of Osceola, Arkansas until they have first obtained a license from the city recorder/treasurer to operate such business. The License required herein shall be in addition to the privilege tax license required to operate such business.

Section 3: In order to obtain a license hereunder, the applicant must:

a. Demonstrate that the proposed site of the amusement establishment has adequate offstreet parking for all expected patrons of said establishment;

b. Post "No Loitering" signs in the parking lot of said establishment and the applicant must agree in writing to keep the parking lot of said establishment free from loiterers;

c. Agree in writing to close said establishment on Sunday through Thursday evenings at 10:30 p.m. and on Friday and Saturday evenings at 12:00 p.m.; and

d. Agree in writing that no other business of any kind shall be operated on the same site as the amusement establishment.

Section 4: In the event that any of the conditions or requirements stated in Section 3 hereof are violated at any time by the entity holding the license hereunder, then the license previously issued hereunder shall be automatically terminated upon notice of such by the Chief of Police of the City or his duly appointed representative to the license holder. After such license is terminated, it shall be unlawful for such entity to continue to

## ORDINANCE NO. 2000-758 CONTINUED...

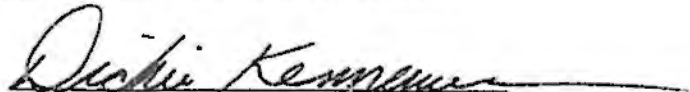
operate such amusement establishment. After a period of six months, the entity previously holding such license may apply to the City Council to request a new license.

Section 5: Any entity or person who violates any provision of this ordinance, including, but not limited to the conditions or requirements set forth in Sections 3 and 4 hereof, shall be guilty of a violation of this ordinance, and upon conviction thereof, shall be punishable by a fine of not less than \$100.00 and each day such violation occurs or shall continue, shall be considered a separate offense.

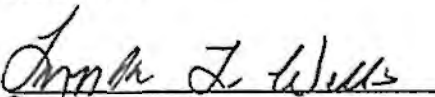
Section 6: All ordinances or parts of ordinances in conflict herewith are hereby repealed.

Section 7: This Ordinance being necessary for the protection of the public, the provisions hereof are declared to be of urgent necessity. It is found, as a matter of fact, that an emergency exists, and that it is necessary for the immediate preservation of the public health, safety and welfare of the inhabitants of the City of Osceola that this Ordinance be in full force and effect from and after its passage and publication.

Passed and Approved on this 19th day of June, 2000.

  
Dickie Kennemore, Mayor

Attest:

  
Lynda Wells, City Clerk

**RESOLUTION NO. 2019- \_\_\_\_\_**

**A RESOLUTION CONTINUING THE 2019 GENERAL BUDGET AND UTILITY  
DEPARTMENT BUDGET FOR THE CITY OF OSCEOLA, ARKANSAS**

WHEREAS, Per the Handbook: Arkansas Law and Budgeting, every city and town must have an annual operating budget approved by its governing body (ACA §14-58-201 through § 14-58-203). The council shall enact a budget by February 1 each year. The governing body should also enact a temporary budget or spending resolution for January, as all expenditures of city funds must be authorized by an appropriation of funds approved by a majority vote of the council.

WHEREAS, the City Council is studying proposed budgets and the City Council plans to adopt budgets for the City and for the City Utility Department and the City Council anticipates adopting a 2020 City Budget and 2020 Utility Department Budget within a few weeks but no later than February 1, 2020.

BE IT RESOLVED BY THE CITY OF OSCEOLA, ARKANSAS THAT:

Section 1. This spending resolution shall enact a temporary budget for January 2020 by extending the 2019 City Budget and 2019 Utility Department Budget for a period no later than February 1, 2020.

Section 2. The temporary budget shall allow continuing estimated revenues and expenditures as set forth in the 2019 City Budget and 2019 Utility Department Budget.

Section 3. The respective amounts of funds for each and every item of expenditure classification herein proposed in the 2019 City Budget are hereby by continued until no later than February 1, 2020.

Section 4. The 2019 Utility Department Budget of the City of Osceola, Arkansas shall be continued in the same form and content until no later than February 1, 2020.

PASSED AND APPROVED THIS 16<sup>TH</sup> DAY OF DECEMBER, 2019

\_\_\_\_\_  
Sally Wilson, Mayor

\_\_\_\_\_  
ATTEST: Jessica Griffin, City Clerk

# Planning Commission Responsibilities

A **Planning and Zoning Commission** is a local elected or appointed government board charged with recommending to the local town or city council the boundaries of the various original zoning districts and appropriate regulations to be enforced therein and any proposed amendments thereto.

The **Planning Commission's** primary role, as its name implies, is to plan. A **Planning Commission** is a body of citizens that serve within local government, acting as an advisory group to the municipal governing body on issues and policies related to **planning**, land use regulation, and community development.

The **Planning Board** may approve, conditionally approve or disapprove subdivision plans for the **purpose** of providing for the orderly and wise development of the City and affording adequate facilities for housing, transportation, distribution, comfort, convenience, safety and the health and welfare of its population.

## Planning Commission Duties

- ~ The Planning Commission plays a crucial role in shaping the future of the community. Considering the future of the community and developing plans to guide growth and development is both complex and time consuming. Municipal governing bodies are often saddled with addressing problems of the day, leaving little time to study current development proposals or long-term impacts of growth and change. The Planning Commission plays a key role by taking the lead in reviewing and evaluating land use and development issues in both the short-term and the long-term.
- 1. Make recommendations to the governing body concerning the adoption or amendment of an official map.
- 2. Prepare and present to the governing body a zoning ordinance and make recommendations to the governing body on proposed amendments to it.
- 3. Prepare, recommend, and administer subdivision and land development and planned residential development regulations.
- 4. Prepare and present to the governing body a building code and a housing code and make recommendations concerning proposed amendments thereto.
- 5. Promote public interest in, and understanding of, the comprehensive plan and planning.



6. Make recommendations to governmental, civic, and private agencies and individuals as to the effectiveness of the proposals of such agencies and individuals.
7. Hold public hearings and meetings.
8. Present testimony before any board.
9. Require from other departments and agencies of the municipality such available information as it relates to the work of the planning agency.
10. In the performance of its functions, enter upon any land to make examination and land surveys Prepare and present to the governing body a study regarding the feasibility and practicability of using renewable energy sources in specific areas within the municipality.
11. Review the zoning ordinance, subdivision and land development ordinance, official map, provisions for planned residential development, and such other ordinances and regulations governing the development of land no less frequently than it reviews the comprehensive plan.

**The Planning Commission's primary role within its municipality is to serve as advisors to the governing body. The Planning Commission provides recommendations on a wide variety of planning and land development related proposals, including but not limited to rezoning's, ordinance amendments, plans and studies, and land development. It is important for Planning Commissioners to recognize this advisory role has limitations and that ultimately, final decisions on any proposal are made by the governing body. Regardless of what the Planning Commission may recommend, the governing body has the authority to make changes to proposals or to act contrary to the recommendation provided. In some cases, the governing body may not be satisfied with the recommendation provided by the Planning Commission or may indicate that more information is required prior to final action.**

**Planning Commissions should strive to maintain a good working relationship with their governing body by keeping them informed and educated about planning issues both at the local and regional level. Planning Commissions can also maintain a good relationship by providing solid reasoning for its recommendations, improving the odds that the recommendation provided will be accepted.**

## one-half of District clerks' insurance

From: sallylongowilson@yahoo.com (sallylongowilson@yahoo.com)

To: countyjudge@mississippicountyar.org

Cc: sallylongowilson@yahoo.com

Date: Wednesday, December 4, 2019, 04:14 PM CST

Judge Nelson,

Last month, we discussed the district court operational expenses and the clerks' salaries and health insurance premiums. I have attached our November 5, 2019 invoice for one-half of the salaries and insurance that was sent to Ms. Kelli. The invoice shows that one-half of the insurance has not been reimbursed since at least 2016. As you are familiar, the Arkansas statute breaks down the district court costs between two categories; operational expenses and salaries. The county has been reimbursing the city for one-half of the salaries, FICA, Medicare and pension benefits but not the insurance benefits. And since, we view the unpaid clerks' insurance premiums as falling in the category of salaries, we include the insurance premiums for 1/2 reimbursement on the invoices.

I have also attached a quote from SkyCop for several street security cameras and license plate readers. One of the cameras would be placed on the traffic light near the courthouse and another one between the courthouse and the levee. It is hoped that the county will reimburse the City \$22,716, for one-half of the insurance premiums from 2016 to now. The plan is to apply this \$22,716 toward the \$29,503 SkyCop camera purchase. Please let me know your thoughts. Sincerely, Sally

Sally L. Wilson, Mayor  
Osceola, AR 72370 870-822-0574



District court clerks' insurance not paid.pdf  
622.9kB

November 5, 2019

Ms. Kelli Jones, Finance Director  
Mississippi County  
200 West Walnut St.  
Room 203- County Court House  
Blytheville, Arkansas 72315-2831

Dear Ms. Jones,

Reimbursement request for Salaries and Benefits paid by City of Osceola to Court employees is detailed below:

1<sup>st</sup> – 3<sup>rd</sup> Quarter 2019 (January-September)

Salaries	\$ 81,066.23	
FICA	4,924.91	
Medicare	1,151.67	
Pension	<u>4,745.97</u>	
Total:	\$91,888.78 X 50%	= \$45,944.39

Charges Not Reimbursed– Insurance Premiums, Net

2016 Insurance Premiums, Net	\$17,118.82 X 50%	= \$8,559.41
2017 Insurance Premiums, Net	10,956.08 X 50%	= 5,478.04
2018 Insurance Premiums, Net	8,972.64 X 50%	= 4,486.32
2019 1st quarter Insurance Premiums, Net	2,784.05 X 50%	= 1,392.03
2019 2nd quarter Insurance Premiums, Net	2,818.29 X 50%	= 1,409.15
2019 3rd quarter Insurance Premiums, Net	2,784.05 X 50%	= 1,392.03

Total Charges Not Reimbursed	\$22,716.98
------------------------------	-------------

Thank you and let me know if you need any additional information.

Sincerely,

Melissa Brothers, CPA  
Finance Director  
City of Osceola, Arkansas



## Quote

Quote Number: 2637

Payment Terms:  
Expiration Date: 12/21/2019

### Quote Prepared For

Ollie Collins  
Osceola Police Department  
401 West Keiser  
Osceola, AR  
Phone: 8705635213

### Quote Prepared By

Sales Account  
SCI TECHNOLOGIES INC.  
3736 Getwell Cove  
Memphis, Tennessee 38118  
Phone:  
Fax:  
[sales@skycopinc.com](mailto:sales@skycopinc.com)

Item#	Quantity	Item	Unit Price	Adjusted Unit Price	Extended Price
<b>One-Time Items</b>					
1)	2	SC- Skycop Enclosure with (3) cameras and (1) LPC SkyCop Enclosure with (3) ColorVu cameras and (1) license plate camera. Included is (2) blue lights, DVR, LTE router and antenna. Includes Skycop Guardian Heath Service and warranty for (1) year only.	\$6,999.00	\$6,999.00	\$13,998.00
2)	2	SC- Skycop Enclosure with (3) ColorVu Cameras only SkyCop Enclosure with (3) ColorVu cameras. Included is (2) blue lights, DVR, LTE router and antenna. Includes Skycop Guardian Heath Service and warranty for (1) year only.	\$5,900.00	\$5,900.00	\$11,800.00
3)	4	Installation Installation of each enclosure.	\$475.00	\$475.00	\$1,900.00
<b>One-Time Subtotal</b>					<b>\$27,698.00</b>
<b>Taxable</b>					<b>\$1,805.86</b>
<b>County (1%)</b>					<b>\$257.98</b>
<b>State (6%)</b>					<b>\$1,547.88</b>
<b>Total Taxes</b>					<b>\$1,805.86</b>
<b>One-Time Total</b>					<b>\$29,503.86</b>
<b>Total</b>					<b>\$29,503.86</b>

Authorizing Signature \_\_\_\_\_

Date \_\_\_\_\_

Interest Charges on Past Due Accounts and Collection Costs Overdue amounts shall be subject to a monthly finance charge. In addition, customer shall reimburse all costs and expenses for attorney's fees incurred in collecting any amounts past due. Additional training or Professional Services can be provided at our standard rates.