



Motion by James Baker Jr., second by Dot Pollock, and carried to approve \$15,000 for advertising MusicFest, contingent on \$5,000 of the \$30,000 music headliner budget being moved to its own line item specifically for a Blues, R&B, or Soul musical act.

Kennemore noted the commission was to consist of 2 councilpersons (Baker Jr., Pollock), 1 tourism designee (Tucker), 3 restaurant/hotel (Keatts, Gibson, Redzepi), and at least 1 at large (Shemwell). A motion was to be made to the council to add a second at large position (Bowles) and approve the current appointees.

Motion to adjourn made by Tucker, second by Baker, Jr., and carried at 4:55 p.m.

  
James Shemwell  
Advertising & Promotions Commission Chairperson

  
Ammi Tucker  
Advertising & Promotions Commission Secretary



To the Members of the A & P Commission:

Dear Members,

The time is upon us for planning and preparation for the 2015 Osceola Heritage Music Festival. The committee has been meeting and working diligently to ensure that our 2015 event will be bigger and better than years past. This event is, and has been an integral part of the promotion of Osceola. We have brought in many new faces over the last few years, and expect to see those numbers climb even higher. With the new industry locating here, we have yet another audience to target. We hope that you join with us in our enthusiasm and see even more potential.

We are asking for \$15,000.00 from the committee to help improve our festival, and thus promote the City of Osceola better.

Deepest Regards,

A handwritten signature in cursive script that reads "Tom Scrivner".

Tom Scrivner

Chairman

Osceola Heritage Music Festival

Current Bank Balance \$ 20,350.10

Outstanding Deposits:

Online Sales 1,400.00  
Sponsorships 1,000.00  
2,400.00

22,750.10

Outstanding Charges:

Radio Advertising (7,000.00)  
Toilets (1,050.00)  
Food Giant (109.53)  
Hotels (629.75)  
Liability Insurance (494.00)  
Newspaper Advertising (315.00)  
Sysco (378.93)  
Bowl's Liquor Store (115.00)  
(10,092.21)

Projected Ending Balance \$ 12,657.89

12,152.59

505.30

# Music Fest 2015

70,000  
 < 15,000 >  
 -----  
 55,000

Projected sponsorships: \$70,000.00

Projected gate sales: \$10,000

Vendor fees: \$1000

Beer Sales: \$10,000.00    8500    < 1500 >

Souvenir sales: \$600.00

Raffle: \$500.00

Beer Wristbands: \$700.00    500    < 200 >

Projected Revenue: \$92,800.00

↓  
 < 1700 >

Projected Expense: \$87,350.00

Projected Profit: \$5450.00

Current balance

In account: \$12,150

A & P Contribution: \$15,000.00

Total: ~~\$32,600.00~~ ( to begin 2016)

27,150  
 5,450  
 -----  
 32,600

2014 Musicfest

	<u>Proposed</u>	<u>Actual</u>	<u>Variance</u>
Revenues:			
Sponsorships	\$ 51,380.00	\$ 56,340.00	\$ 12,817.27
Gate Sales		7,857.27	
Vendor Fees	900.00	805.00	(95.00)
Beer Sales	11,800.00	8,347.00	(3,453.00)
Souvenir Sales	1,435.00	400.00	(1,035.00)
Raffle	300.00	582.00	282.00
Beer Wristbands	1,300.00	493.00	(807.00)
	<u>\$ 67,115.00</u>	<u>\$ 74,824.27</u>	<u>\$ 7,709.27</u>

INCLUDES \$15K A&P SPONSORSHIP

Expenses:			
Bands	28,000.00	26,100.00	1,900.00
Stage	8,000.00	8,000.00	-
Insurance	5,500.00	4,621.20	878.80
Portable Toilets	1,000.00	1,050.00	(50.00)
Print Material	450.00	564.91	(114.91)
Hotel Expense	1,200.00	572.50	627.50
T-Shirts	2,000.00	2,933.00	(933.00)
Posters	1,000.00	777.40	222.60
Advertising	8,000.00	10,315.00	(2,315.00)
Misc. Expense	500.00	512.86	(12.86)
VIP Room	400.00	1,258.09	(858.09)
Beer Expense	3,500.00	3,573.00	(73.00)
Poker Run	400.00	450.00	(50.00)
Food	-	887.24	(887.24)
Total Expenses:	<u>59,950.00</u>	<u>61,615.20</u>	<u>(1,665.20)</u>
Profit/(Loss)	\$ 7,165.00	\$ 13,209.07	\$ 6,044.07

2300 - NOT INCLUDED BECAUSE PAID IN 2013

# Music Fest 2015

## Expenses:

Bands \$50,000.00

Stage: \$8,000

Insurance: \$ 5000.00

Port. Toilets: \$ 1100.00

Print material: \$ 700.00

Hotels: \$1000.00

T-Shirts: \$3000.00

Posters: \$800.00

Advertising: \$11,000.00

VIP room: \$1300.00

Beer cost: \$ 3600.00

Poker run: \$450.00

Misc. Food \$850.00

Misc. Expense \$550.00

---

Total Expense: 87,350.00

# Osceola Heritage MusicFest

## Proposed Budget for 2015 Festival

January 19, 2015

### Revenues:

STARTING ACCOUNT BALANCE (approximate)	10,000	
Proposed Support from local A&P Tax	15,000	
Cash Sponsorships	43,407	5% increase
Ticket Sales: Gate	6,300	5% increase
Ticket Sales: Online	1,575	5% increase
Ticket Sales: Presale	394	5% increase
Beer Sales	10,650	200% profit margin
Beer Wristbands	500	
Vendor Fees	1,000	Increase of \$200 or 1 vendor
Kids' Zone Income (wristband)	500	goal at least to break even
Raffle	600	
Souvenir Sales	400	
Miscellaneous Revenues (incl. New Year's Eve profit)	400	
<b>Total Revenues</b>	<b>90,726</b>	

*\$ 20 PER TICKET FOR 2 DAYS  
\$ 15 PER DAY*

### Expenditures:

Music: Festival Headliner (TBA)	30,000	Total band budget +\$13.9K
Music: Special Guests Friday (Dr Zarr)	3,500	
Music: Special Guests Saturday (Tragickly White)	3,000	
Music Undercard	2,500	
Stage & Lighting	8,000	
Advertising: Radio	11,500	\$3,000 Jonesboro, \$7,000 Memphis, increase of \$1500 Su
Advertising: Newspaper	1,500	\$500 local, plus increase of \$1,000 for regional small pape
Advertising: Printed Materials	2,000	Increase of \$500 to allow for additional banner printing
Advertising: Social Media	-	
Website Hosting & Domain	-	
T-Shirts	3,000	printing cost only; City donates shirt purchase, approx \$1,
Beer Costs & Permit	3,600	**need to add cost for VIP
Weather & Liability Insurance	4,700	
Kids Zone Expense	500	goal at least to break even
VIP Room	1,300	
Food	850	
Online Ticket Fees	-	
Performers' Accomodations	1,000	Increase of \$350
Poker Run	450	
Portable Toilet Rental	1,100	
Bank: Check Charge and Wire Fee	158	
Miscellaneous Expenses	550	370 Hay + 180 Misc
<b>Total Expenditures</b>	<b>79,208</b>	

Ending Account Balance 11,518 1,518 Over (Under) starting balance  
goal is to keep beginning plus add some



Osceola Advertising & Promotion Committee request for

**Osceola Promotional Video Quotes**

*All prices are before tax*

<b>Company</b>	<b>Churchill Studios</b>	<b>AdPro</b>	<b>Mitch Chandler</b>
Location	Memphis, TN	Jonesboro, AR	Little Rock, AR
Description	2 8-hour days shooting 2 8-hour days editing <i>(more if needed, see fixed rate info below)</i>	2 ½ days shooting 3 days editing	2 ½ days shooting Unknown editing
<b>Quoted price</b>	<b>\$9,700</b>	<b>\$9,325</b>	<b>\$12,000-\$15,000</b>
Possible added charges	n/a, fixed rate “We do indeed travel outside of Memphis, and since you're only an hour away, we won't even charge extra for travel.”	Mileage \$0.59 p/m (approximately \$70-75 per trip, minimum of \$140-150 extra)	Could come in lower if editing takes less; won't know until they're actually in that phase
Pros	Same demographic as target audience  Diverse repertoire of over 60 samples online  Website is sleek and modern	Previous work with ANC, good relationship	Previous work with county video, good relationship  May have same look/feel of county-wide video  Familiar with MissCo  Existing stock video could possibly be utilized from Supersite & County shoot
Cons	Haven't worked with before	Limited staff  Several local productions, may have same look/feel	May have same look/feel of county-wide video  Equipment not extremely portable  Distance a challenge; he has to also cover hotel for himself and staff
Notes	<u>Doesn't include</u> scripting or narration; however, would clean up our script and allow a day of use of their voice booth for any voice-over work we wanted to do ourselves at no additional charge  “By giving you a fixed rate, you no longer have to worry about any variable costs, such as last minute schedule changes, extra shooting time, and you can make as many changes to the final videos that you'd like. [...] So, if we shoot for 2 10-hour days (instead of 8-hours) to capture the main footage we need, and then we come back and shoot another 2-3 hours for the Osceola Music Festival, you're still paying the same amount, no strings attached”	Includes scripting, videography, post-editing, professional narration, music score	

*Osceola Advertising & Promotion Committee request for*  
**Osceola Promotional Video**

- Date of Request: April 20, 2015
- Description of Request: 3-5 minute promotional video for Osceola to be used on web, including up to five 30-second break-outs for use on social media and possibly television commercials
- Tentative Shoot Time: Mid-May 2015  
*Ideally would catch youth sports at OPAR and MusicFest shots*
- Amount Requested: see quotes on next page  
For approx \$150 per year (cost only, no markup), could also create a generic landing page website that has large video and smaller breakouts, with links to Chamber, City, etc. websites (URL TBD, but could do something memorable and phonetically understandable & unmistakable like ComeHomeToOsceola.com, LiveOsceola.com, HomeSweetOsceola.com, etc.)
- Proposed Concept: Encouraging former residents (namely those that may have moved off for work or college) to “boomerang” back home and raise or establish their families here.
- Also, to appeal to the families of potential incoming workforce to the many things Osceola has to offer beyond great jobs; encourage citizens rather than commuters.
- Added ancillary goal of helping improve perception and increase community pride of current residents.
- Ideal main points of focus to touch on:
- “Come home” theme with double meaning (literally come home to those that have left, or come make Osceola your home)
  - Welcoming community, mix of multi-gen and transplants
  - Jobs, Jobs, Jobs  
Local schools on the positive path, opportunities at ANC
  - Solo & family recreation (OPAR, outdoors, events, etc.)
  - Low cost of living compared to Marion/Jonesboro/Memphis
  - First-class city services
  - Great environment to take roots (family and business; highlight opportunity for entrepreneurs & small businesses)
  - Briefly touch on things to do within a 20 minute drive (will hit on the county assets without singling out other communities)

*Osceola, Arkansas*  
**ADVERTISING & PROMOTION COMMISSION**

**MINUTES**

Friday, November 13, 2015

Present:	Bowles, Lee Keatts, Harry Kennemore, Dickie (ex-officio) Purtee, Steve (ex-officio) Pollock, Dot Shemwell, Jim* Tucker, Ammi	Guests:	Voy Gillentine
Absent:	Baker, Jr., James Gibson, Bruce Redzepi, Nuhi		* <i>Chairman</i>

The meeting was called to order at 8:30 a.m. with a quorum present.

Minutes from the previous meetings were not presented, and will be given at next meeting of the Commission.

Purtee presented an updated A&P fund balance, which showed \$41,232.82 through the month of September. Collections have been elevated, averaging \$3,700-3,800 per month in recent months. Balance does not include recent approved expenditure for Christmas Parade.

Voy Gillentine approached the Commission requesting funds to cover the cost of replacing the faded Buddy Jewell sign on West Keiser Avenue. He presented the design proposal and estimated cost. Motion by Tucker, second by Bowles, and carried to approve the recommendation to the Council for A&P expenditures of up to \$1,200 for replacement vinyl and installation.

With all business concluded, motion by Bowles, second by Pollock, and carried to adjourn at 9:00 a.m.

---

James Shemwell  
Advertising & Promotions Commission Chairperson

---

Ammi Tucker  
Advertising & Promotions Commission Secretary

2013	Jan-13	Feb-13	Mar-13	Apr-13	May-13	Jun-13	Jul-13	Aug-13	Sep-13	Oct-13	Nov-13	Dec-13	2013	Accumulated
Days Inn	1,234.59	948.74	1,288.54	1,456.34	1,587.72	1,810.34	1,540.00	1,259.00	1,051.00	1,800.00	1,680.00	1,194.00	16,850.27	
Deerfield Inn	498.00	404.00	537.00	530.00	635.00	620.00	563.00	648.00	727.00	719.00	641.00	447.00	6,969.00	
Fairview Inn	177.00	131.00	196.00	194.00	304.00	254.00	323.00	281.00	365.00	485.00	511.00	429.00	3,650.00	
Judge Motel	116.00	155.00	164.00	158.07	193.10	146.00	142.48	169.13	155.45	210.48	197.35	140.33	1,947.39	
Plum Point Inn	363.00	449.00	458.00	497.00	489.00	456.00	419.00	456.00	454.00	540.00	571.00	421.00	5,573.00	
<b>Total</b>	<b>2,388.59</b>	<b>2,087.74</b>	<b>2,643.54</b>	<b>2,835.41</b>	<b>3,208.82</b>	<b>3,286.34</b>	<b>2,987.48</b>	<b>2,813.13</b>	<b>2,752.45</b>	<b>3,754.48</b>	<b>3,600.35</b>	<b>2,631.33</b>	<b>34,989.66</b>	
Expense	-	-	-	-	1,500.00	-	5,000.00	8,000.00	5,800.00	-	4,000.00	-	24,300.00	
<b>Net</b>	<b>2,388.59</b>	<b>2,087.74</b>	<b>2,643.54</b>	<b>2,835.41</b>	<b>1,708.82</b>	<b>3,286.34</b>	<b>(2,012.52)</b>	<b>(5,186.87)</b>	<b>(3,047.55)</b>	<b>3,754.48</b>	<b>(399.65)</b>	<b>2,631.33</b>	<b>10,689.66</b>	<b>62,391.71</b>

2014	Jan-14	Feb-14	Mar-14	Apr-14	May-14	Jun-14	Jul-14	Aug-14	Sep-14	Oct-14	Nov-14	Dec-14	2014	Accumulated
Days Inn	850.00	1,213.00	1,856.00	1,461.00	1,808.00	1,932.00	2,035.00	1,613.00	1,290.00				14,058.00	
Deerfield Inn	388.00	552.00	742.00	634.00	669.00	669.00	724.00	688.00	774.00				5,840.00	
Fairview Inn	272.00	318.00	372.00	687.00	602.00	744.00	652.00	513.00	447.00				4,607.00	
Judge Motel	129.85	153.38	171.38	152.83	187.15	171.00	173.58	174.00	158.02				1,471.19	
Plum Point Inn	436.00	320.00	361.00	335.00	344.00	337.00	362.00	328.00					2,823.00	
<b>Total</b>	<b>2,075.85</b>	<b>2,556.38</b>	<b>3,502.38</b>	<b>3,269.83</b>	<b>3,610.15</b>	<b>3,853.00</b>	<b>3,946.58</b>	<b>3,316.00</b>	<b>2,669.02</b>	<b>-</b>	<b>-</b>	<b>-</b>	<b>28,799.19</b>	
Expense	36,540.00	-	-	-	3,000.00	10,000.00	-	3,000.00	-				52,540.00	
<b>Net</b>	<b>(34,464.15)</b>	<b>2,556.38</b>	<b>3,502.38</b>	<b>3,269.83</b>	<b>610.15</b>	<b>(6,147.00)</b>	<b>3,946.58</b>	<b>316.00</b>	<b>2,669.02</b>	<b>-</b>	<b>-</b>	<b>-</b>	<b>(23,740.81)</b>	<b>38,650.90</b>

Osceola Advertising & Promotion Committee request for  
**Arkansas Delta Byways Publication**

Date of Request: April 20, 2015

Description of Request: Two-page ad for Osceola in the Delta Byways tourism brochure. The brochure covers a variety of tourism points of interest in a fifteen county area. The proposed ad, which will be the same as last year, features general information about our city, as well as tourism highlights and events.

Amount Requested: \$3,000  
Price per page is \$1,500, two-page spread.

Osceola hosts a 9 hole daily-fee golf course, a state-of-the-art community center with basketball and racquetball courts and a workout facility. The city's four-field baseball/softball complex has hosted 44 baseball and Babe Ruth League tournaments.

**Peccatory Features**

- **Osceola Heritage Musterfest** - Two-day event featuring regional and national musicians, state food vendors, BBQ cookout, a carnival, motorcycle Pacer Run, antique car show, and Little Miss & Mister Muscular Pageant, and stay
- **Main Street Historic District** - Walking and dining tour
- **Mississippi County Historical & Genealogical Society Museum** - Open 9 AM - 5 by appointment on weekends
- **Benton Highway Historical Markers** - 36 Historical sites in Osceola and surrounding area
- **Main Street Osceola** - 1800s - year-round Thursday evenings; *Rock to School!*  
*Spook* - August, *Quary Hill* - Easter
- **Months of July Events**  
Sponsorship of the Osceola Parks and Recreation Complex
- **Fall Crafts Fair of First Methodist Church**
- **Winterfest** - Christmas Parade with bands, floats, food vendors, Christmas Chili Supper, and Kinetics Park Days in Main Street Osceola building
- **Art Gallery and Exhibition Hall** at Osceola/South Mississippi County Chamber Building
- **Whiskey Whiskey! Golf Course** - hosts various events each year
- **Base Sand (French "Whiskey History") Park and Mississippi River Overlook**
- **Days, Arkansas** - Homebase of Johnny Cash, Gene Williams, and site of depression-era Great Ozark project
- **Memphis Whiskey (Wilson, AR) and Indian Burial Mounds**
- **Victorian, Arkansas** - Antique train
- **Big Little Historical Farming Heritage** - birding, fishing, rabbit walks, fishing and bird-watching, including eagle and osprey nests

OSCEOLA  
Arkansas

www.osceolachamber.net  
Osceola/South Mississippi County  
Chamber of Commerce  
P.O. Box 174, Osceola, Arkansas 72374  
osceolachamber@osceolachamber.net  
870.563.2281



# OSCEOLA CHRISTMAS PARADE

## 2015 Osceola Christmas Parade

Publicity	2014	2015
Radio/Newspaper	\$700.00	\$200.00
Photocopying/Printing	\$300.00	\$300.00
<b>Total</b>	<b>\$1,000.00</b>	<b>\$500.00</b>

Staff	2014	2015
Vendors	\$100.00	\$100.00
Staff Supplies	\$100.00	\$100.00
<b>Total</b>	<b>\$200.00</b>	<b>\$200.00</b>

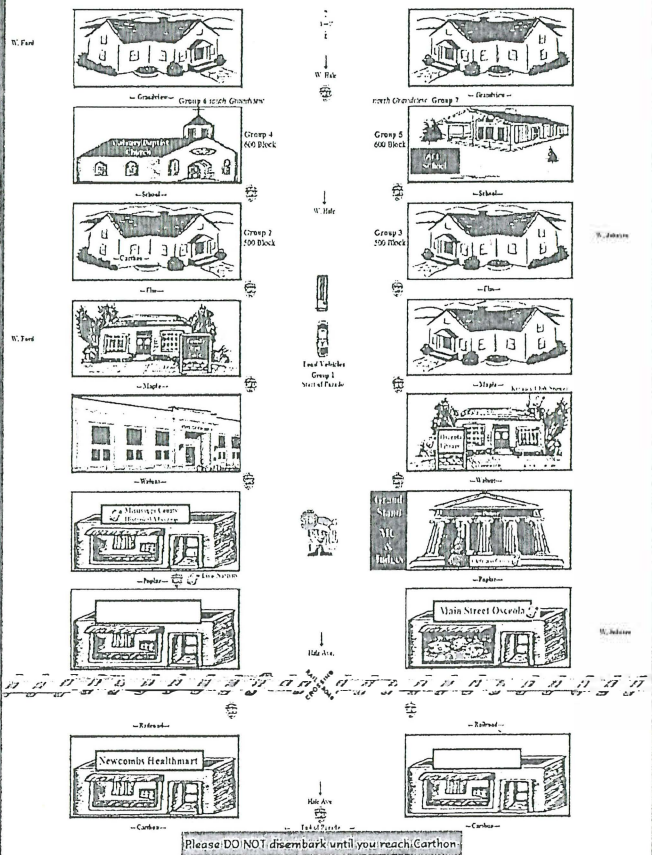
Supplies	2014	2015
Stage/Sound/Maint.	\$300.00	\$200.00
Sponsor/ G-marshal Signs	\$100.00	\$100.00
<b>Total</b>	<b>\$400.00</b>	<b>\$300.00</b>

Parade Characters	2014	2015
Mr. & Mrs. Claus	\$200.00	\$200.00
Carriage Rental	\$500.00	\$500.00
Sponsor Costume Rentals	\$2,000.00	\$2,500.00
VIP/Volunteer Refreshments	\$200.00	\$400.00
<b>Total</b>	<b>\$2,900.00</b>	<b>\$3,600.00</b>

Outdoor Décor	2014	2015
Decorations	\$200.00	\$100.00
Stage Décor	\$100.00	\$100.00
Light Post Garland	\$300.00	\$300.00
<b>Total</b>	<b>\$600.00</b>	<b>\$500.00</b>

Miscellaneous	2014	2015
Insurance	\$400.00	\$400.00
Prize Money	\$1,000.00	\$1,000.00
Christmas Concert	\$500.00	\$500.00
<b>Total</b>	<b>\$1,900.00</b>	<b>\$1,900.00</b>

Expense Totals	2014	2015
<b>Parade Expenses</b>	<b>\$7,000.00</b>	<b>\$7,000.00</b>
Business Character Sponsors	(\$1,000.00)	(\$2,000.00)
A&P Grant	(\$4,000.00)	(\$4,000.00)
<b>Main Street Cost</b>	<b>\$2,000.00</b>	<b>\$1,000.00</b>



MweldonDoc2011

Michelle Weldon Document 2014

\$ 9000



SATURDAY  
DEC 6

5PM BAND  
6PM PARADE

# OSCEOLA CHRISTMAS PARADE

## 2014 Osceola Christmas Parade

Publicity	Estimated	Actual
Radio/Newspaper	\$700.00	
Photocopying/Printing	\$300.00	
<b>Total</b>	<b>\$1,000.00</b>	<b>\$0.00</b>

Staff	Estimated	Actual
Vendors	\$100.00	
Staff Supplies	\$100.00	
<b>Total</b>	<b>\$200.00</b>	<b>\$0.00</b>

Supplies	Estimated	Actual
Stage/Sound/Maint.	\$300.00	
Sponsor/ G-marshall Signs	\$100.00	
<b>Total</b>	<b>\$400.00</b>	<b>\$0.00</b>

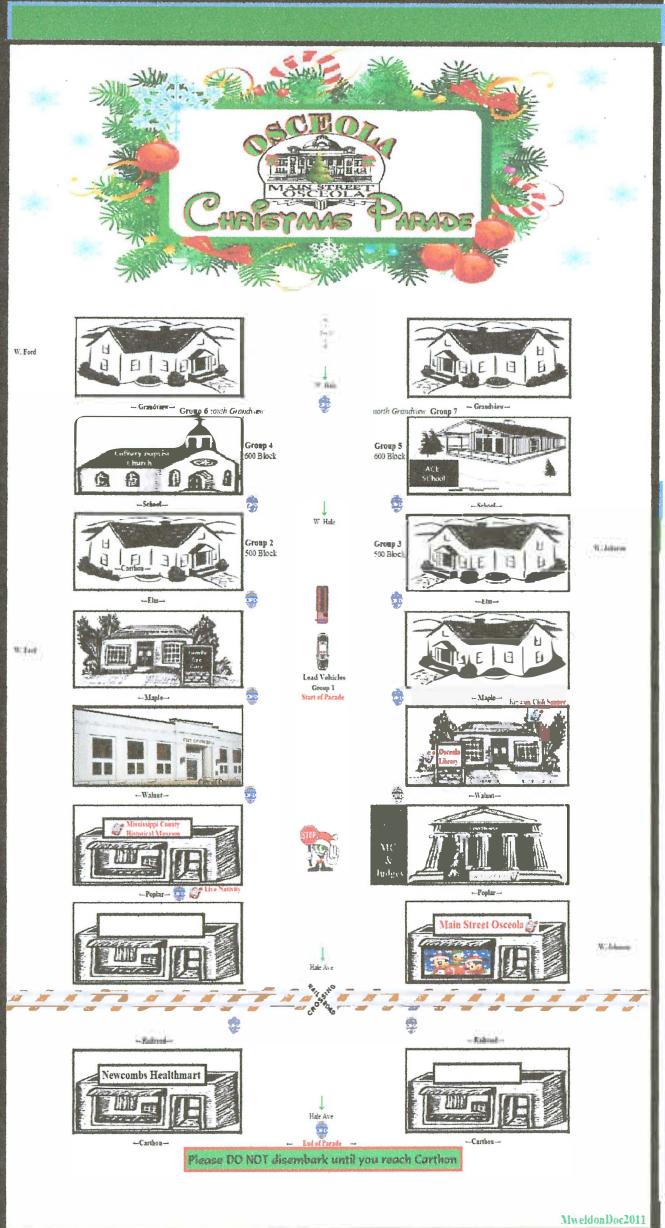
Main Street Characters	Estimated	Actual
Mr. & Mrs. Claus	\$200.00	
Carriage Rental	\$500.00	
Sponsor Costume Rentals	\$2,000.00	
Volunteer- Supplies/Refreshments	\$200.00	
<b>Total</b>	<b>\$2,900.00</b>	<b>\$0.00</b>

Outdoor Décor	Estimated	Actual
Decorations	\$200.00	
Stage Décor	\$100.00	
Light Post Garland	\$300.00	
<b>Total</b>	<b>\$600.00</b>	<b>\$0.00</b>

Miscellaneous	Estimated	Actual
Insurance	\$400.00	
Prize Money	\$1,000.00	
Christmas Concert	\$500.00	
<b>Total</b>	<b>\$1,900.00</b>	<b>\$0.00</b>

LOOSE CHANGE →


Donations	Estimated	Actual
Business Costume Sponsors	(\$2,000.00)	
<b>A&amp;P Grant</b>	<b>(\$4,000.00)</b>	
<b>Main Street Cost</b>	<b>\$1,000.00</b>	<b>\$0.00</b>



**OSCEOLA ARKANSAS**  
*hometown of*  
**BUDDY JEWELL**

THE FIRST NASHVILLE STAR  
2003

ARKANSAS ENTERTAINERS HALL OF FAME  
MEMBER 2015



2013	Jan-13	Feb-13	Mar-13	Apr-13	May-13	Jun-13	Jul-13	Aug-13	Sep-13	Oct-13	Nov-13	Dec-13	2013	Accumulated
Days Inn	1,234.59	948.74	1,288.54	1,456.34	1,587.72	1,810.34	1,540.00	1,259.00	1,051.00	1,800.00	1,680.00	1,194.00	16,850.27	
Deerfield Inn	498.00	404.00	537.00	530.00	635.00	620.00	563.00	648.00	727.00	719.00	641.00	447.00	6,969.00	
Fairview Inn	177.00	131.00	196.00	194.00	304.00	254.00	323.00	281.00	365.00	485.00	511.00	429.00	3,650.00	
Judge Motel	116.00	155.00	164.00	158.07	193.10	146.00	142.48	169.13	155.45	210.48	197.35	140.33	1,947.39	
Plum Point Inn	363.00	449.00	458.00	497.00	489.00	456.00	419.00	456.00	454.00	540.00	571.00	421.00	5,573.00	
<b>Total</b>	<b>2,388.59</b>	<b>2,087.74</b>	<b>2,643.54</b>	<b>2,835.41</b>	<b>3,208.82</b>	<b>3,286.34</b>	<b>2,987.48</b>	<b>2,813.13</b>	<b>2,752.45</b>	<b>3,754.48</b>	<b>3,600.35</b>	<b>2,631.33</b>	<b>34,989.66</b>	
Expense	-	-	-	-	1,500.00	-	5,000.00	8,000.00	5,800.00	-	4,000.00	-	24,300.00	
<b>Net</b>	<b>2,388.59</b>	<b>2,087.74</b>	<b>2,643.54</b>	<b>2,835.41</b>	<b>1,708.82</b>	<b>3,286.34</b>	<b>(2,012.52)</b>	<b>(5,186.87)</b>	<b>(3,047.55)</b>	<b>3,754.48</b>	<b>(399.65)</b>	<b>2,631.33</b>	<b>10,689.66</b>	<b>62,391.71</b>

2014	Jan-14	Feb-14	Mar-14	Apr-14	May-14	Jun-14	Jul-14	Aug-14	Sep-14	Oct-14	Nov-14	Dec-14	2014	Accumulated
Days Inn	850.00	1,213.00	1,856.00	1,461.00	1,808.00	1,932.00	2,035.00	1,613.00	1,290.00	1,499.00	1,447.00	1,602.00	18,606.00	
Deerfield Inn	388.00	552.00	742.00	634.00	669.00	669.00	724.00	688.00	774.00	576.00	710.00	568.00	7,694.00	
Fairview Inn	272.00	318.00	372.00	687.00	602.00	744.00	652.00	513.00	447.00	338.00	305.00	538.00	5,788.00	
Judge Motel	129.85	153.38	171.38	152.83	187.15	171.00	173.58	174.00	158.02	167.57	124.35	140.73	1,903.84	
Plum Point Inn	436.00	320.00	361.00	335.00	344.00	337.00	362.00	328.00	262.00	262.00	257.00	324.00	3,928.00	
<b>Total</b>	<b>2,075.85</b>	<b>2,556.38</b>	<b>3,502.38</b>	<b>3,269.83</b>	<b>3,610.15</b>	<b>3,853.00</b>	<b>3,946.58</b>	<b>3,316.00</b>	<b>2,931.02</b>	<b>2,842.57</b>	<b>2,843.35</b>	<b>3,172.73</b>	<b>37,919.84</b>	
Expense	36,540.00	-	-	-	4,423.50	10,000.00	-	3,000.00	-	-	4,000.00	-	57,963.50	
<b>Net</b>	<b>(34,464.15)</b>	<b>2,556.38</b>	<b>3,502.38</b>	<b>3,269.83</b>	<b>(813.35)</b>	<b>(6,147.00)</b>	<b>3,946.58</b>	<b>316.00</b>	<b>2,931.02</b>	<b>2,842.57</b>	<b>(1,156.65)</b>	<b>3,172.73</b>	<b>(20,043.66)</b>	<b>42,348.05</b>

2015	Jan-15	Feb-15	Mar-15	Apr-15	May-15	Jun-15	Jul-15	Aug-15	Sep-15	Oct-15	Nov-15	Dec-15	2015	Accumulated
Days Inn	1,185.00	1,322.00	2,036.00	2,058.00	2,015.00	2,156.00	2,231.00	1,990.00	2,050.00	-	-	-	17,043.00	
Deerfield Inn	541.00	709.00	828.00	810.00	864.00	771.00	754.00	754.00	701.00	-	-	-	6,732.00	
Fairview Inn	233.00	215.00	399.00	359.00	318.00	499.00	460.00	476.00	521.00	-	-	-	3,480.00	
Judge Motel	134.70	140.99	139.41	173.63	155.94	169.00	191.34	180.36	179.40	-	-	-	1,464.77	
Plum Point Inn	307.00	265.00	408.00	371.00	345.00	318.00	299.00	296.00	255.00	-	-	-	2,864.00	
<b>Total</b>	<b>2,400.70</b>	<b>2,651.99</b>	<b>3,810.41</b>	<b>3,771.63</b>	<b>3,697.94</b>	<b>3,913.00</b>	<b>3,935.34</b>	<b>3,696.36</b>	<b>3,706.40</b>	<b>-</b>	<b>-</b>	<b>-</b>	<b>31,583.77</b>	
Expense	-	-	-	15,000.00	-	4,850.00	4,850.00	3,000.00	5,000.00	-	-	-	32,700.00	
<b>Net</b>	<b>2,400.70</b>	<b>2,651.99</b>	<b>3,810.41</b>	<b>(11,228.37)</b>	<b>3,697.94</b>	<b>(937.00)</b>	<b>(914.66)</b>	<b>696.36</b>	<b>(1,293.60)</b>	<b>-</b>	<b>-</b>	<b>-</b>	<b>(1,116.23)</b>	<b>41,231.82</b>

Dep Oct 7

2013	Jan-13	Feb-13	Mar-13	Apr-13	May-13	Jun-13	Jul-13	Aug-13	Sep-13	Oct-13	Nov-13	Dec-13	2013	Accumulated
Days Inn	1,234.59	948.74	1,288.54	1,456.34	1,587.72	1,810.34	1,540.00	1,259.00	1,051.00	1,800.00	1,680.00	1,194.00	16,850.27	
Deerfield Inn	498.00	404.00	537.00	530.00	635.00	620.00	563.00	648.00	727.00	719.00	641.00	447.00	6,969.00	
Fairview Inn	177.00	131.00	196.00	194.00	304.00	254.00	323.00	281.00	365.00	485.00	511.00	429.00	3,650.00	
Judge Motel	116.00	155.00	164.00	158.07	193.10	146.00	142.48	169.13	155.45	210.48	197.35	140.33	1,947.39	
Plum Point Inn	363.00	449.00	458.00	497.00	489.00	456.00	419.00	456.00	454.00	540.00	571.00	421.00	5,573.00	
<b>Total</b>	<b>2,388.59</b>	<b>2,087.74</b>	<b>2,643.54</b>	<b>2,835.41</b>	<b>3,208.82</b>	<b>3,286.34</b>	<b>2,987.48</b>	<b>2,813.13</b>	<b>2,752.45</b>	<b>3,754.48</b>	<b>3,600.35</b>	<b>2,631.33</b>	<b>34,989.66</b>	
Expense	-	-	-	-	1,500.00	-	5,000.00	8,000.00	5,800.00	-	4,000.00	-	24,300.00	
<b>Net</b>	<b>2,388.59</b>	<b>2,087.74</b>	<b>2,643.54</b>	<b>2,835.41</b>	<b>1,708.82</b>	<b>3,286.34</b>	<b>(2,012.52)</b>	<b>(5,186.87)</b>	<b>(3,047.55)</b>	<b>3,754.48</b>	<b>(399.65)</b>	<b>2,631.33</b>	<b>10,689.66</b>	<b>62,391.71</b>

2014	Jan-14	Feb-14	Mar-14	Apr-14	May-14	Jun-14	Jul-14	Aug-14	Sep-14	Oct-14	Nov-14	Dec-14	2014	Accumulated
Days Inn	850.00	1,213.00	1,856.00	1,461.00	1,808.00	1,932.00	2,035.00	1,613.00	1,290.00	1,499.00	1,447.00	1,602.00	18,606.00	
Deerfield Inn	388.00	552.00	742.00	634.00	669.00	669.00	724.00	688.00	774.00	576.00	710.00	568.00	7,694.00	
Fairview Inn	272.00	318.00	372.00	687.00	602.00	744.00	652.00	513.00	447.00	338.00	305.00	538.00	5,788.00	
Judge Motel	129.85	153.38	171.38	152.83	187.15	171.00	173.58	174.00	158.02	167.57	124.35	140.73	1,903.84	
Plum Point Inn	436.00	320.00	361.00	335.00	344.00	337.00	362.00	328.00	262.00	262.00	257.00	324.00	3,928.00	
<b>Total</b>	<b>2,075.85</b>	<b>2,556.38</b>	<b>3,502.38</b>	<b>3,269.83</b>	<b>3,610.15</b>	<b>3,853.00</b>	<b>3,946.58</b>	<b>3,316.00</b>	<b>2,931.02</b>	<b>2,842.57</b>	<b>2,843.35</b>	<b>3,172.73</b>	<b>37,919.84</b>	
Expense	36,540.00	-	-	-	4,423.50	10,000.00	-	3,000.00	-	-	4,000.00	-	57,963.50	
<b>Net</b>	<b>(34,464.15)</b>	<b>2,556.38</b>	<b>3,502.38</b>	<b>3,269.83</b>	<b>(813.35)</b>	<b>(6,147.00)</b>	<b>3,946.58</b>	<b>316.00</b>	<b>2,931.02</b>	<b>2,842.57</b>	<b>(1,156.65)</b>	<b>3,172.73</b>	<b>(20,043.66)</b>	<b>42,348.05</b>

2015	Jan-15	Feb-15	Mar-15	Apr-15	May-15	Jun-15	Jul-15	Aug-15	Sep-15	Oct-15	Nov-15	Dec-15	2015	Accumulated
Days Inn	1,185.00	1,322.00											2,507.00	
Deerfield Inn	541.00	709.00											1,250.00	
Fairview Inn	233.00	215.00											448.00	
Judge Motel	134.70	140.99											275.69	
Plum Point Inn	313.00	307.00											620.00	
<b>Total</b>	<b>2,406.70</b>	<b>2,693.99</b>	<b>-</b>	<b>-</b>	<b>-</b>	<b>-</b>	<b>-</b>	<b>-</b>	<b>-</b>	<b>-</b>	<b>-</b>	<b>-</b>	<b>5,100.69</b>	
Expense	-	-	-	15,000.00										15,000.00
<b>Net</b>	<b>2,406.70</b>	<b>2,693.99</b>	<b>-</b>	<b>(15,000.00)</b>	<b>-</b>	<b>-</b>	<b>-</b>	<b>-</b>	<b>-</b>	<b>-</b>	<b>-</b>	<b>-</b>	<b>(9,899.31)</b>	<b>32,448.74</b>

2013	Jan-13	Feb-13	Mar-13	Apr-13	May-13	Jun-13	Jul-13	Aug-13	Sep-13	Oct-13	Nov-13	Dec-13	2013	Accumulated
Days Inn	1,234.59	948.74	1,288.54	1,456.34	1,587.72	1,810.34	1,540.00	1,259.00	1,051.00	1,800.00	1,680.00	1,194.00	16,850.27	
Deerfield Inn	498.00	404.00	537.00	530.00	635.00	620.00	563.00	648.00	727.00	719.00	641.00	447.00	6,969.00	
Fairview Inn	177.00	131.00	196.00	194.00	304.00	254.00	323.00	281.00	365.00	485.00	511.00	429.00	3,650.00	
Judge Motel	116.00	155.00	164.00	158.07	193.10	146.00	142.48	169.13	155.45	210.48	197.35	140.33	1,947.39	
Plum Point Inn	363.00	449.00	458.00	497.00	489.00	456.00	419.00	456.00	454.00	540.00	571.00	421.00	5,573.00	
<b>Total</b>	<b>2,388.59</b>	<b>2,087.74</b>	<b>2,643.54</b>	<b>2,835.41</b>	<b>3,208.82</b>	<b>3,286.34</b>	<b>2,987.48</b>	<b>2,813.13</b>	<b>2,752.45</b>	<b>3,754.48</b>	<b>3,600.35</b>	<b>2,631.33</b>	<b>34,989.66</b>	
Expense	-	-	-	-	1,500.00	-	5,000.00	8,000.00	5,800.00	-	4,000.00	-	24,300.00	
<b>Net</b>	<b>2,388.59</b>	<b>2,087.74</b>	<b>2,643.54</b>	<b>2,835.41</b>	<b>1,708.82</b>	<b>3,286.34</b>	<b>(2,012.52)</b>	<b>(5,186.87)</b>	<b>(3,047.55)</b>	<b>3,754.48</b>	<b>(399.65)</b>	<b>2,631.33</b>	<b>10,689.66</b>	<b>62,391.71</b>

2014	Jan-14	Feb-14	Mar-14	Apr-14	May-14	Jun-14	Jul-14	Aug-14	Sep-14	Oct-14	Nov-14	Dec-14	2014	Accumulated
Days Inn	850.00	1,213.00	1,856.00	1,461.00	1,808.00	1,932.00	2,035.00	1,613.00	1,290.00	1,499.00	1,447.00	1,602.00	18,606.00	
Deerfield Inn	388.00	552.00	742.00	634.00	669.00	669.00	724.00	688.00	774.00	576.00	710.00	568.00	7,694.00	
Fairview Inn	272.00	318.00	372.00	687.00	602.00	744.00	652.00	513.00	447.00	338.00	305.00	538.00	5,788.00	
Judge Motel	129.85	153.38	171.38	152.83	187.15	171.00	173.58	174.00	158.02	167.57	124.35	140.73	1,903.84	
Plum Point Inn	436.00	320.00	361.00	335.00	344.00	337.00	362.00	328.00	262.00	262.00	257.00	324.00	3,928.00	
<b>Total</b>	<b>2,075.85</b>	<b>2,556.38</b>	<b>3,502.38</b>	<b>3,269.83</b>	<b>3,610.15</b>	<b>3,853.00</b>	<b>3,946.58</b>	<b>3,316.00</b>	<b>2,931.02</b>	<b>2,842.57</b>	<b>2,843.35</b>	<b>3,172.73</b>	<b>37,919.84</b>	
Expense	36,540.00	-	-	-	4,423.50	10,000.00	-	3,000.00	-	-	4,000.00	-	57,963.50	
<b>Net</b>	<b>(34,464.15)</b>	<b>2,556.38</b>	<b>3,502.38</b>	<b>3,269.83</b>	<b>(813.35)</b>	<b>(6,147.00)</b>	<b>3,946.58</b>	<b>316.00</b>	<b>2,931.02</b>	<b>2,842.57</b>	<b>(1,156.65)</b>	<b>3,172.73</b>	<b>(20,043.66)</b>	<b>42,348.05</b>

2015	Jan-15	Feb-15	Mar-15	Apr-15	May-15	Jun-15	Jul-15	Aug-15	Sep-15	Oct-15	Nov-15	Dec-15	2015	Accumulated
Days Inn	1,185.00	1,322.00	2,036.00	2,058.00	2,015.00	2,156.00	2,231.00						13,003.00	
Deerfield Inn	541.00	709.00	828.00	810.00	864.00	771.00	754.00						5,277.00	
Fairview Inn	233.00	215.00	399.00	359.00	318.00	499.00	460.00						2,483.00	
Judge Motel	134.70	140.99	139.41	173.63	155.94	169.00	191.34						1,105.01	
Plum Point Inn	307.00	265.00	408.00	371.00	345.00	318.00	299.00						2,313.00	
<b>Total</b>	<b>2,400.70</b>	<b>2,651.99</b>	<b>3,810.41</b>	<b>3,771.63</b>	<b>3,697.94</b>	<b>3,913.00</b>	<b>3,935.34</b>	<b>-</b>	<b>-</b>	<b>-</b>	<b>-</b>	<b>-</b>	<b>24,181.01</b>	
Expense	-	-	-	15,000.00		4,850.00	4,850.00	3,000.00					27,700.00	
<b>Net</b>	<b>2,400.70</b>	<b>2,651.99</b>	<b>3,810.41</b>	<b>(11,228.37)</b>	<b>3,697.94</b>	<b>(937.00)</b>	<b>(914.66)</b>	<b>(3,000.00)</b>	<b>-</b>	<b>-</b>	<b>-</b>	<b>-</b>	<b>(3,518.99)</b>	<b>38,829.06</b>

FUND : 02 -CITY GENERAL FUND

PERIOD TO USE: Jan-2015 THRU Dec-2015

DEPT :

ACCOUNTS: 5-01-626 THRU 5-01-626

POST DATE TRAN # REFERENCE PACKET-----DESCRIPTION----- VEND INV/PO/JE # NOTE =====AMOUNT===== =====BALANCE=====

FUND: 02 -CITY GENERAL FUND

DEPT: 01 ADMINISTRATION

5-01-626 A & P EXPENSES

BEGINNING BALANCE

0.00

4/06/15	4/06	A10258	CHK: 048767	03340	OSCEOLA MUSICFEST	3267			15,000.00	15,000.00
					OSCEOLA MUSICFEST	INV# 201504064378	/PO#			
					APRIL ACTIVITY	DB: 15,000.00	CR: 0.00		15,000.00	
6/17/15	6/17	A11145	CHK: 049143	03618	CHURCHILL STUDIOS	3511			4,850.00	19,850.00
					CHURCHILL STUDIOS	INV# 201506175701	/PO#			
					JUNE ACTIVITY	DB: 4,850.00	CR: 0.00		4,850.00	
7/23/15	7/23	A11763	CHK: 049405	03798	CHURCHILL STUDIOS	3511			4,850.00	24,700.00
					CHURCHILL STUDIOS	INV# 201507236746	/PO#			
					JULY ACTIVITY	DB: 4,850.00	CR: 0.00		4,850.00	
9/09/15	9/09	A12370	CHK: 049632	03980	INV#1385	2591			3,000.00	27,700.00
					ARKANSAS DELTA BYWAYS	INV# 201509097667	/PO#			
					SEPTEMBER ACTIVITY	DB: 3,000.00	CR: 0.00		3,000.00	
					ACCOUNT TOTAL	DB: 27,700.00	CR: 0.00			

\*-----\*

000 ERRORS IN THIS REPORT!

\*-----\*

** REPORT TOTALS **	---	DEBITS	---	---	CREDITS	---
BEGINNING BALANCES:		0.00			0.00	
REPORTED ACTIVITY:		27,700.00			0.00	
ENDING BALANCES:		27,700.00			0.00	
TOTAL FUND ENDING BALANCE:		27,700.00				

2015 Expenses

<b>A&amp;P Comm. Call Down List:</b>			<b>Call Status</b>
Name	Number		
✓ Shemwell, Jim, Chair	278-7458		
✓ Ammi Tucker, Secy.	563-2281		
✓ Dunegan, Tyler	822-1166		
Guy, Joe	563-5234	ext. 129	
Moore, Cody	530-3833		
✓ Gibson, Bruce	563-1200		
Bowles, Lee	822-0468	563-5083 (cc)	
Keatts, Harry	563-5700		
✓ Weldon, Michelle	563-5888	work	